

1001517253 - Black 36 in. x 36 in. Rubber Anti-Fatigue Comfort Mat

MAINTENANCE AND CARE



Dry the mats in bright sunlight for sufficient time.




Avoid using hammer or heavy objects on them.




Clean by either shaking or hosing off.

ASSEMBLY – Step 1 to Step 6



Step 1-Allow the mats to lay flat pointing the pins upward.




Step 2 –Pull the Mat 1 and Mat 2 and align pins of Mat 2 with the holes of Mat 1.




Step 3 -Gently press the Mats against each other on the pin-hole assembly points.



Step 4 -Press the joints once again to ensure proper assembly of the mats.



Step 5 -Allow the mats to lay flat for about an Hour at room temperature before using.



Step 6 -**OPTIONAL – The ends with pins after assembly can be trimmed if desired.