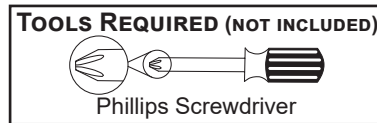



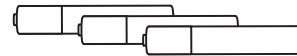
Thank you for choosing Sunnydaze Decor. We stand behind our brand and the quality of the items we sell. Replacement parts or products will be sent at our discretion within the 1-year warranty period. Proof of purchase, with the date of purchase as well as photos of the merchandise defect, must be provided. Photos are used to determine the cause of defects and for future quality control. Register your warranty at <https://tiny.cc/SunnydazeWarranty> If you have any questions, comments or concerns, feel free to contact us by phone at 833-982-1977, by email: customerservice@sunnydazedecor.com, or via our contact us page at <https://tiny.cc/SunnydazeContact>

SETAUKET INDOOR LED LANTERN

Read this manual carefully and follow the care instructions.
Save this document for future reference.



**REQUIRES (3) 'AAA' BATTERIES
(BATTERIES NOT INCLUDED)**



ASSEMBLY

1. Make sure the power switch is turned to the 'OFF' position.
2. Using a screwdriver, loosen the screw on the battery housing cover.
3. Gently remove the battery housing cover.
4. Insert three 1.5-Volt 'AAA' batteries (not included).
5. Paying attention to the positive and negative terminals, gently insert three 1.5-Volt 'AAA' batteries (not included).
6. Replace the battery cover and refasten the screw.
7. Turn the power switch to the 'ON' position.

CLEANING

**Do not use harmful additives or abrasive materials to clean any part of this unit.
Do not submerge the unit in water.**

- Ensure the power button is turned to the 'OFF' position.
- Dust the unit with a soft, dry cloth.
- For soiled surfaces, use a soft, damp cloth and gently wipe the unit down.

TROUBLESHOOTING

- Ensure the power button is turned to the 'ON' position.
- Make sure the battery is installed correctly, observe polarity and ensure contact is good.
- Install new batteries (not included). Do not mix old and new batteries.

! SAFETY STATEMENTS & WARNINGS !

- For indoor use only.
- For decorative purposes only. Lantern is not suitable for home or room illumination.
- Keep away from children. This is not a toy.
- Do not use in wet or humid areas. Do not submerge in water.
- Remove batteries if unit is being stored or if it will not be used for long periods of time.
- Promptly remove expelled batteries. Do not mix old and new batteries. Mixing batteries could cause leakage of the acid inside batteries, damaging the unit.
- LED lights are not replaceable.
- Manufacturer is not liable for damage or personal injury caused by improper use, inadequate maintenance or neglect of this product.

Any modification to the product or failure to follow recommended care will void the product warranty.