



VEVOR®

LIFT ELECTRIC HOIST

Double Line: 2200lbs
Single Line: 1100lbs
Secure Hoist, Success Tool



2200LBS Lift Electric Hoist

1800W Copper Motor & Anti-Rotate Steel Wire
& High Security

- This lift electric hoist is designed for lifting and moving heavy-duty applications. The steel construction and pure copper motor make it durable and high-efficient. The hoist can be used with a single line 880 lbs/400 kg capacity or double lines 1760 lbs/800 kg capacity. It is an ideal handling tool for factories, docks, warehouses, goods lifting, construction sites, and other places.
- 2200LBS Load Capacity
- 1800W Powerful Motor
- 3 Ft Control Cord
- Premium Structure

VEVOR®


Tough Equipment & Tools, Pay Less

VEVOR is a leading brand that specializes in equipment and tools. Along with thousands of motivated employees, VEVOR is dedicated to providing our customers with tough equipment & tools at incredibly low prices. Today, VEVOR has occupied markets of more than 200 countries with 10 million plus global members.

Why Choose VEVOR?

- Premium Tough Quality
- Incredibly Low Prices
- Fast & Secure Delivery
- 30-Day Free Returns
- 24/7 Attentive Service

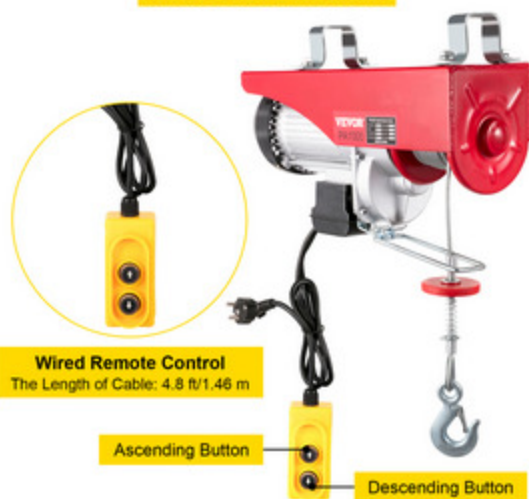
LARGE LOAD-BEARING



Large Load-Bearing

Our lift electric hoist meets your various demands on strength and hardness. The single line capacity and speed are 1100 lbs/500 kg, 33 ft/min(10 m/min). Double line capacity and speed are 2200 lbs/1000 kg, 17 ft/min(5 m/min).

HANDLE SWITCH



Handle Switch

The wired remote control in this hoist achieves through a handle switch. The pressing upside is going up, conversely going down. Around 3 ft/1.2 m length cable allows you to operate at a certain distance.

HIGH QUALITY COPPER MOTOR



High-Quality Copper Motor

The electric hoist winch adopts a 1800W pure copper motor, which features high efficiency and low noise. Furthermore, the electric winch can continuously work for a long time because it radiates rapidly.

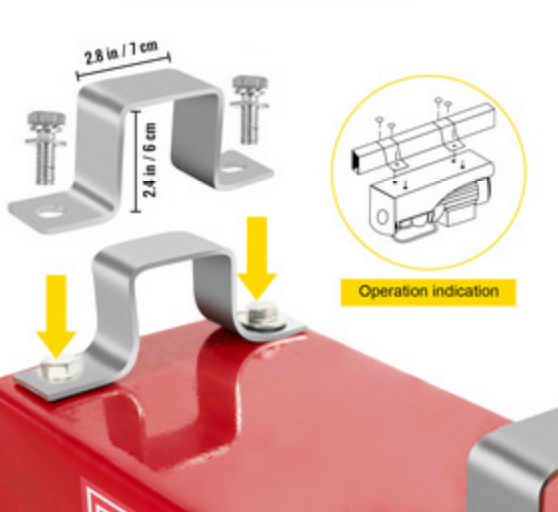
SECURITY DESIGN



Security Design

When the red block touches the limit switch, the motor stops automatically to prohibit the chains from overloading. Moreover, the galvanized steel wire and hook with latch provide double-protected operation.


EASY TO INSTALL



Easy to Install

For the purpose of satisfying your needs, our electric hoist is possessed of a metal fixing ring that is installed effortlessly. Just remember the bar's width and height shall not surpass the internal size of mounting brackets. The ring width: 2.8 in/7 cm; height: 2.4 in/6 cm.

EXTENSIVE USES



Extensive Uses

This power electric hoist is an excellent choice to lift regular or irregular shape things such as stones, trees, mowers, engines, and so on. As a result, it is widely used in carmakers, construction sites, logistics, warehouses, etc.



Specifications

- Model: PA1000
- Material: Cast Iron & Aluminum
- Voltage: 110V/60Hz
- Power: 1800W
- Load Capacity: 1100 lbs / 500 kg, 2200 lbs / 1000 kg
- Lifting Height: 39.4 ft / 12 m, 19.7 ft / 6 m
- Lifting Speed: 33 ft/min / 10 m/min, 17 ft/min / 5 m/min
- Steel Line Length: 39.4 ft / 12 m
- Remote Control Cord Length: 3 ft / 1.2 m
- Power Cord Length: 2.1 ft / 0.65 m
- Cable Gauge: 0.24 in / 6 mm
- Item Size: 21.7 x 9.1 x 12.6 in / 55 x 23 x 32 cm
- Item Weight: 68.3 lbs / 31 kg



Package Content

- 1 x Lift Electric Hoist
- 2 x Lifting Lugs
- 1 x Moveable Pulley
- 1 x Bag of Screws
- 1 x Belt
- 1 x User Manual