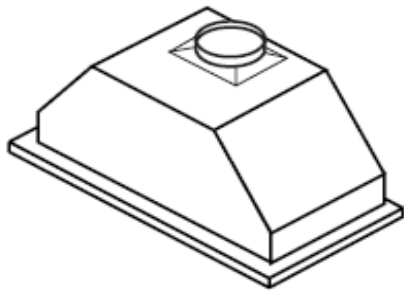




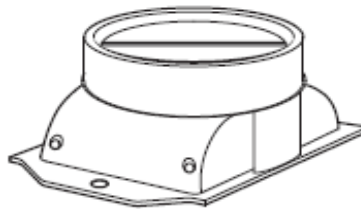
INSERT INSTALLATION TOOLS AND MATERIALS REQUIRED

- * Electrical Drill or Ratchet Driver
- * #2 Phillips Screwdriver or Driver Bit
- * Straight Blade Screwdriver
- * Wire Stripper or Cutter
- * Tape Measure
- * Electrical Supplies for Wiring
(i.e Marrettes, Electrical Tape)
- * Aluminum Foil Tape and/ or Duct Tape
- * Hammer
- * Jigsaw or Saber Saw
- * Step Ladder
- * Pencil

BX215 PARTS SUPPLIED



1X Hood



1x Round Adaptor
(BX212/ BX215 Only)



1x Plastic Adaptor Seal
(BX212/ BX215 Only)

GREASE COLLECTION AND LIGHTING

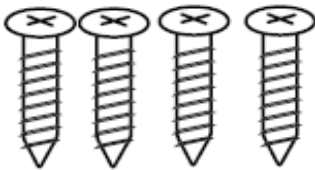


1x Rectangular Oil Collector
(BX212/ BX215 Only)

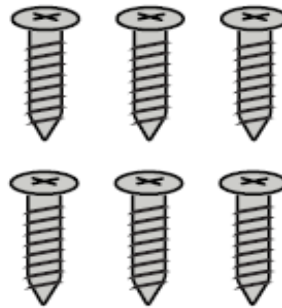


2x Halogen Lights
(120V, 25W Per Bulb)

HARDWARE PACKAGE



4x Mounting Screws



6x Adaptor Screws
(BX212/ BX215 Only)

Cyclone Range Hoods Inc.
www.CycloneRangeHoods.com
Info@CycloneRangeHoods.com
1-888-293-5662