

# **VEVOR<sup>®</sup>**

## **TOUGH TOOLS, HALF PRICE**

Technical Support and E-Warranty Certificate [www.vevor.com/support](http://www.vevor.com/support)

### **LANDSCAPE**

#### **MODEL:SH-136-12/ SH-136-8**

We continue to be committed to provide you tools with competitive price.

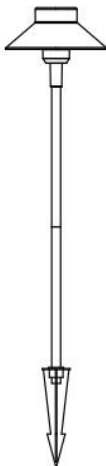
"Save Half", "Half Price" or any other similar expressions used by us only represents an estimate of savings you might benefit from buying certain tools with us compared to the major top brands and does not necessarily mean to cover all categories of tools offered by us. You are kindly reminded to verify carefully when you are placing an order with us if you are actually saving half in comparison with the top major brands.

# VEVOR®

TOUGH TOOLS, HALF PRICE

## LANDSCAPE

**MODEL:SH-136-12/ SH-136-8**





### **NEED HELP? CONTACT US!**

Have product questions? Need technical support? Please feel free to contact us:

**Technical Support and E-Warranty Certificate**  
[www.vevor.com/support](http://www.vevor.com/support)

This is the original instruction, please read all manual instructions carefully before operating. VEVOR reserves a clear interpretation of our user manual. The appearance of the product shall be subject to the product you received. Please forgive us that we won't inform you again if there are any technology or software updates on our product.

	<p>Warning-To reduce the risk of injury, user must read instructions manual carefully.</p>
	<p>This device complies with Part 15 of the FCC Rules. Operation is subject to the following two conditions:(1)This device may not cause harmful interference, and (2)this device must accept any interference received, including interference that may cause undesired operation.</p>

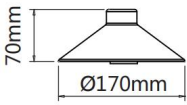
- Make sure electric off before installing the fixture.
- The circuit connection must be correct before connecting the wire.
- Don't worry about the heat of the surface of the lamp when it's working.It's normal situation.
- The lifespan will be shorter and the light attenuation will be faster if the lamp works on for 24 hours every day.
- Make sure output voltage within the range of rated voltage before installing the lamp.
- Regularly clean the dust on the lamp to maintain good heat dissipation performance.

If the lamp doesn't work, don't inspect it when power is on.The lamp should be inspected and maintained by professional electrician.

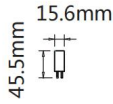
# Product installation instructions



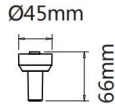
## Product part detail



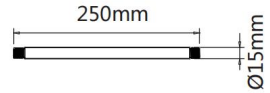
A Lampshade section




B G4 bulb



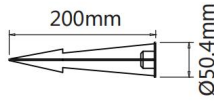
C Lamp holder section



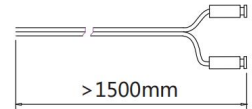
D Upper connecting rod



E Lower connecting rod

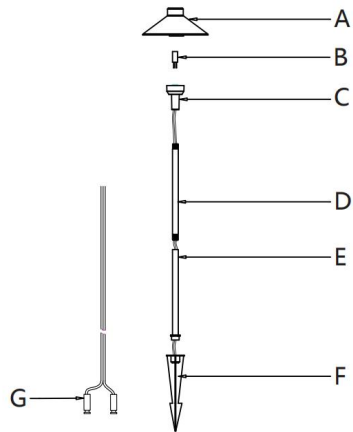
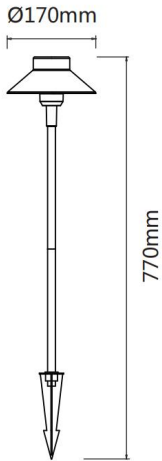


F Field cutting



G Wire and terminal part

## Product breakdown chart



# LED LANDSCAPE LIGHT CONNECTOR

Compatible with 12/14 Gauge Cable



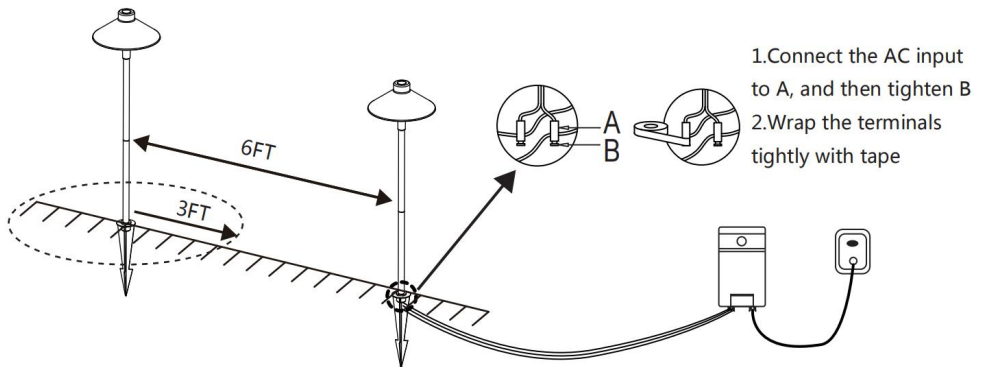
## Product installation method

<p>1.tighten D on C</p>	<p>2.Tighten E and F in turn</p>	<p>3.Insert B into hole C</p>	<p>4.Tighten A over C</p>	<p>5.Hold (part D or E) light pole down into the ground (do not push part A so that the light is fixed to the ground)</p>

## Specification parameter

Construction : AL+plastic	CRI : 90
LED Selection : G4 3W 2835LED	Dimensions : 170*170*770mm
Luminous Flux : 60LM/W	Operating Temp : -25°C-40°C
Efficiency : 150LM	Warranty : 2year
Input Voltage : AC/DC , 12V-24V	Certification : FCC
Color Temperature : 3000K	IP Rating : IP66
Total Watts : 2.5W	Net Weight:0.45KG
LED Lifetime : 15000H	Line length: 1.5m SPT-1W 18AWG

## Product wiring method



**Address:** Baoshanqu Shuangchenglu 803long 11hao 1602A-1609shi Shanghai  
**Imported to USA:** Sanven Technology Ltd., Suite 250, 9166 Anaheim Place,  
Rancho Cucamonga, CA 91730

**Made In China**



**VEVOR<sup>®</sup>**

**TOUGH TOOLS, HALF PRICE**

**Technical Support and E-Warranty Certificate**

**[www.vevor.com/support](http://www.vevor.com/support)**