# BEACH TROLLEY

## INSTRUCTIONS

### 1

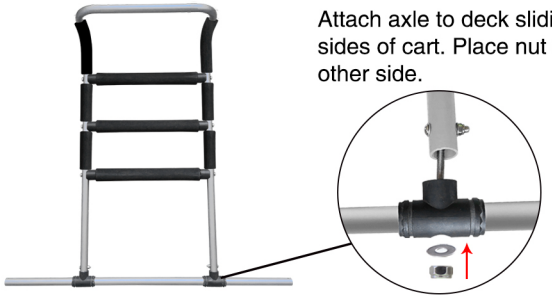

Attach axle to deck sliding nylon T–connectors into both sides of cart. Place nut on screw and tighten. Repeat on other side.

### 2

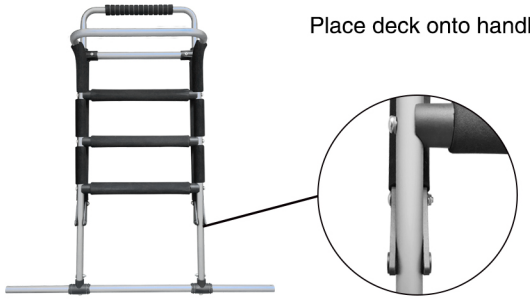

Place deck onto handle holes align.

### 3

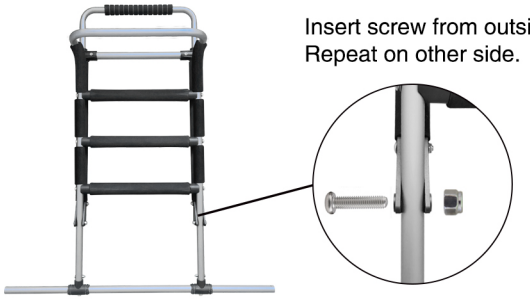

Insert screw from outside of base, attach nut and tighten. Repeat on other side.

### 4

Place wheel on center of cardboard measurement jig (included in packaging) and inflate with pump to specified size. Repeat on second wheel.

### 5

Place pin through hole into axle and fold ring over pin to secure.

### 6




Rotate the deck 90 degrees.

### 7

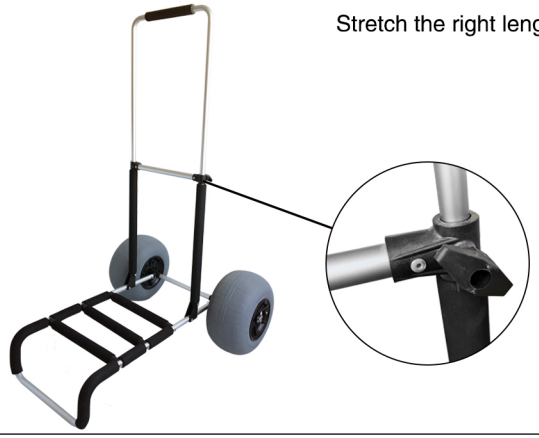

Stretch the right length and fix it with knob.