

*Portable lifting traction hoist*



In order to help you understand the product, the specification has provided the product installation, operational guidelines and safety precautions. Please read the instruction carefully so that you may be familiar with the correct operation of the product and some general safety measures. For all the precautions and warning information about product installation and safety operation, please read carefully, so that the operation can be avoided, and preventive measures should be taken to protect the safety of yourself and others. Regular inspections and regular testing of equipment, carefully observe the safety rules, you can avoid the occurrence of safety accidents.

This specification indicates the potential dangers and important safety precautions that can help you and others to avoid personal injury. **Danger** and **attention** is a signal word used to identify danger levels. Note that the note is used to remind the operation of important information needed to pay attention to.

## Disclaimer copyright protection

### Copyright

Portable lifting traction hoist by the company's exclusive production. The names mentioned in this manual are all companies that are legally registered.

### Copyright protection

This manual is prepared by the company, subject to copyright protection, without the written permission of the company, may not be copied, modified, reproduced, transmitted, or use the version of the manual. This manual is mentioned to modify or change product specifications and relevant information, without notice.

### Technical service

Product problems or you related products to use thought and reading this manual can not get effective help, in order to avoid misoperation resulting in accidents, please contact to buy the product of the agents.

### Load note:

1. do not use load limiter to stop the load running, do not close to the cable stop hook
2. do not use the load limit to measure the load.
3. do not donate more than the length of the red paint wire rope.
4. do not lift or pull any deviation from the center of the load, which may result in the risk of load, to ensure that the load is below the product
5. Do not swing or wrap around the load.

### Overload or overheating:

1. the approximation of the motor force will be displayed on the load display. When the motor is overloaded, the product will stop running, and the two red lights on the monitor will blink until the machine can be used again. This happens to be removed on the wire rope tension, to reduce the load. If the sensor overload trip, do not attempt to load the same weight, so as to avoid damage to the product.
2. working for 53-25%, please do not use for a long time, continuous use will increase the operating process of unsafe factors, severe damage to motor.

## Product repair and maintenance

1. before and after the operation of wire rope and hook is worn or damaged signs, worn and damaged parts must be replaced, do not attempt to repair the damaged elongated wire rope or rope.
2. the rope failures are as follows: deformation, bending, corrosion, wear parts or pieces. Hook damage examples are as follows: crack, distortion, excessive parts opening, tongue loose or damage and corrosion.
3. if there is a hook component distortion or excessive opening phenomenon may presage goods overload, should be promptly replaced all the possible bearing parts damage.
4. keep the ropes and hooks from contaminants invasion, use a clean towel to clean up dirt and debris.
5. brush and other products wearing a large quantity, should be promptly replaced.
6. product warranty, should often use the replacement parts of the company.

## Packing list

Serial number	name	number	remarks
1	Warranty card	1	
2	Certificate	1	
3	Operating Manual	1	
3	remote control (yes / no)	1	

## Operation guide

### Products and alternating current connection notes:

- 1, the product wires connected to the socket with leakage protection device.
- 2, to ensure that all wiring box power cord is fixed, so as to avoid the wire rope and moving load damaged wire.
- 3, if the use of extended rope, it is necessary to ensure that it is able to handle the current state of full load operation.
- 4, the product is not used or repair and replacement parts to unplug the plug.

### Remote control note:

- 1, the remote control of a limited distance of 8 meters.
- 2, product remote control operation, according to the purchase of the switch, the red light from the wire rope in and out of work.
- 3, the remote control transmitter power shortage, more than remote control distance or received serious interference, there will be slow operation or delay phenomenon, this time should stop the operation, troubleshooting, and then carry out the operation.
- 4, do not touch the remote control device, to avoid possible damage to the remote control. Do not disassemble or toggle switch.
- 5, do not put the remote control may be in contact with water, humidity, there is signal interference, the remote control will cause leakage or damage to the internal circuit. Signal interference will cause the consequences of remote control.
- 6, do not use sharp objects to press the remote control, to avoid causing damage to equipment.
- 7, for a long time not to use, please remove the battery.

### Notice of import and export of steel wire rope:

- 1, the operator should understand the situation of the product, and familiar with the performance of the product.
- 2, please check before hoisting or traction bracket structure, products, slings and other accessories are damaged phenomenon. Replace the damaged parts before lifting.
- 3, understand the load weight and ensure the rigging, hoisting apparatus and bracket capable of carrying the weight.
- 4, check whether the load is under the product or in the same line with the product, the wire rope must not be twisted into bending and to ensure that all people are standing far from the load, will not be hurt.
- 5, slowly relax the rope, slowly pull up the load, if there is overload phenomenon to reduce the load in time and to adjust.
- 6, to avoid the rapid lift load or load caused by the impact of the product load.
- 7, each time uses to check and carefully wrap wire rope, cuts, a knot or wear areas will reduce rope, rope if damage to the timely replacement.
- 8, the product wire rope coil out, should be light pull to make it in a state of tension, if not in a tight state, the wire rope will be wound, resulting in damage.

## Catalog

Product introduction · · · · ·	4-5
Safety precautions · · · · ·	6-9
Operation guide · · · · ·	10
Product repair and maintenance · · · · ·	11

## Product introduction

### 01 manual:

This is a hoisting and traction electric tool, which is widely used in machinery, industry, agriculture, fishery, automotive, construction and other fields. This tool is equipped with a positive and negative start switch and current overload protection function, in the 220V alternating current can produce 500KG under the pull of the.

### There are two modes of operation.

1, short speed mode:

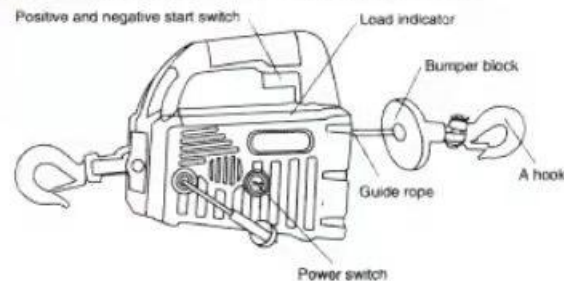
By hand, the positive and negative start switch, suitable for short range operation.

2, full speed mode:

By long press the positive and negative start switch, suitable for long distance operation.

3, warm tips:

This product by a certain delay or inertia buffer, it is not in the reverse operation within 0.5 seconds, otherwise it will damage the circuit board.



### Basic product data

Maximum lifting weight: 500kg

Wire rope diameter: 0.58cm

Power supply: AC 220V-110V

Motor power: 1500W

### Use the hook:

- 1, using a hook lock hook.
- 2, to ensure that the hook lock has been locked, and does not support the load.
- 3, do not add the load on the hook of the top or lock, the load can only be added in the middle of the hook.
- 4, do not use variable length or laryngeal hook hook tip bending hook.

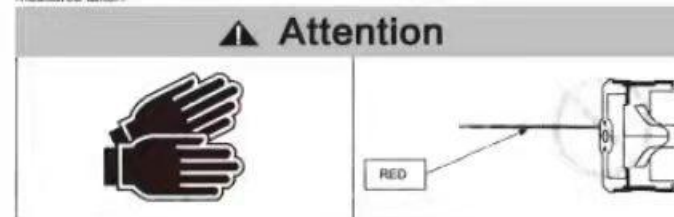
### Product or equipment damage:

- 1, do not use this product traction other vehicles, the impact load is easy to cause the instantaneous load capacity than the steel wire rope or the carrying capacity of the product.
- 2, do not use this product traction in the running of the load.
- 3, do not put any part of the product into the water or wet environment in the use of.
- 4, Place the product in a dry, clean and protected environment.

### Electric shock

#### Not following the following instructions will cause serious safety accidents:

- 1, the correct use of the grounding 220V AC socket, through the leakage protection device to protect the socket.
- 2, Do not remove the plug from the socket.
- 3, do not operate this product in a humid environment.
- 4, pull the cable to avoid contact with sharp edges.
- Avoid 5, pull the cable through or near the motor parts.
- 6, Read and follow all the instructions in the operating instructions.
- 7, on line terminal and electrical insulation and protection measures taken.




### Personal injury risk

#### Does not comply with the following instructions will cause minor to moderate damage accident:

- 1, touch the wire rope to wear thick leather gloves.
- 2, do not pull the wire rope over the length of the red paint.



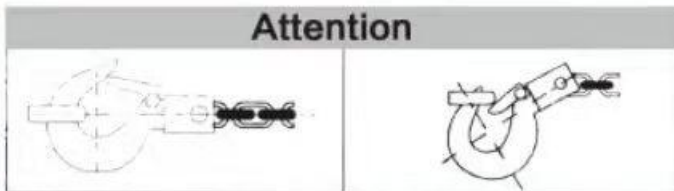
- (13) do not shake or rotate the load
- (14) at any time to look at the suspended load
- (15) do not pull the wire rope over the length of the red paint, so as to avoid the wire rope loose from the opposite direction.
- (16) when other people in the operation, touching the wire rope hook or not
- (17) when someone holds a remote control or a product operation, do not touch the wire rope, to stand off the wire rope and the distance from the load, while avoiding other people near
- (18) the operation of the product, to be far away from the wire rope and products are under load, so that the conductor at a safe distance. In the case of a load, if the rope is loose or broken, it will cause an accident.
- (19) to stand on the side of the product during operation.
- (20) ensure that the hook running direction and the direction of the same operation switch.
- (21) when the product does not use, repair or replace parts, it is necessary to unplug the power cord in a timely manner.
- (22) do not use this product to pull other vehicles, the impact load is very easy to cause the instantaneous carrying capacity of more than the carrying capacity of the wire rope or products.
- (23) this product can not be used to fix the load in the running.
- (24) do not be inclined to pull in hoisting, inclined lifting heavy objects, in order to avoid danger.
- (25) when the product does not work, it is not allowed to hang the heavy objects in the air, to prevent the parts from producing permanent deformation.



**Notice of cutting and burn**

**Does not comply with the following instructions will cause hand or finger injury:**

- 1, the operation of the wire rope must wear thick leather gloves.
- 2, do not let the wire rope out of your hands.
- 3, the use of the product or the rear end of the heat will be discharged, beware of burns.



## Product introduction

### 02 remote control section:

This is a hoisting and traction electric tool, which is widely used in machinery, industry, agriculture, automotive, fisheries, construction and other fields. This tool is provided with a positive start switch and current overload protection function, the 220V alternating current under the action through the touch switch or remote control can produce 500KG tension. Product manual and remote control of two modes of operation.

### The remote control has two modes of operation.

#### 1, manual mode:

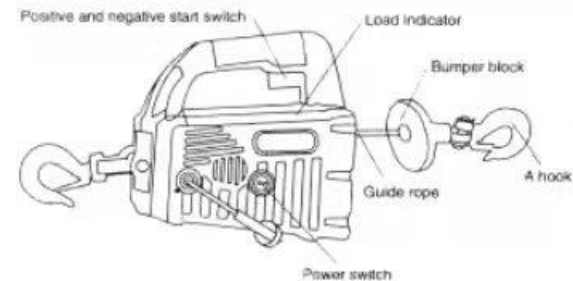
By hand touch switch, suitable for drag and so on more convenient position operation

#### 2, remote control mode:

By remote control operation, suitable for the position of small or high position is not suitable for manual operation.

#### 3, warm tips:

This product by a certain delay and inertia buffer, it is not in the reverse operation within 0.5 seconds, otherwise it will damage the circuit board.



### Basic product data

Maximum lifting weight: 500kg

Wire rope diameter: 0.58cm

Power supply: AC 220V-110V

Motor power: 1500W

## Safety precautions

The operator should be familiar with the following general safety precautions, fully read these rules can enable the operator to avoid the risk of operation, and take preventive measures to protect the safety of yourself and others. Regular inspection and regular inspection equipment, conscientiously abide by the safety rules, avoid safety accidents.



### Replacement parts note

**Does not comply with the following instructions will result in hand or finger injury:**


- 1, the product installation or operation, do not touch the wire rope, hook, hook and the mouth of the mouth opening.
- 2, the operation of the product, in the operation of the hook and wire rope should be particularly cautious.
- 3, wire rope products import, during installation and operation, to use the external wire rope, so as not to hurt the hand or fingers.



### Degenerate note

**Do not comply with the following instructions will hurt people**

- 1, prohibit the use of this tool to the lifting or moving personnel.
- 2, product installation or operation, is prohibited in the products below the station, not to the same weight lifting machine.



### Chemical hazards and fire hazards

**Not following the following instructions will lead to serious injury accidents:**

- 1, do not contain explosive, flammable substances in the environment of the use of the product.
- 2, the use of eye protection equipment to wear.
- 3, to do a good job of insulation and protection of wire and electrical terminal.

### Note for the parts and components

**Not following the following instructions will lead to serious injury accidents:**

- 1, conventional security:**
  - (1) familiar with your products, read and understand the operation manual, so that you understand the products and use.
  - (2) do not take drugs and drink operation of this product.
  - (3) do not exceed the rated load of the product.
- 2, the installation of safety**
  - (1) the support structure and the load connecting device which can be selected to withstand the maximum traction of the product.
  - (2) use of switches, parts, components, and replacement parts, which are approved by the factory.
- 3, safe operation**
  - (1) in the running in period, not full load movement, to prevent damage to parts, reduce product service life.
  - (2) before the operation of products, please check whether the normal operation of the remote control, remote control should be placed in a clean, dry place, to avoid damage to the components.
  - (3) do not use a failure, can not normally run or damaged products.
  - (4) the operation of the product must be inspected before the wire rope and hook and rope device damaged parts should be changed.
  - (5) the service life of the steel wire rope is closely related to the usage. Prior to use, the new products on the wire rope and the replacement of the new wire rope must be in the case of a load to recover and evenly wound to the drum, otherwise due to improper winding will damage the wire rope.
  - (6) on a regular basis of wire rope oiling, oil should use a stiff brush or wood piece, prohibited by hand directly to the working rope oiling.
  - (7) the fracture degree of the wire rope is more than the prescribed requirements, the amount of wear should be replaced in a timely manner, the replacement of the steel wire rope model specifications and the original.
  - (8) do not use sharp hook wire rope, so as not to cause damage.
  - (9) before the product is used, eliminate any factors or obstacles that may interfere with the safe operation of the product.
  - (10) take easy operation and use the correct rope technique to avoid the belt slipping.
  - (11) in tension or load, do not touch the wire rope or hook.
  - (12) to pay attention to the stability of the load during the operation.