

# Child Indoor Trampoline User Manual




## Note:

- 1.This product is only applicable to families.Children should under adult supervision when play it .Child please don' t climb alone to avoid danger .
2. Please check that the product is in good condition before use it . Pls confirm the Screw and nuts are tightened before using.

## Assembling :


- 1.Install 6pcs rubber sleeve to the stand.



2. Install the stand an semi-circular tube .Pay attention the location of number 1 and number 2.Numver 1 is flute, it at outside .The number 2 is holes , they are at up there. Total 6pcs stand and 6pcs Semi-circular tube .



3. Install the spring and spring cloth by tool.



4.Install the protection cloth around the semi-circular tube.




5.Tie the straps, make it beautiful.



6.Install protective mesh support frame and foams.



7.Put the protective mesh on.



8.Finish the assembling . Hoping you have a good time with it .