

UPHOLSTERY CARE GUIDE




The most visible sign of quality and style of an upholstery piece is the fabric, each upholstery is created with comfort, style, and function in mind. It is also the part most likely to show wear and tear and any stains.

Our sturdy wood frames are the building blocks to your quality upholstered furniture. The sinuous springs, pocket coils, and our resilient high-density foam in gives the piece comfort and stability in combination with our premium upholstery materials.

While our quality standards are of the highest, each piece of furniture is constructed with timeless craftsmanship. We are devoted to making each handcrafted piece of furniture with care, beauty and individuality.

We hope the story of our furniture continues to grow in your home as you receive our products and care for them.

GENERAL CARE



Seat Cushions

Reverse, rotate, and fluff your seat cushions, back cushions, and throw pillows to distribute surface. This ensures even wear of your upholstered furniture, and may help retain the original softness.



Vacuum


Vacuum the seat cushions, backrest, arms, and under the seat cushions regularly. Use a soft brush attachment to remove any loose particles that could cause your upholstery to wear.



Spots and stains

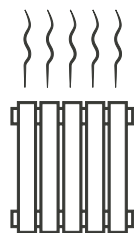
Treat spills and stains as soon as possible. Gently scrape off any dirt or mop any liquid from the surface. Use a water-based upholstery cleaner, then wipe with a lightly damp cloth and pat dry.

Precautions



Sunlight

Sunlight can damage fibers and cause them to fade. Place your furniture away from the sunlight. Using window shades, blinds, or lined draperies can prevent sun damage.



Heating and air conditioning

Temperature changes may cause the fabric to lose its permeability. Heating ducts or radiators can cause the fabric fibers and fade colors. Cold, dry air from air conditioning vents can affect the fabric and the frame. Arrange furniture at least 20 inches away from any heating or air conditioning outlets.



Spills

As careful as we all are, accidents do still happen. Immediately blot (do not rub) with a clean, dry cloth. Fast actions will reduce likelihood of damage. Remove spots and stains according to the instructions on the left.



Chemicals

Avoid using strong chemicals to clean your upholstered furniture. Many of these harsh products are not safe for use on upholstery. Avoid using household chemicals such as: detergents, window cleaners, bleaches, nail polish, nail polish remover, glue, shoe polish, and other corrosive materials.



Sharp objects

Keep sharp objects away from your upholstered furniture. Objects such as keys, toys, and pet's with sharp claws can scratch, tear, and puncture the surface.