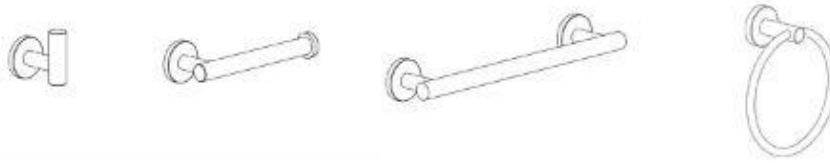


## Installation instructions

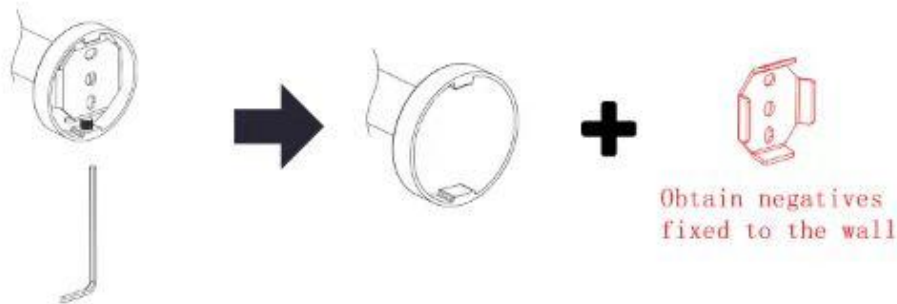


### The tools you will use

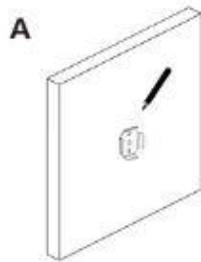


### Important note:

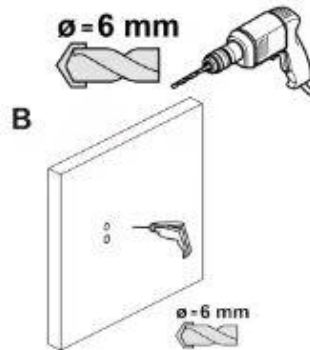
Please remove the components before installation



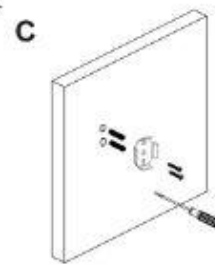
### Installation steps



Put the mounting base  
in the mounting position  
and draw the position of  
the opening with pencil



Use an electric drill to  
open a hole with a  
diameter of 6mm and a  
depth of 15-20mm



Install the mounting  
base in the order  
shown in the diagram

## Hook

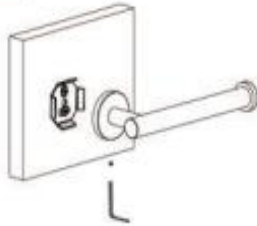


Fix the product body  
and mounting base  
with screws

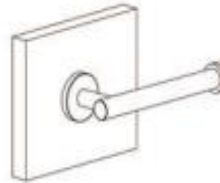


The installation is complete

## Holder paper

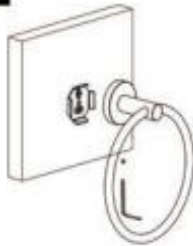


Fix the product body  
and mounting base  
with screws

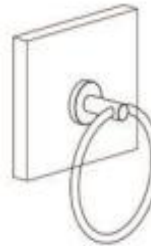


The installation is complete

## Towel ring

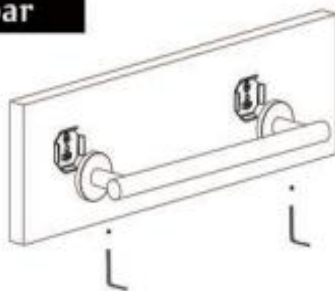


Fix the product body  
and mounting base  
with screws

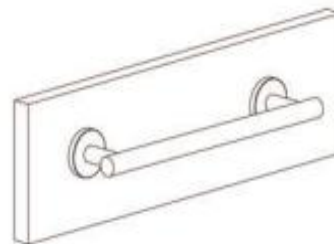


The installation is complete

## Towel bar



Fix the product body  
and mounting base  
with screws



The installation is complete