

# FLORENCE CORPORATION

Call Florence Today Toll-free

800.275.1747

Visit Us Online for More Info

[FlorenceMailboxes.com](http://FlorenceMailboxes.com)



## Cluster Box Units & Accessories



# Cluster Box Units

## *Securely Handling Mail and Packages*



Whether your neighborhood has aging mailboxes or if you are just tired of the snowplow knocking over your curb-side mailbox, secure and convenient cluster box units may be the solution.

Developed and approved by the USPS in 2005, the new cluster box unit "F" specification became the standard for all manufacturers and replaces both the outdated Neighborhood Delivery Collection Box Unit (NDCBU) and the "E" series CBU. No longer permitted for replacement or new installations, the original NDCBU introduced convenience for residents and letter carriers alike, but unfortunately these units are now falling into disrepair as they have aged, and are in many

cases, quite dilapidated. The newer specifications and thoroughly tested design requires more stringent security features which help protect your valuable mail and parcels better than any previously available community mailbox. (see images on opposite page.)

As these older units may have been in your community for well over 20 years, it is the Homeowners Association (or simply the residents of the neighborhood) responsibility to maintain the mailbox. Newer units have larger compartments which lay the mail flat rather than rolling it, built in parcel lockers, convenient outgoing mail slots, and are significantly more secure.



With up to 16 locked compartments, plus up to four integrated parcel lockers, and a secure outgoing slot convenient for mail collection, pre-configured CBU equipment is the perfect solution for your neighborhood. These pedestal-mounted units are widely used across North America for safe, secure access to mail and package delivery 24 hours a day by multiple residents in one central location.

Plus, continued growth in online shopping means providing ample parcel locker space for package delivery is more important than ever! Expand your

residents' ability to securely receive packages by adding matching outdoor parcel lockers (OPL) to your new or existing centralized mail delivery installation, or create a standalone package center. Florence is proud to be the **only** USPS Approved manufacturer of the OPL, ensuring the Postal Service can always deliver the packages you or your customers are waiting for the very first time! (see page 6 for product details)

Dress up your basic CBU with decorative accessories in two distinct styles to fit your neighborhood. (see page 7 for product details.)



**Obsolete** NDCBUs are no longer permitted for replacement or new installations.



**New** CBUs accommodate both mail and packages while providing greater security.

# Cluster Box Units

## Features and Options



### Florence "F" Series CBU is Officially Licensed by the US Postal Service

The complete Florence vital™ 1570 series CBU line was the first Officially Licensed CBU product of the US Postal Service for centralized mail delivery. License #1CDSEQ-08-B-0012





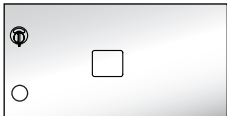
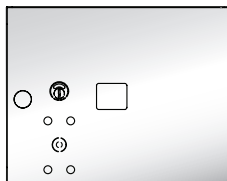
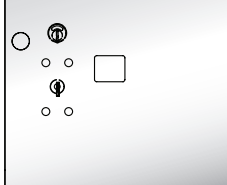
Whether you plan to serve four or 2,000 residents, cluster box units (CBU) provide a flexible solution to accommodate your building project needs. Simply select the pre-configured unit(s) that has the best options for your residents. These standard units can be used individually or in larger group installations - all providing a convenient, secure method of mail and package delivery to residents.

 [florencemailboxes.com/CBU](http://florencemailboxes.com/CBU)

## Cluster Box Unit Standard Compartment Sizes

All CBU Types are USPS Approved and pre-configured with standard tenant and parcel locker compartment heights which meet specific regulations.

Note: All OPL parcel locker compartments are 19-5/8" H x 12" W

<p>Type I, II, III, VI Tenant Compartment 3" H x 12" W</p> 	<p>Type IV Tenant Compartment 4-3/4" H x 12" W</p> 	<p>Type V Double High Tenant Compartment 6-1/2" H x 12" W</p> 	<p>Type I, II, III, IV, V, VI Parcel Locker Compartment 9-7/8" H x 12" W</p> 	<p>Type I, III, V, VI Parcel Locker Compartment 13-3/8" H x 12" W</p> 
--	--	---	--	--



(Actual Size Shown)

## Door ID Options

**Decals:** All CBUs come standard with silver adhesive decals which are 1-1/2"H x 1-3/4"W. Black lettering can contain up to five characters per decal.

**Engraving:** Custom engraving utilizes the USPS Standard *US Block* font and is 3/4" tall. All engraving can include up to 12 characters per line.



(Optional Engraving into Aluminum Door)

## Color Options

All cluster box unit types are available in four different architectural color options; all in a durable, powder coat finish.

\*Note: Postal Grey is USPS Approved for replacement only and is not intended for new installations.



Black (BK)



Dark Bronze (DB)

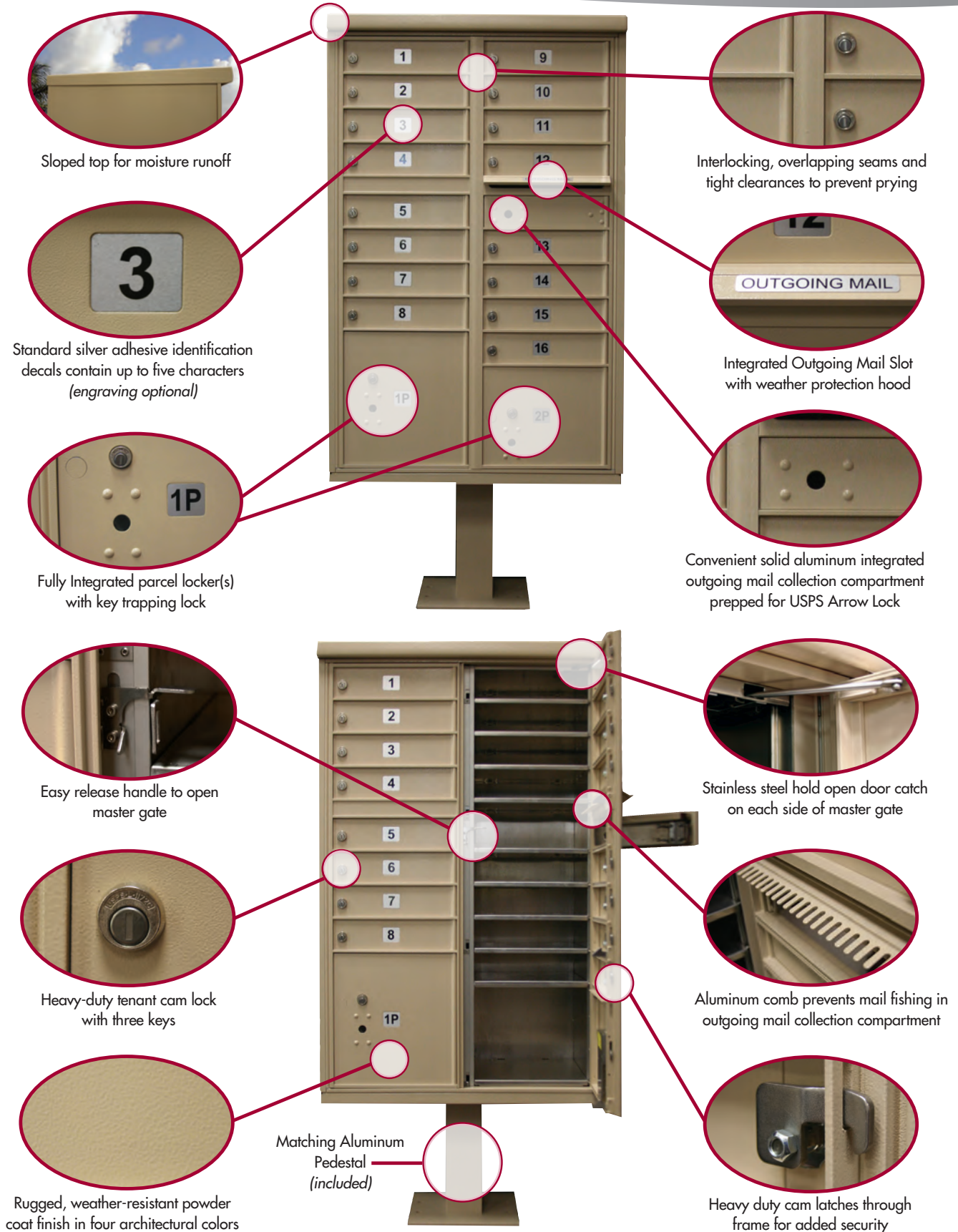


Sandstone (SD)



Postal Grey\* (PG)

# Cluster Boxes



Sloped top for moisture runoff

Interlocking, overlapping seams and tight clearances to prevent prying

Standard silver adhesive identification decals contain up to five characters (engraving optional)

Integrated Outgoing Mail Slot with weather protection hood

Fully Integrated parcel locker(s) with key trapping lock

Convenient solid aluminum integrated outgoing mail collection compartment prepped for USPS Arrow Lock

Easy release handle to open master gate

Stainless steel hold open door catch on each side of master gate

Heavy-duty tenant cam lock with three keys

Aluminum comb prevents mail fishing in outgoing mail collection compartment

Rugged, weather-resistant powder coat finish in four architectural colors

Matching Aluminum Pedestal (included)

Heavy duty cam latches through frame for added security



## Outdoor Delivery Equipment

Florence is proud to partner with end-users, design, construction and building professionals, and postal officials alike to continually develop new products which meet the ever-changing project demands and USPS Centralized Mail Delivery requirements.



### vital™ cluster box units

Pre-configured units include built-in parcel lockers and outgoing mail collection for added convenience to be used alone or in large groupings to accommodate every project need.



MODEL #	CBU TYPE	INSTALLED HEIGHT	INSTALLED WIDTH	INSTALLED DEPTH	PEDESTAL HEIGHT	WEIGHT (LBS)	STANDARD TENANT COMPARTMENT DIMENSIONS	MAILBOX COMPARTMENTS	PARCEL LOCKERS
1570-8XX	vital™ Type I CBU	62"	30-1/2"	18"	28-1/2"	144	3"H x 12"W x 15"D	8	2
1570-12XX	vital™ Type II CBU	62"	30-1/2"	18"	28-1/2"	144	3"H x 12"W x 15"D	12	1
1570-16XX	vital™ Type III CBU	62"	30-1/2"	18"	14-1/2"	175	3"H x 12"W x 15"D	16	2
1570-13XX	vital™ Type IV CBU	62"	30-1/2"	18"	14-1/2"	167	4-3/4"H x 12"W x 15"D	13	1
1570-4T5XX	vital™ Type V CBU	62"	30-1/2"	18"	28-1/2"	145	6-1/2"H x 12"W x 15"D	4	2
1570-8T6XX	vital™ Type VI CBU	62"	30-1/2"	18"	14-1/2"	176	3"H x 12"W x 15"D	8	4

Note: Exchange "XX" in Model # above for two-digit color reference: Black=BK Dark Bronze=DB Sandstone=SD Postal Grey=PG

### valiant™ outdoor parcel lockers

Industry unique package delivery system with key trapping locks can be used alone or with CBU installation to increase convenience for your residents.



#### Sole Source Supplier:

Florence Manufacturing continues to dedicate itself to providing secure postal specialty products built to the latest USPS Standards. We are the *only* manufacturer authorized to supply cluster box units, outdoor parcel lockers, replacement pedestals, and parts directly to the USPS since they awarded Florence their single-source contract for outdoor delivery equipment in 2005. Florence is also the *only* company in the industry approved to manufacture outdoor parcel lockers.



MODEL #	OPL TYPE	INSTALLED HEIGHT	INSTALLED WIDTH	INSTALLED DEPTH	PEDESTAL HEIGHT	WEIGHT (LBS)	STANDARD PARCEL COMPARTMENT DIMENSIONS	MAILBOX COMPARTMENTS	PARCEL LOCKERS
1590-T1XX	valiant™ Type I OPL	62"	16"	18"	14-1/2"	100	19-5/8"H x 12"W x 15"D	0	2
1590-T2XX	valiant™ Type II OPL	62"	30-1/2"	18"	14-1/2"	139	19-5/8"H x 12"W x 15"D	0	4

Note: Exchange "XX" in Model # above for two-digit color reference: Black=BK Dark Bronze=DB Sandstone=SD Postal Grey=PG

## vogue™ cluster box accessories

These fashionable snap-together accessories place the final touches on your centralized neighborhood mailbox; choose from Classic or Traditional style to fit your surrounding area.

Classic



1570-8VXX

1570-12VXX

1570-16VXX

1570-13VXX

1570-4T5VXX

1570-8T6VXX

1590-T1VXX

1590-T2VXX

Traditional



1570-8V2XX

1570-12V2XX

1570-16V2XX

1570-13V2XX

1570-4T5V2XX

1570-8T6V2XX

1590-T1V2XX

1590-T2V2XX

MODEL #	CBU/VOGUE COMBO TYPE	INSTALLED HEIGHT	INSTALLED WIDTH	INSTALLED DEPTH	WEIGHT (LBS)	STANDARD TENANT COMPARTMENT DIMENSIONS	MAILBOX COMPARTMENTS	PARCEL LOCKERS
1570-8VXX	Classic Type I CBU Combo	65-1/8"	33-7/8"	21-3/8"	182	3"H x 12"W x 15"D	8	2
1570-12VXX	Classic Type II CBU Combo	65-1/8"	33-7/8"	21-3/8"	182	3"H x 12"W x 15"D	12	1
1570-16VXX	Classic Type III CBU Combo	65-1/8"	33-7/8"	21-3/8"	206	3"H x 12"W x 15"D	16	2
1570-13VXX	Classic Type IV CBU Combo	65-1/8"	33-7/8"	21-3/8"	198	4-3/4"H x 12"W x 15"D	13	1
1570-4T5VXX	Classic Type V CBU Combo	65-1/8"	33-7/8"	21-3/8"	183	6-1/2"H x 12"W x 15"D	4	2
1570-8T6VXX	Classic Type VI CBU Combo	65-1/8"	33-7/8"	21-3/8"	207	3"H x 12"W x 15"D	8	4
1590-T1VXX	Classic Type I OPL Combo	65-1/8"	19-5/8"	21-3/8"	124	N/A	0	2
1590-T2VXX	Classic Type II OPL Combo	65-1/8"	33-7/8"	21-3/8"	182	N/A	0	4
1570-8V2XX	Traditional Type I CBU Combo	71-3/8"	31-5/8"	18-1/2"	177	3"H x 12"W x 15"D	8	2
1570-12V2XX	Traditional Type II CBU Combo	71-3/8"	31-5/8"	18-1/2"	177	3"H x 12"W x 15"D	12	1
1570-16V2XX	Traditional Type III CBU Combo	71-3/8"	31-5/8"	18-1/2"	203	3"H x 12"W x 15"D	16	2
1570-13V2XX	Traditional Type IV CBU Combo	71-3/8"	31-5/8"	18-1/2"	195	4-3/4"H x 12"W x 15"D	13	1
1570-4T5V2XX	Traditional Type V CBU Combo	71-3/8"	31-5/8"	18-1/2"	178	6-1/2"H x 12"W x 15"D	4	2
1570-8T6V2XX	Traditional Type VI CBU Combo	71-3/8"	31-5/8"	18-1/2"	204	3"H x 12"W x 15"D	8	4
1590-T1V2XX	Traditional Type I OPL Combo	71-3/8"	17-3/8"	18-1/2"	119	N/A	0	2
1590-T2V2XX	Traditional Type II OPL Combo	71-3/8"	31-5/8"	18-1/2"	178	N/A	0	4

Note: Exchange "XX" in Model # above for two-digit color reference: Black=BK Dark Bronze=DB Sandstone=SD Postal Grey=PG



Dress up your outdoor delivery equipment with color coordinating designer caps and pedestal covers in two different styles.



# FLORENCE CORPORATION

Call us Today Toll-free  
800.275.1747

Visit Us Online for More Info  
[FlorenceMailboxes.com](http://FlorenceMailboxes.com)



## Empowering Your Commercial and Residential Centralized Mailbox Designs for Over 80 Years!

Florence Corporation. Established. Dependable. Strong.

Like all great stories, ours started in a garage. Elbow grease, a sweaty brow. It's that kind of story. More than 80 years later, we're still hard at it; continually perfecting our craft, allowing you to perfect yours. You may take our products for granted. We take that as a compliment. Our products don't require attention or fuss. They're built smart, designed to work, and engineered to last.

We empower our customers with the products, the support, and the tools to design faster. Build smarter. Manage better. We understand that in a world of global commerce, demands of efficiency and last minute deadlines, you need a partner that can keep pace. You've met your match with Florence. Established. Dependable. Strong.

It's not just what we make...it's what makes us.