

Product Name

CeilingMAX

Manufacturer's Name

Acoustic Ceiling Products, L.L.C.



July 22, 2008

Page 1

PRODUCT FEATURES

- **BASIC USES / RELATED USES**
 - PVC grid system, surface mounted to substrate, Providing acoustic applications in low clearance areas.
 - Solid vinyl construction eliminated rust and white corrosion.
 - Acoustic tile/panels not included.

- **PRODUCT ATTRIBUTES AND CHARACTERISTICS**
 - "0" clearance or direct mount grid system
 - Snap-in technology is easy to use and install
 - Snap-out technology provides ease of replacement or accessibility.
 - Provides access to plenum above.
 - Attaches directly over existing plaster, gypsum board, open joists, or glue up tiles
 - Flexible to fit any 610 x 610 mm (24 x 24 inches) or 610 x 1220 mm (24 x 48 inches) flat lay in or revealed edge ceiling tile 19.05mm or (¾ inch) thick dimensional tile.
 - No demolition required prior to installation.
 - Available for standard 22 mm (7/8) or 25 (1 inch) thick dimensional tile (contact manufacture for proper grid selection)
 - Intermediate duty class.

- **ENVIRONMENTAL**
 - Product may be recycled upon final disposal.
 - Jobsite waste can be placed in recycling containers.

- **SELECTION CRITERIA**
 - Developed for applications requiring a ceiling that is directly applied to an existing surface such as an existing plaster, gypsum board or paste-up ceilings or to wood joists.
 - Designed for applications where the minimum possible overall depth of system is necessary because of limited space or other reasons.
 - Tiles can be replaced or removed easily for access or any other reason by unsnapping the PVC grid system.
 - Suitable spaces for application include Schools and Universities, Hospitals and Healthcare Facilities, Food Manufacturing and Processing Plants, Restaurants, Hotels and Hospitality Properties, Gymnasiums and Auditoriums, Churches, and Airports.

- **APPLICABLE STANDARDS, RELATED REFERENCES**
 - ASTM C665 - Specification for Mineral-Fiber Blanket Thermal Insulation for Light Frame Construction and Manufactured Housing.
 - ASTM D638 – Standard Test Method for Tensile Properties of Plastics.
 - ASTM D696 – Standard Test Method for Coefficient of Linear Thermal Expansion of Plastics Between –30°C and 30°C With a Vitreous Silica Dilatometer.
 - ASTM D790 – Standard Test Methods for Flexural Properties of Un-reinforced and Reinforced Plastics and Electrical Insulating Materials.

Product Name

CeilingMAX

Manufacturer's Name

Acoustic Ceiling Products, L.L.C.



July 22, 2008

Page 2

- ASTM D792 – Standard Test Methods for Density and Specific Gravity (Relative Density) of Plastics by Displacement.
- ASTM E84 – Standard Test Method for Surface Burning Characteristics of Building Materials.
- ASTM E580 - Practice for Application of Ceiling Suspension Systems for Acoustical Tile and Lay-in Panels in Areas Requiring Seismic Restraint.
- CISCA (Ceilings & Interior Systems Contractors Association) Ceiling System Handbook and Acoustic Ceilings Use and Practice.
- ISO 4611 - Plastics - Determination of the Effects of Exposure to Damp Heat, Water Spray and Salt Mist.
- UL - Fire Resistance Directory.
- USFDA (United States Food and Drug Administration)

- **QUALITY STATEMENT, TESTS, AND CERTIFICATIONS**
 - Fire Resistance to UL Design #94
 - Fire Performance: Class A (Flamespread 10, smoke developed 140) to ASTM E84.
 - USFDA approval of the resin used in the CeilingMAX system for food processing applications.
 - Durometer Hardness: 82 to ASTM D2240.
 - Tensile Strength: 44.1 MPa (6400 psi); Tensile Modulus of 2,620 MPa (380,000 psi) to ASTM D638.
 - Flexural Strength: 77.9 MPa (11,300 psi); Flexural Modulus of 2,827 MPa (410,000 psi) to ASTM D790.
 - Heat Deflection Temperature: 73 degree Celcius (163 degree Fahrenheit) to ASTM D648.
 - Coefficient of Linear Expansion: 3.3×10^{-5} in/in/degree Fahrenheit to ASTM D696.

- **PACKAGING, HANDLING, PROTECTION, AND DELIVERY INSTRUCTIONS**
 - Deliver materials within original CeilingMAX cartons and take care to handle and protect against unnecessary damages such as moisture, breakage and dirt, etc.
 - Allow all ceiling components to acclimate to room temperatures before installation.

- **SPECIAL WARRANTY**
 - Limited Warranty: Five (5) years from product manufacturing defects.

- **LIMITATIONS**
 - CeilingMAX is not intended for extremely high or low temperature service environments.
 - Certain chemical solvents should be avoided, contact manufacturer for more information.

- **AVAILABILITY**
 - Nationally and internationally.

- **COST**
 - Refer to Acoustic Ceiling Products, L.L.C. and authorized representatives for pricing.

PRODUCT PROPERTIES

- MATERIAL, COMPOSITION, AND DESIGN
 - Grid material: Virgin grade polyvinyl chloride (PVC)
 - Laminated material: Acrylonitrile butadiene styrene terpolymer (ABS) plastic laminated with hop stamping foil.
- SHAPE, MASS, AND DIMENSIONS
 - Grid Components:
 - .1 Manufacturer's Grid Style: Acoustic Ceiling Products, L.C.C. "CeilingMAX"

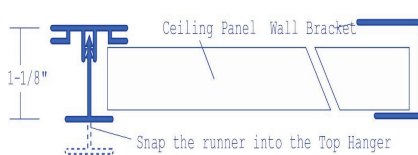
Grid Face	Item #	Description	Dimensions
24 mm (15/16 inch)	100	Top Hanger	96 x 1-1/2 x 15/32 inches
	105		2400 x 38 x 12 mm
24 mm (15/16 inches)	110	Runner	96 x 15/16 x 15/16 inches
	115		2400 x 24 x 24 mm
24 mm (15/16 inches)	120	Cross Tee	23 x 15/16 x 15/16 inches
	125		576 x 24 x 27 mm
24 mm (15/16 inches)	150	Wall Bracket	96 x 15/16 x 1-3/16 inches
	155		2400 x 24 x 30 mm
24 mm (15/16 inches)	121	Tee	25 x 15/16 x 1 inches
	126		635 x 24 x 30 mm

- .2 Grid Nominal Size: 610 x 610 mm (24 x 24 inches), (24 x 48 inches)
 - .3 Profile: PVC, top hanger, runner, cross tee 24 mm (15/16 face width) 11/8 high:
 - .1 Runner: Extruded PVC at 610 mm (24 inches) on center.
 - .2 Cross Tees: Extruded PVC at 610 mm (24 inches) on center.
 - .3 Wall Bracket: Extruded PVC mechanically fastened to existing substrate at 406 – 610 mm (16 – 24 inches) on center.
 - .4 Top Hanger: Extruded PVC mechanically fastened to existing substrate. Top Hanger notches 620mm (24 inches) on center, starting at 300 mm (12 inches) from ends.
 - .4 Bottom of Runner Face Width: 24 mm (15/16 inch).
 - .5 Grid Accessories: Model 170 Suspension Clip, Model 180 Concrete Clip, Model 190 FRP Clip.
- SHOP FABRICATION AND ASSEMBLY
 - All assembly is completed on site.
- FINISH, COLORS AND TEXTURES

- Standard Colors: White 00 - Gloss Black 01 - Platinum 02 - Antique White 03 - Brass 04 - Chrome 05 - Woodgrain 06 - Satin Black 07 - Brushed Aluminum 08
- Custom Colors: Contact manufacturer for colors
- Hot Foil Stamp
- Patterns: Custom upon request.

PRODUCT PLACEMENT

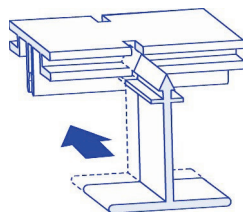
- **PREPARATION WORK**
 - Perform installation as late as possible in the building process after any dust generating activities have been completed.
 - Examine surface for soundness of connections and ensure that surfaces are level enough to accept grid fastening.
- **INSTALLATION / ERECTION**
 - Install wall bracket around perimeter of room directly beneath the joist or finished ceiling. Gypsum board screws to be installed at 407 – 610 mm (16 – 24 inches) on center; Miter corners.
 - Establish alignment to have equal amounts of tile on opposite sides of the room.
 - Fasten top hanger by running top hanger into the wall bracket with screws. Install one screw per joist or 407 – 610 mm (16 – 24 inches) on center.
 - Install cross tees between top hangers using the cross tee as your measuring device. Screw the next row of top hangers in parallel to previous row and continue until room is complete.
 - Cut and place border ceiling tiles first and install final cross tees.
 - Snap Runner into center channel of top hanger to finish the ceiling.
 - Contact manufacture for detailed installation guide.



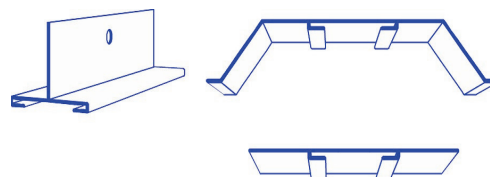
Grid Member Profile



Grid Interface Options for Associated Acoustic Panels



Cross Tee Joint



Grid Accessory Options

Product Name

CeilingMAX

Manufacturer's Name

Acoustic Ceiling Products, L.L.C.



July 22, 2008

Page 5

-
- MAINTENANCE INSTRUCTIONS AND PROCEDURES
 - Clean with a mild, non-abrasive liquid cleaner such as Formula 409 or Fantastik.
 - Moderate dusting or vacuum cleaning with a soft, clean brush attachment daily, and manual wet cleaning on a weekly basis.

Product Name

CeilingMAX

Manufacturer's Name

Acoustic Ceiling Products, L.L.C.



July 22, 2008

Page 6

Corporate Identification

Acoustic Ceiling Products, L.L.C.
P.O. Box 1581
Appleton, WI, U.S.A. 54912-1581
Phone – (920)- 735-3751
Toll Free: 1-800-434-3750
Fax – (920) – 734-9786
Toll Free: 1-800-434-3751

E-mail to: techsupport@acpideas.com
Web site: www.acpideas.com

Technical Services Available

Products available nationally and from regional representatives.

Classification and Filing

MasterFormat Section 09530 – PVC Surface Mount Grid System
UniFormat Section C3030 – Ceiling Finishes

* Patent Pending, Patent# 5,611,185