


COMMANDO LOCK


Military Grade
Padlock Systems

iChange Tactical Padlock Field Assembly Instructions




Step 1

Turn key clockwise to unlock, releasing the shackle.



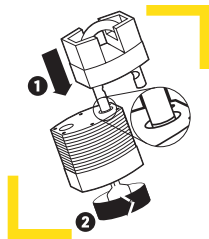
Step 2

Swivel the shackle 180 degrees, then turn key counter clockwise past the locked position until it stops.



Step 3

Remove the shackle and install the shackle guard.



Step 4

Insert the shackle up to the positioning groove (about 5/8 in). Turn key clockwise before swivelling the shackle back into place.