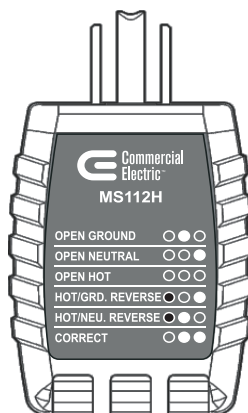




Item # 345 238
Model # MS112H

USE AND CARE GUIDE

OUTLET TESTER



Questions, problems, missing parts? Before returning to the store,
call Home Depot Customer Service
8 a.m. - 6 p.m., EST, Monday-Friday

1-877-527-0313
HOMEDEPOT.COM

THANK YOU

We appreciate the trust and confidence you have placed in Commercial Electric through the purchase of this Outlet Tester. We strive to continually create quality products designed to enhance your home. Visit us online to see our full line of products available for your home improvement needs. Thank you for choosing Commercial Electric!

Table of Contents

Table of Contents.....	2	Pre-Operation	3
Safety Information	2	Operation	4
Warranty	3		

Safety Information

SAFETY SYMBOLS

Symbol	Definition
	Indicates important safety information.
	Equipment protected throughout by double insulation or reinforced insulation.
	CONFORMS TO UL STD. 61010-1 CERTIFIED TO CSA STD.C22.2 NO.61010-1
CAT II	(MEASUREMENT CATEGORY II) is applicable to test and measuring circuits connected directly to utilization points (socket outlets and similar points) of the low-voltage MAINS installation.

PRECAUTIONS

WARNING: BE EXTREMELY CAREFUL IN THE USE OF THIS DEVICE. Improper use of this device can result in injury or death. Follow all safeguards suggested in this manual in addition to the normal safety precautions set in working with electrical circuits. DO NOT service this device if you are not qualified to do so.	CAUTION: Refer all problems indicated by the tester to a qualified electrician.
CAUTION: Read, understand, and follow the safety rules and operating instructions of this manual before you use the product. Protection provided by the instrument will be impaired if used in a manner not specified by the manufacturer. Before measuring hazardous voltages, first measure the voltage which is known to determine if the equipment operates correctly.	CAUTION: This tester will not indicate quality of ground.
CAUTION: All appliances or equipment on the circuit being tested should be unplugged to help avoid erroneous readings.	CAUTION: This tester will not detect two hot wires in a circuit.
CAUTION: This is not a comprehensive diagnostic tester. It is a simple tester used to detect most probable, common wiring conditions.	CAUTION: This tester will not detect a combination of defects.
	CAUTION: This tester will not indicate reversal of grounded and grounding conductors.



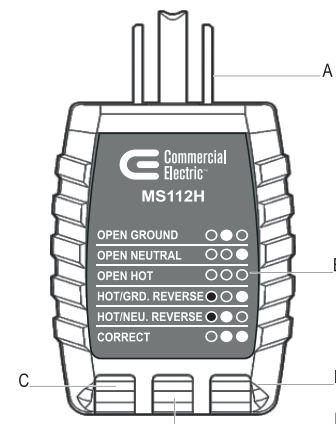
Warranty

WARRANTY: 12 Months

For one year from the date of purchase, this product is warranted against any defects in material or workmanship. This warranty is void if this product is ever used while providing commercial services or if rented to another person. Contact the Customer Service Team at 1-877-527-0313 or visit www.homedepot.com.

Pre-Operation

PACKAGE CONTENTS



Part	Description	Quantity
A	Test plug	1
B	Indicator panel	1
C	Red indicator light	1
D	Yellow indicator lights	2

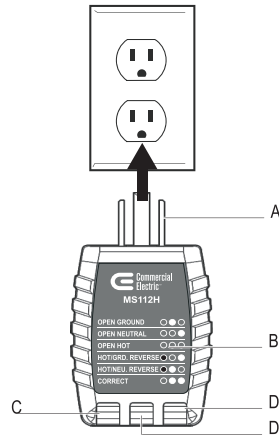
Pre-Operation (continued)

PRODUCT SPECIFICATIONS

Component	Specification
AC Voltage Range	125V AC, 50/60 Hz, 0.3W
Overload Voltage	CAT II 125V
Humidity	<80% relative humidity
Operating Temperature	32°F to 104°F (0°C to 40°C)
Storage Temperature	14°F to 122°F (-10°C to 50°C)
Altitude	<6560 ft. (2000 m), indoor use only
Dimension	3.23 x 1.65 x 1.26 in. (82 x 42 x 32 mm)
Weight	Approx. 0.09 lbs. (44 g)

Operation

- Insert the test plug (A) into a receptacle to check the wiring.
- The red and yellow indicator lights (C and D) display in a pattern depending on the reason for the wiring fault.
- Match the pattern of the red and yellow indicator lights (C and D) to a pattern on the indicator panel (B). See the Indicator Panel Definitions section of this manual for additional information.
- Consult an electrician to determine the problem.



Operation (continued)

INDICATOR PANEL DEFINITIONS

CAUTION: When testing in 2-wire (non-grounded) systems, the tester may indicate a faulty result.

Indicator	Fault	Reason for Wiring Fault
○ ● ○	Open ground	Ground contact not connected
○ ○ ●	Open neutral	Neutral contact not connected
○ ○ ○	Open hot	Hot contact not connected
● ○ ●	Hot/ground reverse	Hot and ground contacts reversed
● ● ○	Hot/neutral reverse	Hot and neutral contacts reversed
○ ● ●	Correct	Receptacle is wired correctly

● RED ● YELLOW



Questions, problems, missing parts? Before returning to the store,
call Home Depot Customer Service
8 a.m. - 6 p.m., EST, Monday-Friday

1-877-527-0313
HOMEDEPOT.COM

Retain this manual for future use.