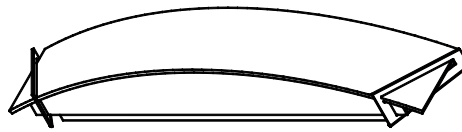


INSTRUCTIONS

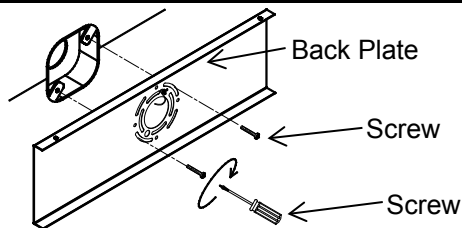
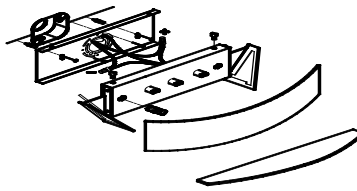


VF3000-5L

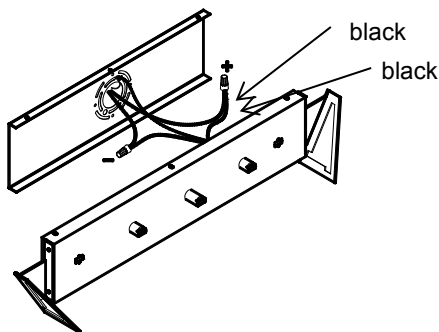
Safety Instructions

- **CAUTION: All electrical connections should be done by a qualified electrician.**
- Follow and save these instructions.
- Always disconnect power at circuit breaker or unplug from wall outlet before servicing.

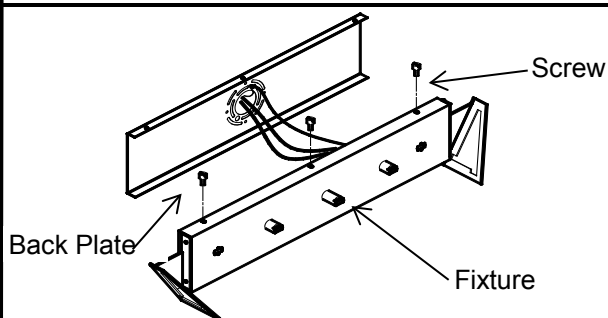
Warning: Replace with lamps suitable for open fixture.



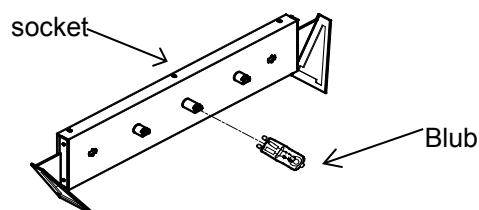
Attach the Back Plate to the junction box.



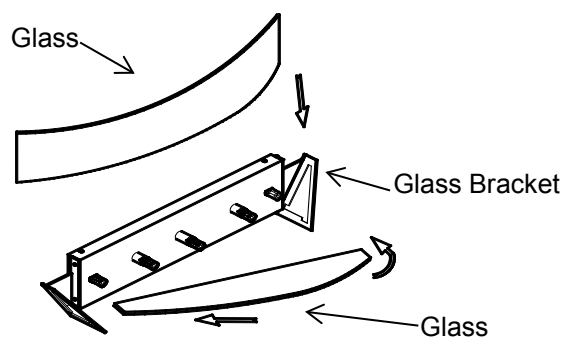
Make wiring connections,
black wire from fixture to black wire from junction box.
white wire from fixture to white wire from junction box.
Connect the copper ground wire to the house ground.



Attach fixture to the back plate, using screws provided.



Insert the G9 bulbs.



Insert the glass shade into the brackets.