

Features

- Ceramic disc valves exceed industry longevity standards, ensuring durable performance for life.
- High-arch swing spout with 180-degree rotation offers superior clearance for filling pitchers, chilling bottles, and cleanup.
- Temperature memory allows faucet to be turned on and off at the temperature set during prior usage.
- 1.5 gal/min (5.7 l/min) maximum flow rate [max at 60 psi (4.14 bar)]

Material

- Premium metal construction.
- KOHLER finishes resist corrosion and tarnishing.

Installation

- Single-hole installation.
- Flexible supply lines simplify installation.

Water Conservation & Rebates

- This product meets water savings requirements for CALGreen and Colorado SB 14-103.

Recommended Accessories

1054432 1.5 GPM (5.7 l/min) Aerator Kit



ADA CSA B651

Codes/Standards



ASME A112.18.1/CSA B125.1
NSF/ANSI 61
NSF/ANSI 372
All applicable US Federal and State material regulations
DOE - Energy Policy Act 1992
California Energy Commission (CEC)
ADA
ICC/ANSI A117.1
CSA B651

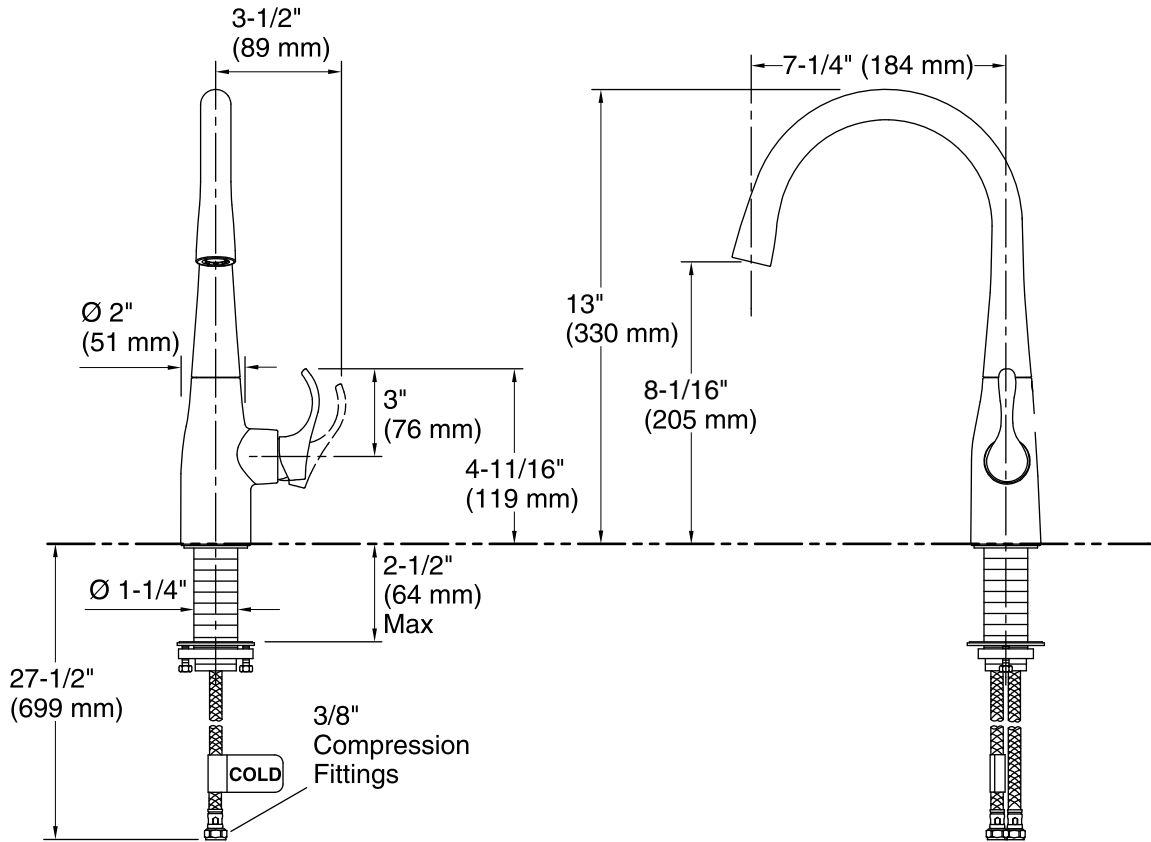
KOHLER® Faucet Lifetime Limited Warranty

See website for detailed warranty information.

Available Color/Finishes

Color tiles intended for reference only.

Color	Code	Description
	CP	Polished Chrome
	VS	Vibrant® Stainless



Technical Information

All product dimensions are nominal.

Faucet:

Flow rate: 1.5 gal/min (5.7 l/min)
Pressure: 60 psi (4.1 bar)

Notes

Install this product according to the installation instructions.

ADA, CSA B651 compliant when installed to the specific requirements of these regulations.