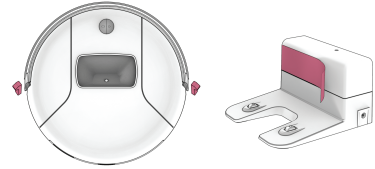


Quick Start Guide

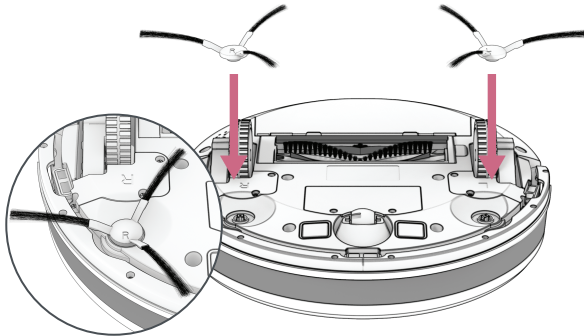
Before Starting

Remove the protective pieces from Bob's bumper and charging station.

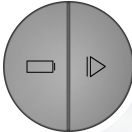


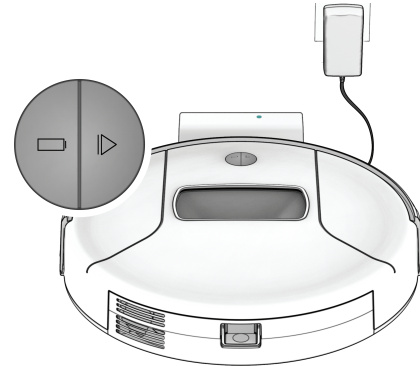
1. Install Side Brushes

Press down to lock the left (L) and right (R) side brushes onto Bob.



2. Charge

The  button blinks blue when charging and buttons shine white when fully charged.



3. Download & Connect

Create your account and connect your bot.

