


1 Parts Identification

RGBT 34-95
RGBT 34-95S

Stack matching pieces in piles. Using the parts list, locate and count the individual pieces and verify that you have received the correct number of pieces.

If any pieces are missing or replacement parts are required, contact Gronomics at 1-855-299-6727.

NOTE: It is recommended to place a protective layer between the ground and the pieces during assembly. This will help prevent damage to the pieces.



Parts List

ITEM	QTY.	PART #	DESCRIPTION
1	4	1900	Corner Post, 2 Dovetailed Sides, 4" x 4" x 19"
2	2	1902	Center Post, 3 Dovetailed Sides, 4" x 4" x 19"
3	10	4501	Side Rail, 45" x 5-1/2" x 1"
4	2	4501L	Side Rail w/Logo, 45" x 5-1/2" x 1"
5	7	3101	Side Rail, 31" x 5-1/2" x 1"

Packaged & Inspected by:

Date:

Continued

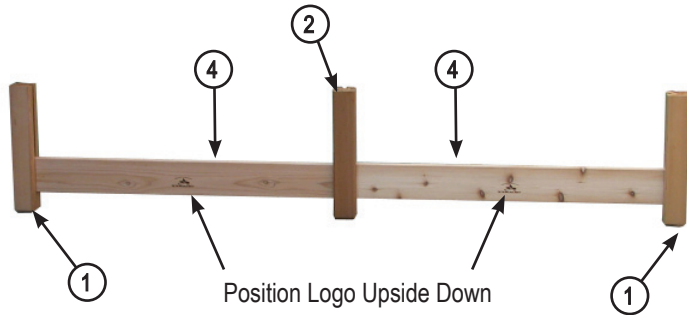
2 Side Rail Assembly

NOTE: Garden bed will be assembled upside down and flipped over when completed.

Stand two 4" x 4" x 19" corner posts (Item 1) and one 4" x 4" x 19" center post (Item 2) between the corner posts with slots facing each post and slots facing away from you.

Install two 45" x 5-1/2" side rails w/Logo (Item 4), (position side rails w/ Logo upside down) into the slots and slide to the bottom of the slots.

Repeat procedure for the remaining two 4" x 4" x 19" corner posts and the 4" x 4" x 19" center post, using 45" x 5-1/2" side rails (Item 3).

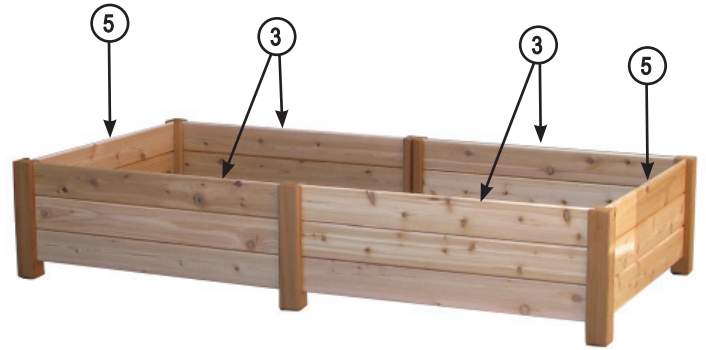


4 Final Side Rail Assembly

Install the eight remaining 45" x 5-1/2" side rails (Item 3) into the slots and slide down.


Install the four remaining 31" x 5-1/2" side rails (Item 5) into the slots and slide down.

Flip the garden bed right side up. (See step 5).



3 End Rail And Center Support Rail Assembly

Install the three 31" x 5-1/2" side rails (Item 5) into the slots and slide to the bottom of the slots.



5 Garden Bed Completed

Garden bed shown in finished position.

When filling with soil, raise the center support rail (Item 5) to the middle of the slots (as shown).

NOTE: Ground preparation is optional. It is recommended to level an area under the frame of the garden bed before placing garden bed and filling with soil.

Soil Capacity: 28.1 Cubic Feet

