



The ORIGINAL
LASH[®]
 LEVEL ALIGN SPACE HOLD

Tile Leveling System

Patented 2-part System


For use with tile 1/4" to 7/16"

CLIPS



SIZE
 Spaces tiles 1/16"

FAST & SIMPLE
 Easy Snap-Off design



SIZE
 Spaces tiles 1/8"

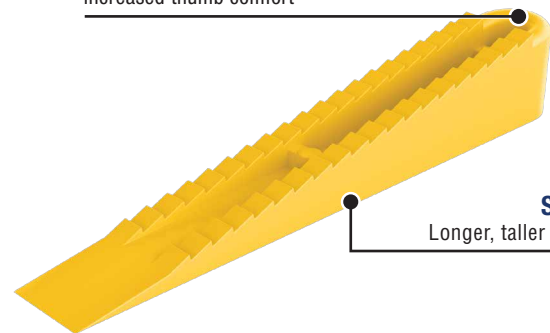
DESIGN

Slot on both sides allows mortar to disperse evenly to eliminate potential voids


WEDGES



EASY TO USE
 Round back end for increased thumb comfort



SLEEK
 Longer, taller design



LEVEL

Anchor adjusts to the tiles so they remain level throughout the installation

ALIGN

Designed to address variations in tile thickness

SPACE

Produces a 1/16" or 1/8" wide grout joint between tiles

HOLD

Holds tiles firmly in place to ensure a lippage-free surface

Designed for quick installation, the LASH[®] Tile Leveling System reduces costly call backs by ensuring that the finished floor surface is lippage-free. It is the perfect system to use with large-format rectified porcelain, thin porcelain tile, marble and stone where narrow grout joints are required. This fast, simple system is the most cost effective installation method on the market to eliminate lippage.

The LASH System provides narrow 1/16" or 1/8" grout lines. For grout joints up to 1/4", traditional spacers can be used.

U.S. Patent No. 7,992,354

Professional Tools for Professional Results

qep.com

M1523-12103

Easy to install and remove!

Item #	Type	Quantity
99730	A Clips 1/16"	100/bag (8/case)
99731	A Clips 1/16"	300/Box (4/case)
99740	A Clips 1/16"	1000 Bulk Box (50 boxes/pallet)
99781	A Clips 1/8"	100/bag (8/case)
99782	A Clips 1/8"	300/Box (4/case)
99783	A Clips 1/8"	1000 Bulk Box (50 boxes/pallet)
99726	B Wedges	100/bag (8/case)
99727	B Wedges	300/Box (4/case)
99784	Installation Pliers	(6/case)

Estimated Coverage* **A** **A** + **B**

Tile Size	100 Pack	300 Pack	1000 Pack
6" x 24"	25 ft ²	75 ft ²	250 ft ²
12" x 24"	50 ft ²	150 ft ²	500 ft ²
18" x 18"	56 ft ²	168 ft ²	560 ft ²
24" x 24"	100 ft ²	300 ft ²	1000 ft ²

*Coverage varies depending on tile installation pattern and tile quality

The LASH system should only be used with a minimum 1/4" x 3/8" x 1/4" square trowel notch to apply the setting material. Back buttering your tile is always recommended.

Speed up Installation with PRO Pliers

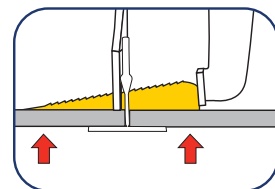
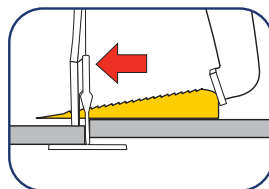
PERFORMANCE

Stop pin allows for proper pressure



VERSATILE

Removable jaw protective caps allow pliers to accommodate wide style tile leveling systems



- Ensure wedges are set properly in the leveling clips every time (One to Two Clicks)
- Can also be used with the QEP Xtreme® Tile Leveling System and all similar Tile Leveling Systems

