

# Assembly Instructions:

1. Remove all parts from the box and become familiar with each item as shown in Figure 1.

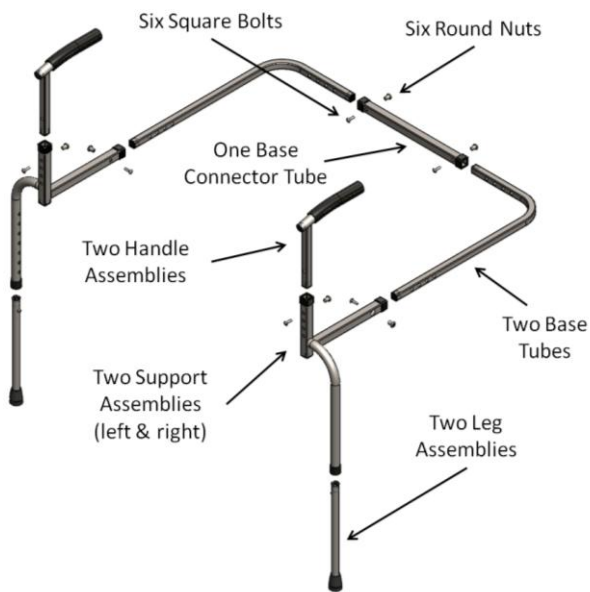


FIGURE 1

**NOTE:** Figure 2 shows the assembled product being used in two different ways. Some chairs, recliners, and couches require the product frame to be placed on top of a cushion (since the cushion cannot be remove), and some chairs, recliners and couches will allow the product frame to be placed under the cushion.

2. Before assembling the product, determine if the frame of the product will be placed on top of the cushion or below the cushion. Then determine the desired height of the handle, and the width and depth of the assembled frame to fit your chair, recliner or couch.

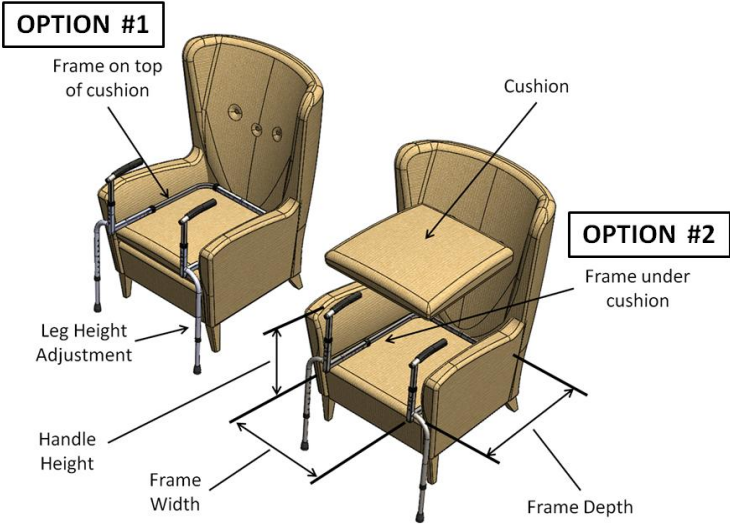


FIGURE 2

3. Insert the Handle Assemblies into Support Assemblies and adjust the Handle Assemblies to the desired height. Secure the Handle Assemblies using Square Bolts and Round Nuts as shown in Figure 3.

**Note:** Square Bolts (bolts with a square neck) will always be assembled into square holes and Round Nuts will always be assembled into round holes.

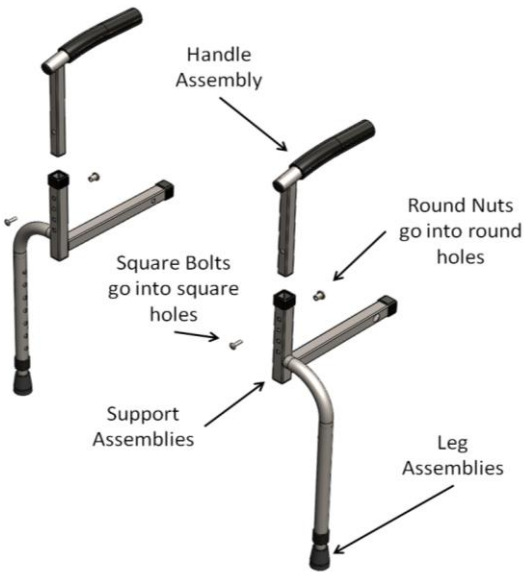


FIGURE 3

**Note:** For safety reasons, only assemble the Handle Assemblies in the direction shown in Figure 3.

4. Insert the Base Tubes into the Support Assemblies. Adjust the Base Tubes to the Frame Depth that will fit your chair, recliner, or couch and secure the Base Tubes with the Square Bolts and Round Nuts as shown in Figure 4.

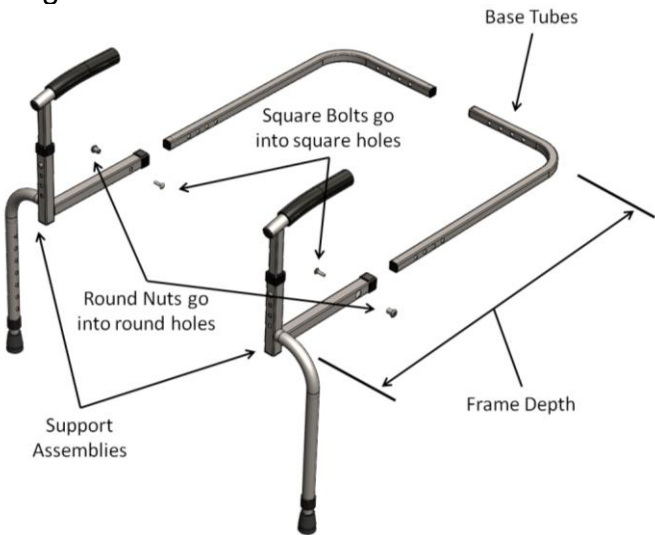


FIGURE 4

5. Insert the Base Tubes into the Base Connector Tube. Adjust the Base Tubes to the Frame Width that will fit your chair, recliner, or couch and secure the Base Tubes with the Square bolts and Round Nuts as shown in Figure 5.

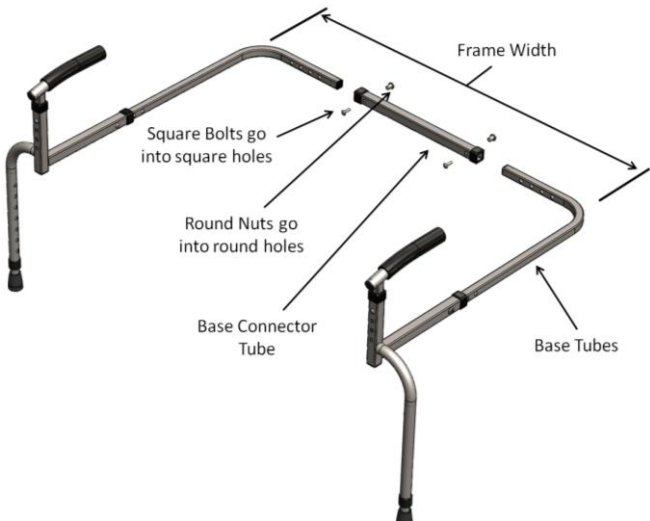
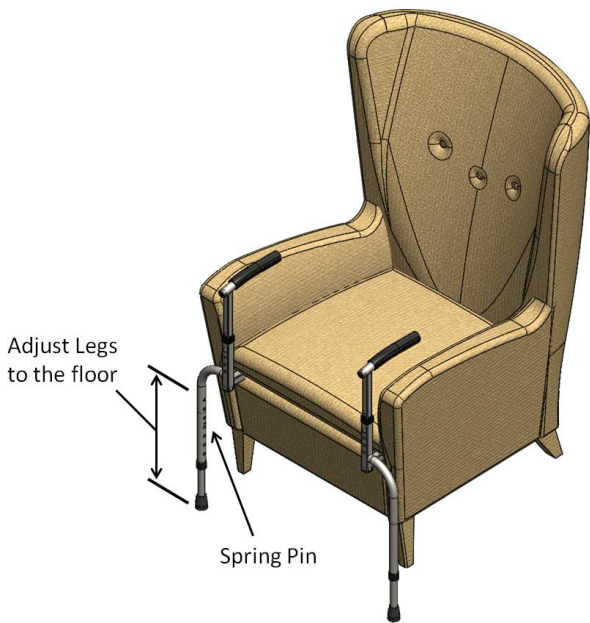


FIGURE 5

6. Position the product on your chair, recliner, or couch and depress the Spring Pins to adjust the Leg to the floor as shown in Figure 6.



**FIGURE 6**

**SAFETY PRECAUTIONS:**

1. Serious injury or harm can result if the product is not properly installed. Able Life brand by Stander Inc. is committed to providing safe products and informing the user of ways to prevent accidents.
- ✓ Regularly check the product to make sure the Square Bolts and Round Nuts are secure.
  - ✓ Make sure the adjustable legs are always in contact with the floor.
  - ✓ Additional safety measures should be taken for users that are a high risk. High risk users include those who are not mentally conscious (including those individuals under medication), users who have size or weight conditions, or any condition that impair their ability to use the product without assistance.
  - ✓ If you have any concerns or questions regarding these precautions, please contact Able Life brand by Stander Inc. at 1-800-506-9901.
2. If you are suffering from an ailment or injury or are taking medications that affect your balance or ability to stand or sit down, you should first consult with a physician before using this product. If the product is not used properly, serious injury or harm could result.
3. The product was not intended to carry the full weight of an individual. This product is only intended to provide balance and support while sitting and standing.
4. Children should not be allowed to hang on or play with the product.
5. **DISCLAIMER:** Neither Stander Inc. nor the manufacture is liable for any harm or injury that may result or has resulted from the improper use or assembly of the product.

**LIMITED WARRANTY:**

Congratulations on your purchase of your Able Life brand product by Stander Inc. We hope that it will ease your daily living. Please read the following warranty statement for your protection.

Able Life brand by Stander Inc. warrants to the original purchaser that this product will be free from defects in material and/or workmanship for 1 year from the date of purchase.

During the warranty period, Able Life brand by Stander Inc. will correct any defects in material or workmanship, at no charge. The original purchaser, however, must prepay shipping cost. Any replacement parts will be new and are warranted for the remainder of the original warranty or thirty (30) days from the date of shipment, whichever is longer. The original purchaser must notify Stander Inc. during the warranty period in writing of the defect in workmanship or material. This warranty is not transferable and covers only normal use. **NO SHIPPING CHARGES ARE REFUNDABLE.**

The warranty does NOT cover the following:

- Damage during shipment other than original shipment to retailer.
- Damage caused by unauthorized attachments, alterations, or modifications.
- Damage caused by the use of the product for purposes other than those for which the product was designed or intended.
- Damage caused by any other abuse, misuse, mishandling or misapplication.

Under no circumstances shall Stander Inc. be liable for any special, incidental, or consequential damages based upon breach of this limited warranty, breach of contract, or strict liability.

THERE ARE NO WARRANTIES WHICH EXTEND BEYOND THE DESCRIPTION ON THEFACE HEREOF. ALL OTHER WARRANTIES, EXPRESS OR IMPLIED (INCLUDING ALL IMPLIED WARRANTIES OF MERCHANTABILITY OR FITNESS FOR A PARTICULAR PURPOSE), ARE HEREBY DISCLAIMED.

Some states do not allow limitations on how long an implied warranty lasts, so the above limitation may not apply to you. This warranty gives you specific legal right, and you may also have other rights, which vary from state to state.

To obtain service under this warranty, you can reach Stander Inc. at 1-800-506-9901.

**STOP**

**DO NOT RETURN TO STORE:**

If your are experiencing problems you must contact Stander Inc. at 1-800-506-9901 for help.