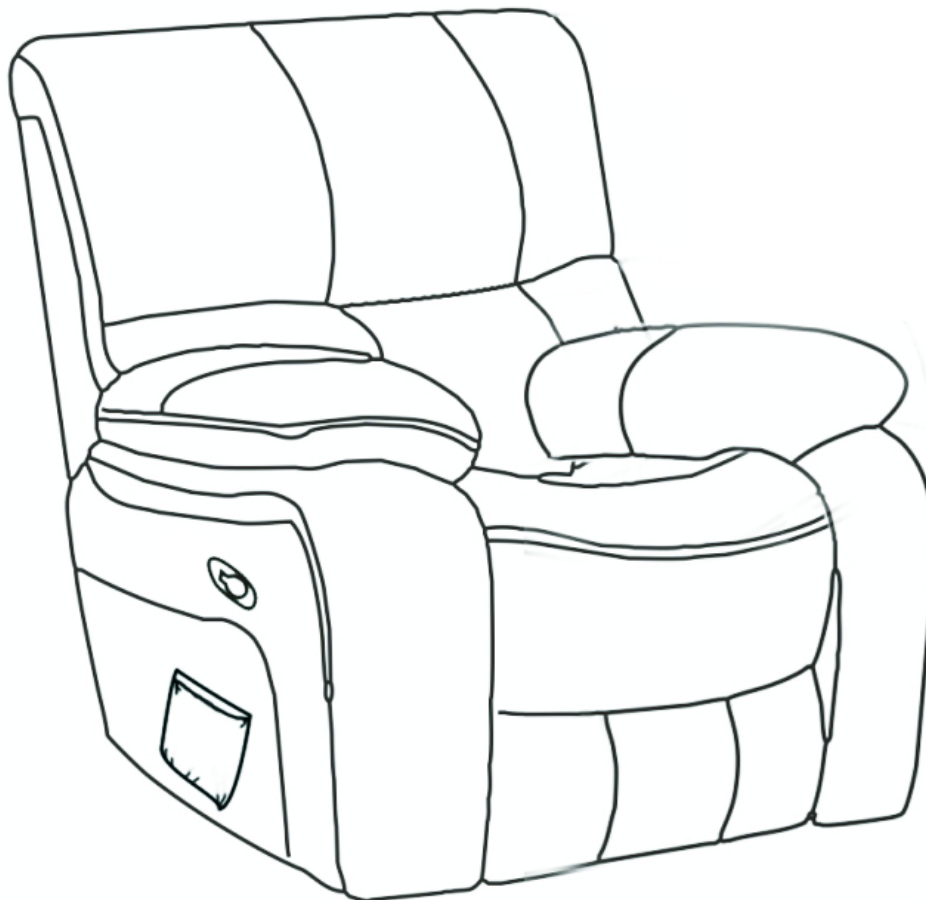


ASSEMBLY INSTRUCTIONS

MODEL 60-7040M11

SUPPLIER CODE: XYHX

Wesson Massage Recliner, Saddle Brown



CUSTOMER SERVICE

For fastest service on claims, requests for replacement parts, or questions, please visit our website at

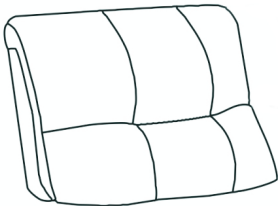
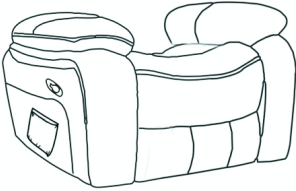
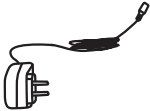

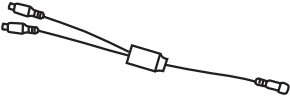
www.comfortproducts.net/support

e-mail: customerservice@comfortproducts.net

Keep your sales receipt as documentation of your ownership.

PARTS LIST (60-7040M11)

ITEMS ARE NOT SHOWN TO SCALE.

PART	DESCRIPTION	STOCK#	QTY.
1	Back 	61-7040M11BK	1
2	Seat 	61-7040M11ST	1
3	Power Adapter 	61-7040MAD	1
4	Controller 	61-7040MCTR	1
5	Splitter 	61-7040MSP	1

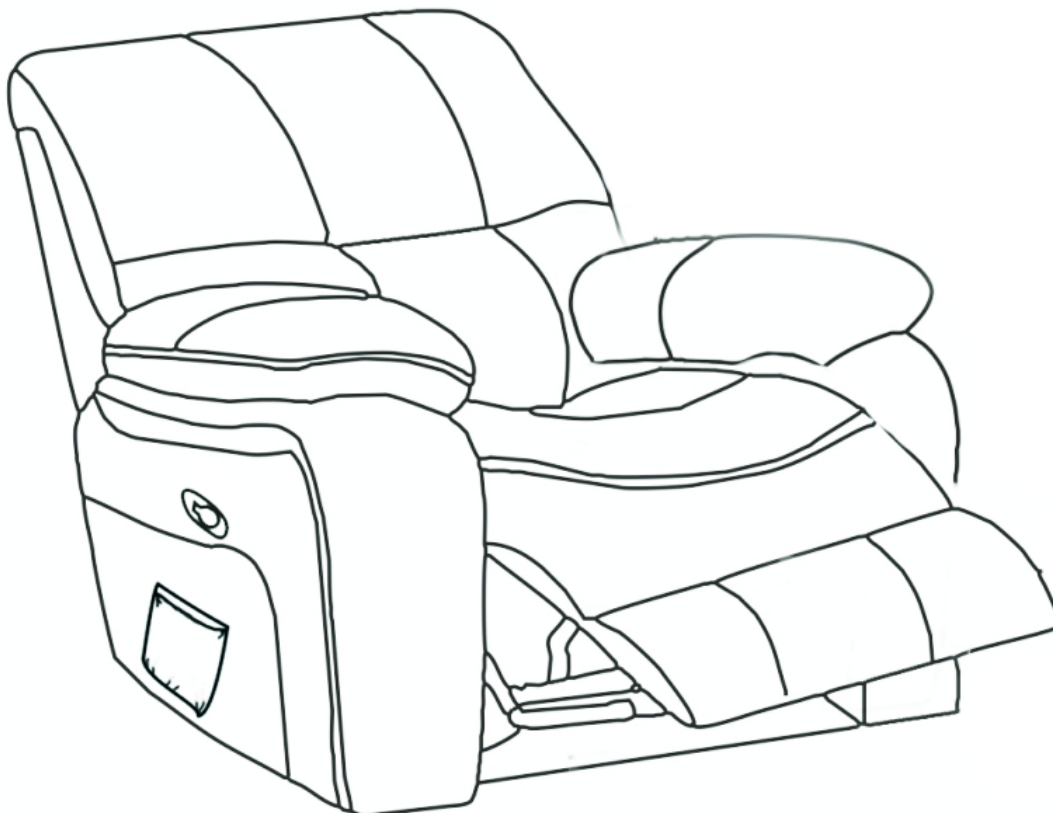
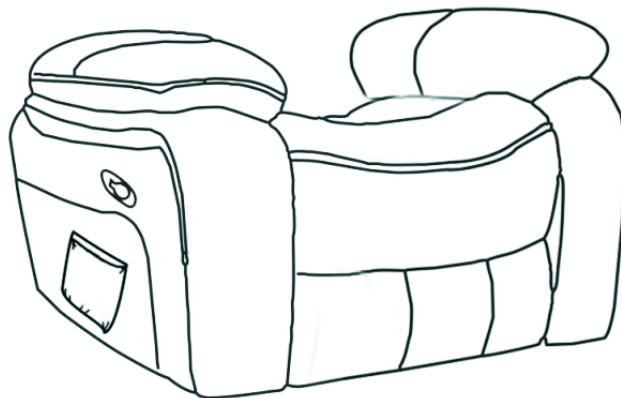

REPLACEMENT PARTS

IF YOU ARE MISSING ANY OF THE PARTS ABOVE, OR IF YOU HAVE A DAMAGED PART, PLEASE VISIT WWW.COMFORTPRODUCTS.NET/SUPPORT AND REFERENCE THE MODEL # ON THE FRONT OF THIS MANUAL. SIMPLY COMPLETE THE INFORMATION, INCLUDING THE PART YOU NEED. THE PART WILL NORMALLY BE SHIPPED WITHIN 48 HOURS.

ASSEMBLY INSTRUCTIONS

STEP 1

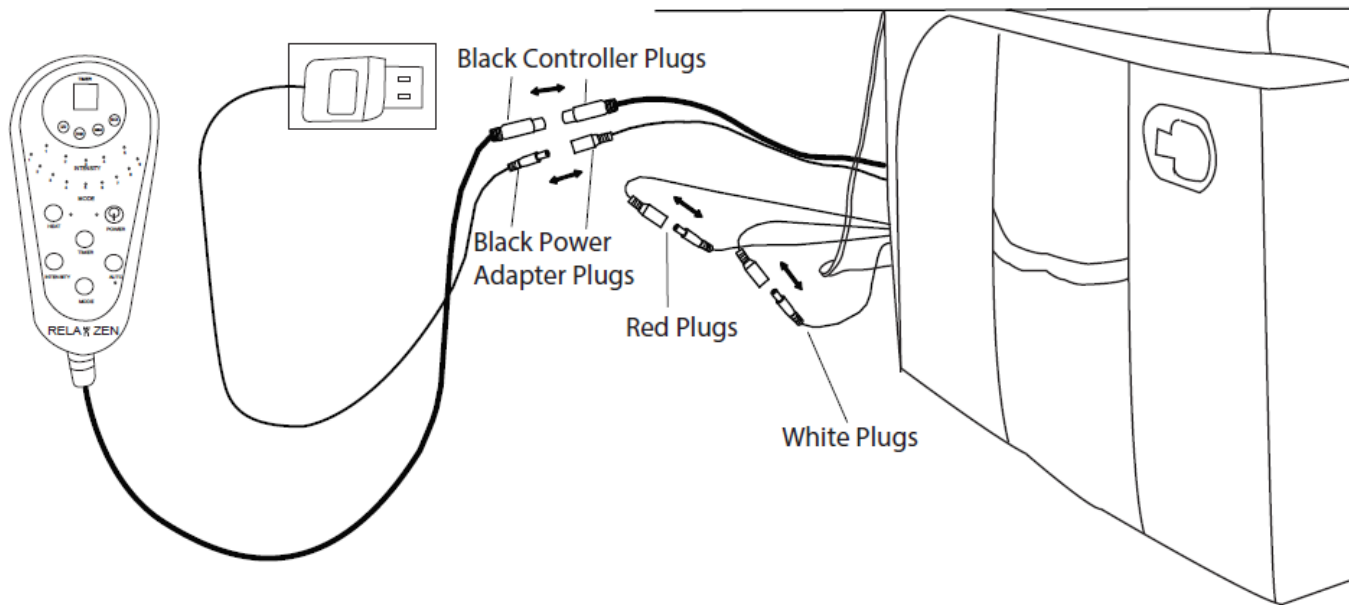
Attach the Back (1) to the Seat (2) as shown.



FUNCTION INSTRUCTIONS

TO ENABLE MASSAGE FUNCTION

Lift the flap at the back of the recliner. Connect the BLACK controller plugs, connect the BLACK power adapter plug, connect the RED plugs together and then the WHITE plugs together. Finally, plug the power adapter into a standard power outlet.



TO USE MASSAGE CONTROL

This massage chair is designed with 8 vibration motors and soothing heat function at the lumbar area.

To engage the massage press the POWER button. Change the mode, zone, intensity, and heat as desired.

You can also switch to the auto setting by pressing the AUTO button. This will cycle through the modes at one minute each.

For the manual setting, press any one of the zone buttons. You may now manually select which zones to engage up to all 4 at once. (NOTE: pressing the MODE button takes you back out of the manual setting)

SAFETY AND MAINTENANCE

Do not use the massage motors for more than 60 minutes at a time. Always unplug the power adapter when massage is not in use.

If you have any health concerns about using the massage feature, consult your physician.

Do not use the massage motors when wet.

To clean the upholstery, unplug the adapter, and spot clean with leather or vinyl cleaner.

Use the chair to seat only one person at a time.

If the massage does not work, make sure all connections are correct. You should also try a different power outlet. If the massage still does not work, visit our website at www.comfortproducts.net/support and request a new controller (61-7040MCTR) and power adapter (61-7040MAD).

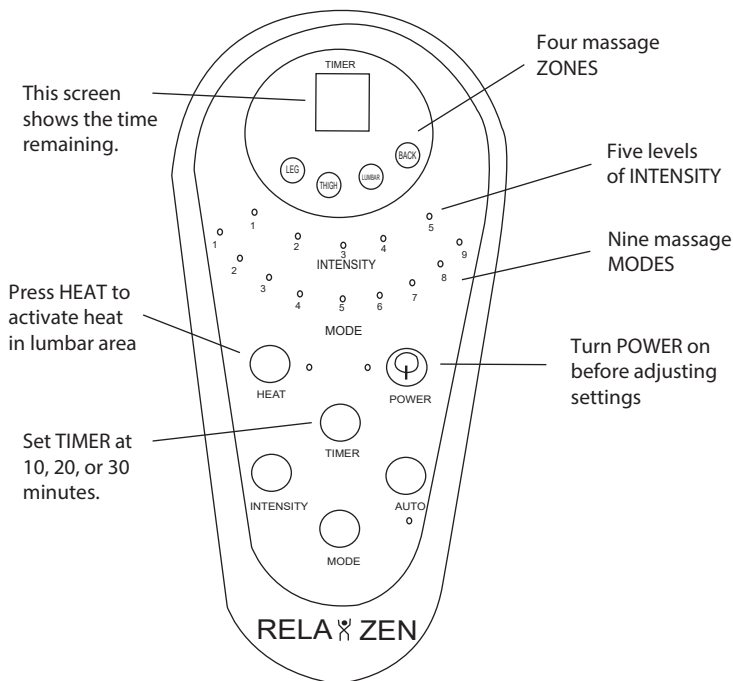
USB SPECIFICATIONS

Input: 12V-1A
Output: 5A-2A

OTHER INFORMATION

It is normal for the massage motors to be somewhat loud, especially on high intensity.

The heater produces only a mild heat. It is not designed to get very hot.



Note: This equipment has been tested and found to comply with the limits for a Class B digital device, pursuant to part 15 of the FCC Rules. These limits are designed to provide reasonable protection against harmful interference in a residential installation. This equipment generates, uses and can radiate radio frequency energy and, if not installed and used in accordance with the instructions, may cause harmful interference to radio communications. However, there is no guarantee that interference will not occur in a particular installation. If this equipment does cause harmful interference to radio or television reception, which can be determined by turning the equipment off and on, the user is encouraged to try to correct the interference by one or more of the following measures:

- Reorient or relocate the receiving antenna.
- Increase the separation between the equipment and receiver.
- Connect the equipment into an outlet on a circuit different from that to which the receiver is connected.
- Consult the dealer or an experienced radio/TV technician for help.

This device complies with Part 15 of the FCC Rules. Operation is subject to the following two conditions: (1) This device may not cause harmful interference, and (2) this device must accept any interference received, including interference that may cause undesired operation.

SAFETY AND MAINTENANCE

- DO NOT stand on the chair. DO NOT use the chair as a stepladder.
- Use this product for seating one person at a time.
- Avoid contact with sharp objects to prevent puncturing the fabric.
- To clean, spot clean only using a damp towel and mild cleaner. First test on a small, obscure area of fabric.
- Chair weight limit not to exceed 300 lbs.

LIMITED WARRANTY

PLEASE VISIT WWW.COMFORTPRODUCTS.NET FOR WARRANTY INFORMATION

Comfort Products warrants this product to be free from defects in material and workmanship for 1 year. This warranty is made by Comfort Products only to the original end-user customer acquiring the product directly from Comfort Products' authorized dealers as shown by the original sales receipt. The end-user customer remedy pursuant to this warranty is limited to repair or replacement of parts at Comfort Products' option within a reasonable amount of time. Comfort Products reserves the right to require damaged parts to be returned to Comfort Products upon request. Natural markings such as scars, brands, grain, variations, wrinkles, color variations, etc. will be considered normal characteristics, and not construed as defects. Comfort Products cannot warrant leather against scratching or scuffing, as all leather is subject to blemishes with use. Consent from Comfort Products must be obtained before any warranty work is performed. This warranty shall not apply to any products which must be replaced because of normal wear and tear, negligence, abuse, or "accident", shipping damage or product use and installation other than in accordance with written instructions or warnings. It will also not apply when a product has been modified or altered, repaired, refurbished by someone other than Comfort Products or because of natural variations over which Comfort Products has no control. When repairing or replacing a defective product, Comfort Products does not guarantee matching color, grain, texture or dye lots. This warranty does not cover the cost of transportation or labor. In no event shall Comfort Products be liable in either tort or contract for any loss or direct, special, incidental, consequential or exemplary damages. This Limited Warranty is NOT applicable to end-user customers who use Comfort Products for rental purposes. This warranty applies only to end-user customers in the United States. All warranties are limited to the original purchaser for normal use which is defined as a standard work week of 40 hours by a person weighing 300 lbs. or less (unless otherwise specified). For claims or questions regarding this warranty, please visit www.comfortproducts.net. Comfort Products customer service can be reached via email at customerservice@comfortproducts.net.

MODEL: 60-7040M11

Comfort Products, Inc.
122 Gayoso Avenue, Suite 101
Memphis, TN 38103
www.comfortproducts.net
email: customerservice@comfortproducts.net



RELAXZEN™

Relaxzen is a Trademark of Comfort Products, Inc.