

For Residential and Commercial Applications

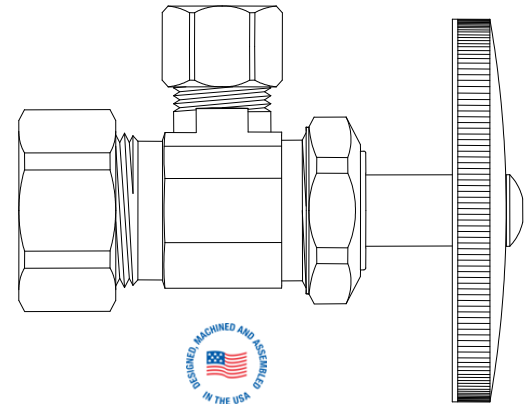
Job Name		Engineer / Architect	
Job Location		Wholesaler	
Submittal Date		Contractor	

CR1900 & CR1901 Multi-Turn Dual Outlet Stop - Compression Inlet

Use: For use in potable water distribution systems. Not intended for recirculating water systems that produce continuous use temperatures above 115° F. For those applications, use our KT™ series ball stops

Design Features:

- **Machined one-piece brass body** provides strength, durability, and long-lasting performance
- **Knurled oval handle** provides a secure grip and smooth on/off operation
- **Easy-to-remove handle** helps protect against accidental stop operation during rough-ins
- **100% Compliant**



Operating Specifications:

Temperature: 40° - 140° F
Pressure: 125 PSI maximum

Standard

STOP MATERIAL SPECIFICATIONS	
Body	Brass
Stem	POM; brass; or brass, chrome plated
Handle	Zinc die cast, plated; ABS, plated; or Polycarbonate
Handle Screw	Steel, zinc plated
Bib & Packing Washer	Rubber
Packing Nut	Brass or brass, chrome plated
Compression Sleeve	Brass
Compression Nut	Brass, chrome plated

Compliant

STOP MATERIAL SPECIFICATIONS	
Body	Compliant brass
Stem	POM; Compliant brass; or Compliant brass, chrome plated
Handle	Zinc die cast, plated; ABS, plated; or Polycarbonate
Handle Screw	Steel, zinc plated
Bib & Packing Washer	Rubber
Packing Nut	Brass or brass, chrome plated
Compression Sleeve	Brass
Compression Nut	Brass, chrome plated

Standard Part Listing:

- CR1900L C1 1/2" nom compression x 3/8" OD compression x 1/4" OD compression (left side), chrome plated, window tray
- CR1900L R1 1/2" nom compression x 3/8" OD compression x 1/4" OD compression (left side), rough brass, window tray
- CR1900LZ C1 1/2" nom compression x 3/8" OD compression x 1/4" OD compression (left side), brass stem, chrome plated, window tray
- CR1900LZ R1 1/2" nom compression x 3/8" OD compression x 1/4" OD compression (left side), brass stem, rough brass, window tray

This specification and all information contained herein is the confidential and exclusive property of BrassCraft Manufacturing, and shall not be disclosed to others without the written consent of BrassCraft Mfg. This specification must be returned to BrassCraft Mfg if requested.



CR1900 & CR1901 Multi-Turn Dual Outlet Stop - Compression Inlet

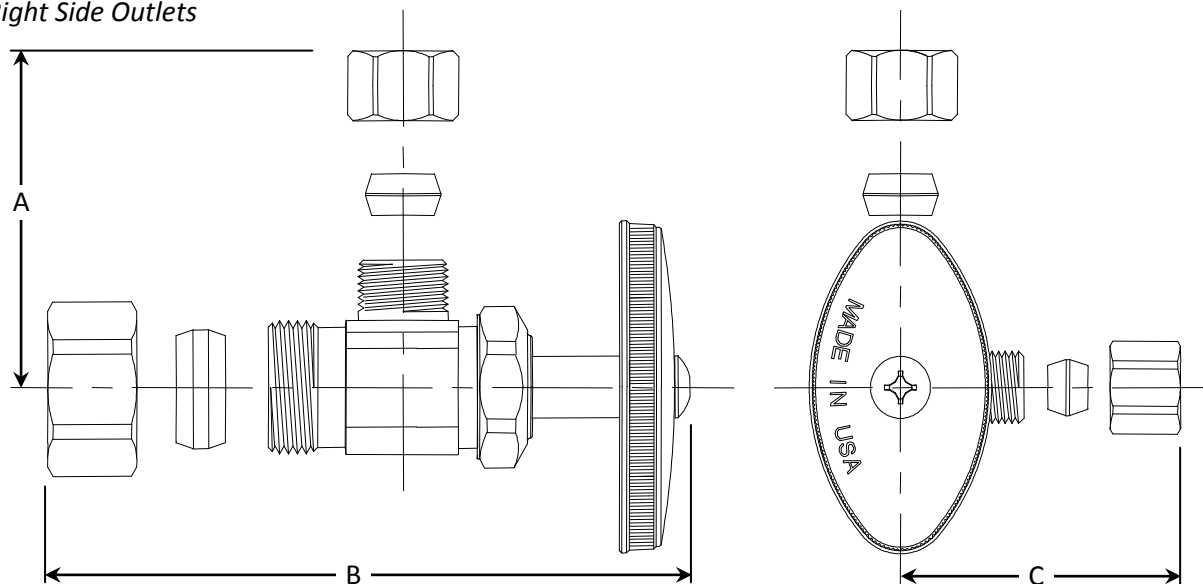
Standard Part Listing (con't):

- CR1900R C1 1/2" nom compression x 3/8" OD compression x 1/4" OD compression (left side), chrome plated, window tray
- CR1900R R1 1/2" nom compression x 3/8" OD compression x 1/4" OD compression (right side), rough brass, window tray
- CR1900RZ C1 1/2" nom compression x 3/8" OD compression x 1/4" OD compression (right side), brass stem, chrome plated, window tray
- CR1901LR C1 1/2" nom compression x 3/8" OD compression x 3/8" OD compression, chrome plated, window tray
- CR1901LR RD 1/2" nom compression x 3/8" OD compression x 3/8" OD compression, rough brass, carded
- CR1901LR R1 1/2" nom compression x 3/8" OD compression x 3/8" OD compression, rough brass, window tray
- CR1901LRK R1 1/2" nom compression x 3/8" OD compression x 3/8" OD compression, plastic handle, rough brass, window tray
- CR1901LRZ C1 1/2" nom compression x 3/8" OD compression x 3/8" OD compression, brass stem, chrome plated, window tray
- CR1901LRZ R1 1/2" nom compression x 3/8" OD compression x 3/8" OD compression, brass stem, rough brass, window tray

Compliant Part Listing:

- CR1900LX C1 1/2" nom compression x 3/8" OD compression x 1/4" OD compression (left side), chrome plated, window tray
- CR1900LX R1 1/2" nom compression x 3/8" OD compression x 1/4" OD compression (left side), rough brass, window tray
- CR1900RX C1 1/2" nom compression x 3/8" OD compression x 1/4" OD compression (right side), chrome plated, window tray
- CR1900RX R1 1/2" nom compression x 3/8" OD compression x 1/4" OD compression (right side), rough brass, window tray
- CR1901LRX C1 1/2" nom compression x 3/8" OD compression x 3/8" OD compression, chrome plated, window tray
- CR1901LRX RD 1/2" nom compression x 3/8" OD compression x 3/8" OD compression, rough brass, carded
- CR1901LRX R1 1/2" nom compression x 3/8" OD compression x 3/8" OD compression, rough brass, window tray

Right Side Outlets

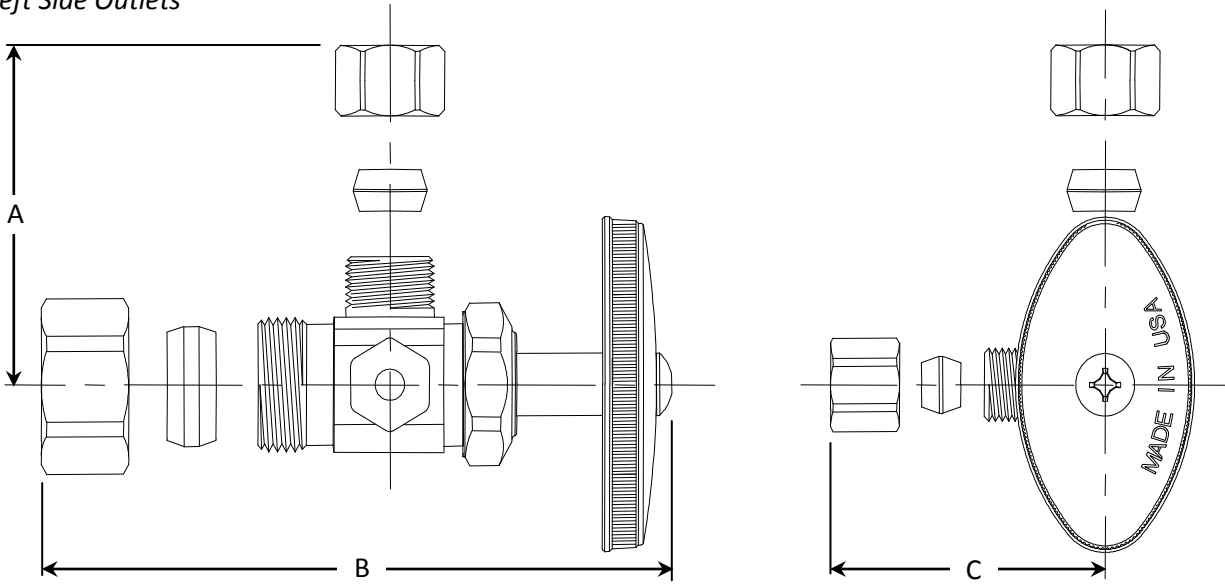


This specification and all information contained herein is the confidential and exclusive property of BrassCraft Manufacturing, and shall not be disclosed to others without the written consent of BrassCraft Mfg. This specification must be returned to BrassCraft Mfg if requested.

BrassCraft®

CR1900 & CR1901 Multi-Turn Dual Outlet Stop - Compression Inlet

Left Side Outlets



PART DIMENSIONS (Inches)			
Model	DIM. A	DIM. B	DIM. C
CR1900L	1.06	2.82	1.06
CR1900LZ	1.06	2.82	1.06
CR1900R	1.06	2.82	1.06
CR1900RZ	1.06	2.82	1.06

PART DIMENSIONS (Inches)			
Model	DIM. A	DIM. B	DIM. C
CR1901LR	1.06	2.82	1.06
CR1901LRK	1.06	2.82	1.06
CR1901LRZ	1.06	2.82	1.06

Listings & Certifications:

- IAPMO listed to ASME A112.18.1 / CSA B125.1 (File # 0645)
- CSA listed to ASME A112.18.1 / CSA B125.1 (File # 204593)
- Compliant product CSA listed to Low Lead Content Certification Program – Plumbing Products Class 6853-01



This specification and all information contained herein is the confidential and exclusive property of BrassCraft Manufacturing, and shall not be disclosed to others without the written consent of BrassCraft Mfg. This specification must be returned to BrassCraft Mfg if requested.

BrassCraft®