




MOLE* & GOPHER BAIT

Victory over moles and gophers can be yours with Amdro® Mole* & Gopher Bait. Learn how below!



HOW TO USE

1




Locate the entry holes to molehills and gopher mounds, and then look for raised feeding runs or underground tunnels.

Remove the center plug from the conical molehill or the side plug from the crescent-shaped gopher mound.

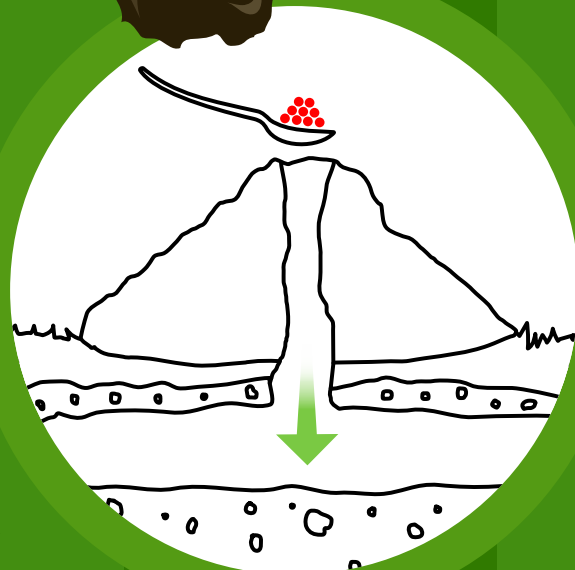
For runways and tunnels, create an opening, taking care not to drop soil into the run.

Use a long-handled spoon, to place 1 teaspoon of AMDRO® Mole & Gopher Bait in each entry hole or runway opening.


2



3



4



Close the opening with a rock or sod, being careful not to cover the bait with soil.

Repair bare spots and reclaim your lawn with the help of Pennington One Step Complete® combination mulch, seed and fertilizer, and your lawn will soon be looking great again.

WHEN ANIMAL PESTS STRIKE, PUT A QUICK END TO THE MADNESS AND SAVE YOUR LAWN FROM DAMAGE. IDENTIFY THE PEST BEHIND YOUR LAWN PROBLEMS, ACT QUICKLY AND PARTNER WITH EFFECTIVE SOLUTIONS FROM AMDRO.

Consult product label for listed pests in which this product is approved for use.

*Not for use on moles in CA, IN & NC

Pennington One Step Complete is a registered trademark of Pennington Seed, Inc.

Amdro is a registered trademark of Central Garden & Pet Company.

