


NewLook® International, Inc. NanoSet Color™

Color Chart & Technical Information Sheet




NewLook International, Inc. **NanoSet Color** Liquid Dye Concentrate is a penetrating, translucent, non-reactive liquid dye that is easily diluted into most concrete densifiers, water, or water/acetone blends. Apply it to uncolored or colored concrete surfaces, overlays and polished concrete floors to add a (translucent) decorative color. NanoSet Color is offered in a variety of popular, vibrant standard colors that can be mixed to create unique colors. To obtain optimum performance when polishing concrete, all three components of the NanoSet Polishing system, i.e. NanoSet Densifier, NanoSet Color and NanoSet Protector, should be used together to lock in colors for long-term beauty.


COLOR GUIDE (APPROXIMATE)




Jet Stone (NS-101)




Montana (NS-102)




Sapphire (NS-103)



Emerald (NS-104)



Jade (NS-105)



Citrine (NS-106)



Dark Quartz (NS-107)



Ruby (NS-108)




Amethyst (NS-109)



Fire Opal (NS-110)



Tiger Eye (NS-111)



Sunstone (NS-112)

IMPORTANT: Colors are approximate and, as close as possible, represent dyed concrete with a flat or steel troweled finish. NewLook cannot control (and is not responsible for) application methods, slab color, or other job site conditions and, therefore, cannot guarantee the final appearance or an exact match. Actual color results may vary. The natural base of concrete, finishing and curing method determines final color. These color swatches simulate lab samples made with a steel troweled finish. Different cements, sand, rock, mixing and jobsite conditions and contractor technique can (and often do) alter color from these swatches. Concrete is produced from natural materials. Surface variation common to uncolored concrete can (and often does) impact colored concrete.

USES & BENEFITS

- Incorporate into NewLook's NanoSet Polishing System to add color to any polished floor
- Use as an alternative to "acid stain" or as an aid to fix troubled acid stain projects
- Provide vibrant color to surface without building a film
- Includes penetrating aid to help infiltrate the concrete surface deeply
- Concentrated dye can be diluted up to 16:1 or as needed to achieve desired intensity
- NanoSet Color includes UV blockers to improve resistance to UV damage
- Liquid concentrate dissolves within minutes
- Formula is concentrated and safe to ship by air

APPLICATION & MIXING INSTRUCTIONS FOR POLISHED CONCRETE

To maximize penetration and performance, the concrete must be a minimum #1 on the International Concrete Repair Institute (ICRI) Concrete Surface Profile (CSP) chart. Visit <http://www.ICRI.org> for additional information. NewLook always recommends a representative jobsite sample prior to installation on project.

- Concrete surface pH of 7 – 9 is recommended for optimal results. Test pH with a pH pencil.
- NanoSet Color is best applied with a professional hand pump sprayer that is acetone-resistant (if needed). Apply with a micro-fiber pad, brush or other tools as needed for detail work such as when using with stencils.
- Dilute NanoSet Color depending upon the desired color intensity. Recommended dilution is 1 part NanoSet Densifier with up to 16 parts water, ready-to-use Densifier, or a 50/50 acetone/water blend.
- Protect adjacent surfaces from over-spray. Assure any taped or stenciled surfaces are well adhered as to avoid NanoSet Color bleed. Stains are permanent.
- Assure surface to be colored is clean from debris, oils, or other contaminants that may disrupt penetration. Surface must be clean and dry prior to installation. Damp surfaces will reduce color penetration.
- NanoSet Color may be applied to unpolished concrete surfaces as needed.
- Color introduction may vary based on desired look, surface specifications and equipment usage. Apply NanoSet Color dye during the polishing process after 400-grit resin level and above then allow it to dry. Wipe away any excess dye or use an auto-scrubber with a white pad and water. Test for excess residual color by wiping a dry white cloth across the colored surface. Some residual color wiping is acceptable, however, significant residue will require additional cleaning until excess is removed.
- Dry times will vary based on carrier used, surface, temperature and humidity. Dry time may reach up to 45-60 minutes when diluted with water only.
- Color intensity or loss may vary due to a variety of factors. In some cases, NanoSet Color may be introduced more than once to improve color intensity at 800 or 1500 – grit. Color must dry before following up with subsequent grit resin.
- Dry polishing is recommended, as wet polishing may remove more color during the process.
- Use multiple colors for enhanced faux effects. Assure each color is cleaned individually as to avoid contamination of colors to adjacent areas.
- Once the concrete color has completely dried, apply NanoSet Protector to help lock in and enhance the color. Follow NanoSet Protector instructions for optimal performance.

APPLICATION INSTRUCTIONS FOR NON-POLISHED, SINGLE COLOR CONCRETE

- After preparing the concrete surface, dilute NanoSet Color with water. If you are using a 50/50 water-acetone blend, dilute the water at a set rate before adding the acetone. The acetone blend will dry faster and can provide improved penetration with dense or 'tight' slabs. Where solvents are not desirable, dilute NanoSet Color with water only.
- For normal or soft concrete, grind up to 100-grit resin bond diamonds. Remove all dust and debris. If wet cleaning is performed, allow surfaces to dry.
- Spray NanoSet Color using a pump sprayer with 8.4 gallons/hour flow tip at 40 psi. Lightly spray surface without creating puddles. Apply in a consistent, overlapping circular motion, holding the wand approximately 12 – 18 inches above the surface. Color will absorb into the concrete more quickly in some places than others. This is normal and may not require more color.
- Allow surface to dry. Wipe off any excess and test with a white rag as discussed above.
- Apply NewLook's NanoSet Densifier NS to strengthen the surface and chemically bind in NanoSet Color. Once the surface has dried completely, apply a NewLook Sealer for additional surface protection.

APPLICATION INSTRUCTIONS FOR DILUTING NANOSSET COLOR INTO DENSIFIER

- Mix NanoSet Color into ready-to use NewLook NanoSet Densifier NS (nano-silica) or NewLook NanoSet Densifier LI (lithium).
- For normal or soft concrete, grind up to 100-200-grit resin bond diamonds. Remove all dust and debris. If wet cleaning is performed, allow surfaces to dry.
- Spray mixed NanoSet Color using a pump sprayer with 8.4 gallons/hour flow tip at 40 psi. Lightly spray the surface without creating puddles. Apply in a consistent, overlapping circular motion holding the wand at approximately 12 – 18 inches above the surface. Color will absorb into the concrete more quickly in some places than others. This is normal and may not require more color.

- Allow surface to dry. Clean off any excess and test with a white rags as discussed above.
- Polish with 400-grit resin.
- Apply additional NanoSet Color as recommended to achieve more vibrancy and intensity.
- Polish with 800-grit resin and/or apply NanoSet Protector as needed or recommended.

PRODUCT LIMITATIONS

- NanoSet Color incorporates UV blockers. However, dyes are generally less UV resistant than color pigment solutions. This product is mostly intended for interior surfaces and it is recommended to always use a sealer with UV blockers if NanoSet Color is installed outdoors.
- Use NanoSet Cleaner Concentrate for increased protection and color integrity.
- Do not over-apply NanoSet Color. Once the surface stops absorbing product, stop applying the color. Dry, powdery residue will result with over-application and must be properly cleaned.
- Do not apply product to surfaces below 40°F. Best results are achieved when the surface can stay at appropriate temperatures during application and drying, approximately 4 hours.
- Protect the surface against airflow, wind or rain during application.
- Clean all sprayers with water or acetone immediately after use, then flush with clean water.
- Water-based dyes may bleed. Care must be taken when using taper or stencils.
- Again, dry-times will vary based on carrier used, surface, temperature and humidity. Dry time may reach up to 45-60 minutes when diluted with water. Dry time is less when the product is diluted with acetone-water blends.
- Do not dilute straight into acetone to avoid shocking the NanoSet Color dye concentrate.
- Use NanoSet Cleaner as your regular maintenance cleaner as it contains active ingredients to help preserve your floor.

CONSUMER ADVICE

Contractors are independently owned and operated without affiliation to NewLook International, Inc. Choose a licensed and qualified contractor who provides written information and example projects you can see before you buy. Contact your local ready mix or building material supplier or visit <http://www.GetNeLook.com>.

PRODUCT & PACKAGING

Product	Container Size	Approximate Coverage
NanoSet Color™ Dye Concentrate	8 oz	Dilutes to approximately 1 gallon & covers approx. 500 – 700 sq. ft.
NanoSet Color™ Dye Concentrate	32 oz	Dilutes to approximately 4-5 gallons & covers approx. 2500 – 3000 sq. ft.
NanoSet Color™ Dye Concentrate	1 Gallon	Dilutes to approximately 16-20 gallon & covers approx. 10,000 – 12,000 sq. ft.

LIMITED PRODUCT WARRANTY

The manufacturer warrants that this product shall be of merchantable quality and within manufacturer's tolerances when used or applied in accordance with the manufacturer's instructions. This product is not warranted as suitable for any purpose other than the general purpose for which it is intended. This warranty runs for one (1) year from the date the product is purchased. ANY IMPLIED WARRANTY OF MERCHANTABILITY OR FITNESS FOR A PARTICULAR PURPOSE ON THIS PRODUCT IS LIMITED TO THE DURATION OF THIS WARRANTY. Liability under this warranty is limited to replacement of defective product or, at the manufacturer's option, refund of the purchase price. CONSEQUENTIAL AND INCIDENTAL DAMAGES ARE NOT RECOVERABLE UNDER THIS WARRANTY.