

ALL ARMREST CHILDREN'S SLIDE

TOBBI



ALL ARMREST CHILDREN'S SLIDE



The slide is made of environmental-friendly PE material, and it is non-toxic and tasteless. The entire slide has excellent low-temperature resistance and good chemical stability. We carefully select materials and use raw materials following the standard of controlling baby food.




It's easy for the mother alone to assemble and disassemble the parts according to the instruction. This slide is equipped with hand-tightening nuts, which can be turned with one hand.




Equipped with a multifunctional basketball hoop, safe swing, and smooth slide, the slide can exercise kid's ability to shoot basketball, run. The swing is adjustable on height, bringing the baby a wonderful experience in childhood.

Instructions


(The image shown here is indicative only. Please refer to the actual product)




1, Assemble the body and the exit of the slide ;



2, Screw and tighten the bolt on the bottom of the slide exit ;



3, Assemble the handrail of the slide and tighten the nuts ;



4, Assemble the slide and place it aside for later use ;



5, Install the armrest of the swing to the seat and tighten the bottom nut ;



6, Assemble the swing side plates on both sides and tighten the nuts ;



7, Put the assembled swing on the side for use ;



8, Install the stair boards on the side plate in turn and tighten the nuts ;



9, Assemble the slide to the side plate and tighten the nuts ;



10, Assemble the second side plate and tighten the nuts ;



11, Install the bottom plate and beam and tighten the nuts ;



12, Install the third side plate and tighten the nuts ;



13, Buckle the swing to the beam and install a basketball hoop.