

General Catalog and Product Schedules




Meter Mounting Equipment

www.talonmetering.com



Contents

Product Schedule No.	Applications	Type(s)	Page
402 Residential	135A, 1Ø/3W, OH/UG	UAT1	2 – 3
409 Residential	200A, 1Ø/3W, OH	UAT3	4 – 5
410 Residential	200A, 1Ø/3W, OH/UG	UAT4	6 – 7
411 Residential	200A, 1Ø/3W, UG-sidewire	UAS2,8,9	8 – 9
413 Residential	100A, 1Ø/3W, vertical multi-position	UAXB	10 – 11
414 Residential	100/150A, 1Ø/3W, multi-position	UA12	12 – 13
415 Residential	200A, 1Ø/3W, multi-position	UA14	14 – 15
420 Commercial HQ	200A, 1Ø/3W, 4J, OH/UG- lever bypass	HQ4U	16 – 17
421 Commercial HQ	200A, 1&3Ø/3W, 5J, OH/UG- lever bypass	HQ5U	18 – 19
422 Commercial HQ	200A, 3Ø/4W, 7J, OH/UG- lever bypass	HQ7U	20 – 21
423 Commercial HQ	200A, 1&3Ø/3&4W, 4-7J, OH/UG- lever bypass, stud type	HQSU	22 – 23
424 Commercial HQ	200A, 3Ø/3W, 5J, OH/UG- lever bypass, neutral disc	HQNDU	24 – 25
425 Commercial HQ	200A, 1&3Ø/3&4W, 4-7J, OH/UG- lever bypass, sidewire	HQW	26 – 27
426 Commercial HQ	200A, 1&3Ø/3&4W, 5-7J, OH/UG- lever bypass, multi-position	HQXW	28 – 29
428 Commercial MQ	200A, 1&3Ø/3&4W, 4-7J, OH/UG- non-clamp lever bypass	MQU	30 – 31
430 Commercial HQ	320A, 3/8" Stud, 4-7J, OH/UG- lever bypass, narrow enclosure	HQST	32 – 33
431 Commercial HQ	320A, 3/8" Stud, 4-7J, OH/UG- lever bypass, sidewire, narrow enclosure	HQSWT	34 – 35
435 Commercial HQ	320A, 1/2" Stud, 4-7J, OH/UG- lever bypass, narrow enclosure	HQD	36 – 37
436 Commercial HQ	320A, 1/2" Stud, 4-7J, OH/UG- lever bypass, wide enclosure	HQDB/F	38 – 39
437 Commercial HQ	320A, 1/2" & 3/8" Stud, 4-7J, OH/UG- lever bypass, sidewire, wide enclosure	HQDSW	40 – 41
440 Resi/Comm K4	400A, 1/2" Stud, 1Ø/3W, OH/UG, non-UL, bolt-in meter	K4	42 – 43
443 Resi/Comm K4UT	480A, 1/2" Stud, 1Ø/3W, OH/UG, UL Listed, bolt-in meter	K4UT	44 – 45
447 Commercial K7	400A, 1/2" Stud, 3Ø/4W, OH/UG, UL Listed, bolt-in meter	K7	46 – 47
448 Commercial K7T	480A, 1/2" Stud, 3Ø/4W, OH/UG, UL Listed, bolt-in meter, std & sidewire	K7T & K7SW	48 – 49
418 Residential	200A, 1Ø/3W, multi-position, 1piece lever bypass	UA17	50
465 Commercial PTS	20A, 1&3Ø/3&4W, CT rated w/test switch provision, no bypass	PTS	51
467 Commercial HQT	20A, 1&3Ø/3&4W, CT rated, lever bypass	HQT	52 – 53
469 Commercial HQTS	20A, 1&3Ø/3&4W, CT rated w/test switch provision, lever bypass	HQTS	54 – 55
480 Resi/Comm	100/200/320A pedestals & breaker combos	UAP/UAB	56 – 57
Meter Combo Breakers			58 – 61
Meter Combinations			58
Circuit Breakers			59
Air Conditioner Disconnects			60
Spa Panels			61
497 Lugs	Lugs for devices with studs	N/A	62 – 63
498 Accessories	Anchor conversion kits, CT conversion kits, hubs, 5th terminals, etc.	N/A	64 – 65
500 Applications	Electrical service, service type, meter form, socket type	N/A	66



Welcome to the Talon utility products catalog and specification guide. This publication is meant to serve as a guide to the various Talon meter socket product families while providing you with a listing of our most common catalog numbers for each family. Only a small percentage of our total offering is listed in this catalog so if you don't see what you are looking for please keep in mind that all of our sockets can be customized to fit your specific needs.

The pages of this catalog will guide you in creating your own catalog number if there isn't one listed to fit your needs. If you need help our network of utility distribution and sales team will be happy to assist you in determining the right socket for you. We've made every effort to make this catalog easy to use and understand. A definition for the headings on the catalog charts is listed to the right. This will assist you in the selection of your meter socket.

Talon has been the standard for quality and innovation for meter mounting equipment for over half a century. The heart of our offering continues to be the HQ lever bypass socket. The basic design of this socket has not changed since its original inception in 1956 making this a solid, time-proven design. We continue to offer the HQ at a

competitive price even when faced with lower cost and lower quality competition. The bypass blade for every HQ is rated for 320 amps making every one of our sockets "Heavy Duty". Our K base products continue to offer the same dependability and cost advantages for "extended range" metering. The residential socket line continues to grow daily as we continuously add or update our products for an ever-changing market.

We hope you find this catalog useful and easy to use. Thank you for your continued support.

Definitions:

Cover Style – Specifies the cover type ring or ringless
Service – UL listed entry points for line side conductors

Terminal – Wide range for line and load lugs

Connector Bypass – Type of bypass installed, if any

Hub Opening – RX = small base, 2.5" max.;

HD = large base 4" max.

Barrel Lock – Barrel lock KO and bracket if installed

5th Jaw Catalog Number – Shows if installed or catalog number to order

RX = Small hub: 3/4" --2-1/2"

HD = Large hub: 3" -- 4"



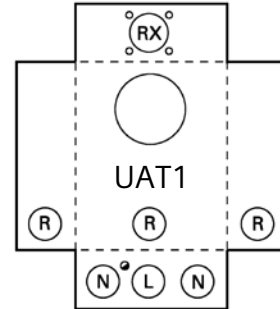
TYPE UAT1 135A RESIDENTIAL METER MOUNTING DEVICES

Common Features

- 135A continuous duty rated
- Quad ground on all devices
(2) #14-2/0 and (2) #14-#2
- Lay-in 2/0 max lugs
- Steel or aluminum construction
- Glass filled polyester block construction
- Ring or ringless styles
- Horn or no bypass



UAT111-0G



KNOCKOUTS (inches):

●	1/4
L:	1/2, 3/4, 1, 1-1/4, 1-1/2
N:	3/4, 1, 1-1/4, 1-1/2, 2
R:	1, 1-1/4, 1-1/2, 2
RX:	∅2.750 HUB OP

Cover Style	Service	Terminal Connector	Bypass	Dimension			Hub Opening	Barrel Lock Prov.	5th Jaw Kit #	Catalog Number	
				W	H	D				Aluminum	Steel
Ringless	OH/UG	#14-2/0	None	8.0	11.7	3.6	RX Opening	N/A	H659-0121	UAT131-0G	UAT111-0G
Ringless	OH/UG	#14-2/0	None	8.0	11.7	3.6	RX Opening	N/A	H659-0121	UAT131-0GF	UAT111-0GF ①
Ringless	OH/UG	#14-2/0	None	8.0	11.7	3.6	RX Opening	7/16"	Factory Installed	-	UAT111-0MXA
Ringless	OH/UG	#14-2/0	None	8.0	11.7	3.6	RX Cl. Plate	N/A	H659-0121	-	UAT111-XG
Ringless	OH/UG	#14-2/0	None	8.0	11.7	3.6	RX Cl. Plate	N/A	H659-0121	UAT131-XGF	UAT111-XGF ①
Ringless	OH	#14-2/0	None	8.0	11.7	3.6	1" Hub Installed	N/A	H659-0121	-	UAT111-AG
Ringless	OH	#14-2/0	None	8.0	11.7	3.6	1.25" Hub Installed	N/A	H659-0121	-	UAT111-BG
Ringless	OH	#14-2/0	None	8.0	11.7	3.6	2" Hub Installed	N/A	H659-0121	-	UAT111-DG
Ringless	OH/UG	#14-2/0	Horn	8.0	11.7	3.6	RX Cl. Plate	N/A	H659-0121	-	UAT111-XPQG
Ringless	OH/UG	#14-2/0	Horn	8.0	11.7	3.6	RX Opening	N/A	H659-0121	-	UAT111-OPZ ②
Ringless	OH/UG	#14-2/0	Horn	8.0	11.7	3.6	RX Opening	7/16"	H659-0121	-	UAT111-OPZA
Ringless	OH/UG	#14-2/0	Horn	8.0	11.7	3.6	RX Opening	7/8"	H659-0121	-	UAT111-OPGP
Ringless	OH/UG	#14-2/0	Horn	8.0	11.7	3.6	RX Opening	N/A	H659-0121	UAT131-OPQG	UAT111-OPQG
Ringless	OH/UG	#14-2/0	Horn	8.0	11.7	3.6	RX Cl. Plate	7/16" or 7/8"	Factory Installed	-	UAT111-XQ ③
Ringless	OH	#14-2/0	Horn	8.0	11.7	3.6	1.25" Hub Installed	N/A	H659-0121	-	UAT111-BPQG
Ringless	OH	#14-2/0	Horn	8.0	11.7	3.6	1.25" Hub Installed	7/8"	Factory Installed	-	UAT111-BBBU
Ringless	OH	#14-2/0	Horn	8.0	11.7	3.6	1.50" Hub Installed	N/A	H659-0121	-	UAT111-CP
Ringless	UG	#14-2/0	Horn	8.0	11.7	3.6	Blank Top	N/A	H659-0121	-	UAT111-PH
Ring	OH/UG	#14-2/0	None	8.0	11.7	3.6	RX Cl. Plate	N/A	H659-0121	-	UAT121-XGSP ④
Ring	OH/UG	#14-2/0	None	8.0	11.7	3.6	RX Opening	N/A	H659-0121	-	UAT121-OGWR ⑤
Ring	OH	#14-2/0	None	8.0	11.7	3.6	1.25" Hub Installed	N/A	H659-0121	-	UAT121-BGWR ⑤
Ring	UG	#14-2/0	None	8.0	11.7	3.6	Blank Top	N/A	H659-0121	-	UAT121-PGWR ⑤
Ring	OH/UG	#14-2/0	None	8.0	11.7	3.6	RX Opening	N/A	Factory Installed	-	UAT121-OBCO ⑤
Ring	OH	#14-2/0	None	8.0	11.7	3.6	1.25" Hub Installed	N/A	Factory Installed	-	UAT121-BBCO ⑤
Ring	UG	#14-2/0	None	8.0	11.7	3.6	Blank Top	N/A	Factory Installed	-	UAT121-PBCO ⑤
Ringless	OH	#14-2/0	Horn	8.0	11.7	3.6	1.25" Hub Installed	7/8"	Factory Installed	-	UAT111-XMBL

① Includes stainless steel latch and hasp.

② Includes cardboard meter opening cover.

③ Includes concentric 7/8" and 7/16" barrel lock K.O.

④ Cover attaches via 2 brackets with screws behind meter.

⑤ Cover attaches via slider latch behind meter.

Product Schedule 402



CUSTOMIZED CATALOG NUMBER:

1) Select cover style and enclosure material **UAT1**

2) Select hub style **1**

3) Select options **-**

1 = Ringless, Steel
2 = Ring Type, Steel
3 = Ringless, Aluminum
5 = Ringless, Ptd Aluminum

A = 1" Hub Installed
B = 1.25" Hub Installed
C = 1.50" Hub Installed
D = 2" Hub Installed
E = 2.5" Hub Installed
O = No Hub Installed
X = Cover Plate Installed
P = No Hub Opening

A = Insul. 5th Term 9:00
B = GRND 5th Term 9:00
C = 7/16" B.L. KO
D = 7/16" B.L. KO w/Bracket
E = 7/8" B.L. KO
F = 7/8" B.L. KO w/Bracket
G = Ground Lug
I = Inhibitor
M = 5th Jaw Installed 9:00
N = Gnd Lug & Insul 5th Term 9:00
P = Horn Bypass
Q = Gnd Lug, Horn Bypass, Barrel Lock KO
R = Gnd Lug, Horn Bypass, Insul. 5th Term.
S = Insulating Shield
U = Load Side Taps & Gnd Lug
V = Horn Bypass w/5th Jaw
W = Fixed Hub
Z = Meter Opening Cover

Consult the factory for other available options such as, but not limited to insulated 5th terminals, alternate jaw guide configuration, alternate hasp material and special labeling.

GENERAL INFORMATION:

Capacity: 135 ampere continuous, 600 volts a.c.

Application: Single phase, 3 wire, self-contained convertible to 5 terminal.

Enclosures: All enclosures shown here are ringless, NEMA Type 3R. All enclosures are available in either 16 gauge painted steel .063 aluminum in natural finish. (For painted aluminum enclosures, consult factory.)

Block Assembly: Block assemblies are arc and track resistant thermoset.

Terminals: Terminals are lay-in style, tin-plated, extruded aluminum 6061-T6. Blade and external hex types available.

UL: All sockets are UL listed unless otherwise indicated.

ANSI-C12.7: All sockets meet or exceed ANSI-C12-7 standards.

Hubs: Hubs conform to ANSI standard. 2.5" hub maximum.

Barrel Lock Prov.: Includes bracket and knockout.

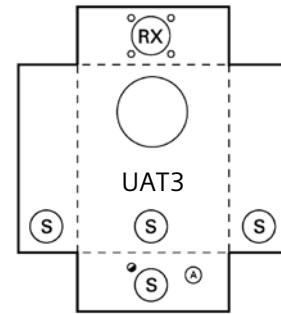
TYPE UAT3 200A RESIDENTIAL METER MOUNTING DEVICES

Common Features

- OH only construction
- 200A continuous duty rated
- 250A max rated
- Quad ground on all devices
(2) #6-350 kcmil and (2) #2-14
- Lay-in 350 kcmil max lugs
- Steel or aluminum construction
- Glass-filled polyester block construction
- Ring or ringless style
- Horn bypass available



UAT317-0Q



KNOCKOUTS (inches):

- : 1/4
- A: 1/2
- S: 1, 1-1/4, 1-1/2, 2, 2-1/2
- RX: Ø2.750 HUB OP

Cover Style	Service	Terminal Connector	Bypass	Dimension			Hub Opening	Barrel Lock Prov.	5th Jaw Kit #	Catalog Number	
				W	H	D				Aluminum	Steel
Ringless	OH	#6-350 kcmil	None	8.0	14.8	4.5	RX Opening	N/A	H659-0121	-	UAT314-0G ⑦
Ringless	OH	#6-350 kcmil	None	8.0	14.8	4.5	1.25" Hub Installed	N/A	H659-0121	-	UAT314-BG ⑦
Ringless	OH	#6-350 kcmil	None	8.0	14.8	4.5	RX Opening	N/A	H659-0121	UAT337-0G	UAT317-0G
Ringless	OH	#6-350 kcmil	None	8.0	14.8	4.5	RX Opening	N/A	H659-0121	UAT337-0GF①	UAT317-0GF ①
Ringless	OH	#6-350 kcmil	None	8.0	14.8	4.5	2" Hub Installed	N/A	H659-0121	UAT337-DG	UAT317-DG
Ringless	OH	#6-350 kcmil	None	8.0	14.8	4.5	2.5" Hub Installed	N/A	H659-0121	-	UAT317-EG
Ringless	OH	#6-350 kcmil	None	8.0	14.8	4.5	RX Opening	7/16"	Factory Installed	-	UAT317-0MXA
Ringless	OH	#6-350 kcmil	Horn	8.0	14.8	4.5	RX Opening	7/16" or 7/8"	Factory Installed	-	UAT317-0Q ③
Ringless	OH	#6-350 kcmil	Horn	8.0	14.8	4.5	RX Opening	7/8"	Factory Installed	-	UAT317-0FP
Ringless	OH	#6-350 kcmil	Horn	8.0	14.8	4.5	RX Opening	7/8"	H659-0121	-	UAT317-0PGP
Ringless	OH	#6-350 kcmil	Horn	8.0	14.8	4.5	RX Opening	N/A	H659-0121	UAT337-0PQG	UAT317-0PQG
Ringless	OH	#6-350 kcmil	Horn	8.0	14.8	4.5	RX Opening	7/16"	H659-0121	-	UAT317-0PZA
Ringless	OH	#6-350 kcmil	Horn	8.0	14.8	4.5	2" Hub Installed	N/A	Factory Installed	-	UAT317-DVZ ②
Ringless	OH	#6-350 kcmil	Horn	8.0	14.8	4.5	2" Hub Installed	7/8"	Factory Installed	-	UAT317-DBBU
Ringless	OH	#6-350 kcmil	Horn	8.0	14.8	4.5	2" Hub Installed	N/A	H659-0121	-	UAT317-DPQG
Ring	OH	#6-350 kcmil	None	8.0	14.8	4.5	RX Opening	N/A	H659-0121	-	UAT327-0G ⑤
Ring	OH	#6-350 kcmil	None	8.0	14.8	4.5	RX Opening	N/A	Factory Installed	-	UAT327-0B ⑤
Ring	OH	#6-350 kcmil	None	8.0	14.8	4.5	RX Opening	N/A	H659-0121	-	UAT327-0GSP ④
Ring	OH	#6-350 kcmil	None	8.0	14.8	4.5	RX Opening	N/A	H659-0121	-	UAT327-0GWR ⑤
Ring	OH	#6-350 kcmil	None	8.0	14.8	4.5	RX Opening	N/A	Factory Installed	-	UAT327-0MCO ⑤

① Includes stainless steel latch and hasp.

② Includes cardboard meter opening cover.

③ Includes concentric 7/8" and 7/16" barrel lock K.O.

④ Cover attaches via 2 brackets with screws behind meter.

⑤ Cover attaches via slider latch behind meter.

⑥ Catalog numbers listed include KO and bracket for barrel lock.

⑦ De-rated to 160 amps continuous.

Product Schedule 409



CUSTOMIZED CATALOG NUMBER:

- 1) Select cover style and enclosure material
- 2) Select hub style
- 3) Select options

UAT3

1 = Ringless, Steel
 2 = Ring Type, Steel
 3 = Ringless, Aluminum
 5 = Ringless, Ptd Aluminum

4 = 160 Amp continuous rated
 7 = 200 Amp continuous rated

A = 1" Hub Installed
 B = 1.25" Hub Installed
 C = 1.50" Hub Installed
 D = 2" Hub Installed
 E = 2.5" Hub Installed
 O = No Hub Installed
 X = Cover Plate Installed
 P = No Hub Opening

A = Insul. 5th Term 9:00
 B = GRND 5th Term 9:00
 C = 7/16" B.L. KO
 D = 7/16" B.L. KO w/Bracket
 E = 7/8" B.L. KO
 F = 7/8" B.L. KO w/Bracket
 G = Ground Lug
 I = Inhibitor
 M = 5th Jaw Installed 9:00
 N = Gnd Lug & Insul 5th Term 9:00
 P = Horn Bypass
 Q = Gnd Lug, Horn Bypass, Barrel Lock KO
 R = Gnd Lug, Horn Bypass, Insul. 5th Term.
 S = Insulating Shield
 U = Load Side Taps & Gnd Lug
 V = Horn Bypass w/5th Jaw
 W = Fixed Hub
 Z = Meter Opening Cover

Consult the factory for other available options such as, but not limited to insulated 5th terminals, alternate jaw guide configuration, alternate hasp material and special labeling.

GENERAL INFORMATION:

- Capacity: 200 ampere continuous, 600 volts a.c.
 Application: Single phase, 3 wire, self-contained convertible to 5 terminal.
 Enclosures: All enclosures shown here are ringless, NEMA Type 3R. All enclosures are available in either 16 gauge painted steel .063 aluminum in natural finish. (For painted aluminum enclosures, consult factory.)
 Block Assembly: Block assemblies are arc and track resistant thermoset.
 Terminals: Terminals are lay-in style, tin-plated, extruded aluminum 6061-T6.
 UL: All sockets are UL listed unless otherwise indicated.
 ANSI-C12.7: All sockets meet or exceed ANSI-C12-7 standards.
 Stud-Type: Optional stud-type connectors are available, consult factory.
 Hubs: Hubs conform to ANSI standard. 2.5" hub maximum.
 Barrel Lock Prov.: Includes bracket and knockout.

Product Schedule 410



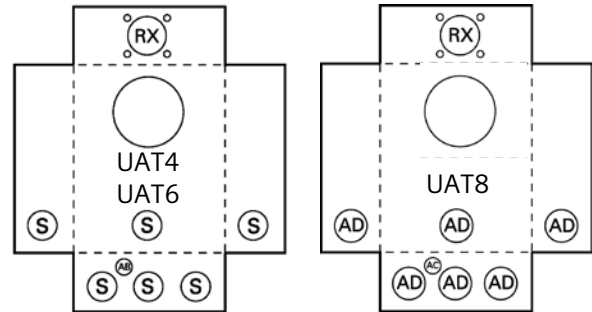
TYPE UAT4 200A RESIDENTIAL METER MOUNTING DEVICES

Common Features

- OH/UG construction
- 200A continuous duty rated
- 250A max rated
- Quad ground on all devices (2) #6-350 kcmil and (2) #2-14
- Lay-in 350 kcmil max lugs
- Steel or aluminum construction
- Glass filled polyester block construction
- Ring or ringless style
- Horn bypass available



UAT417-XPQG



KNOCKOUTS (inches):

- S: 1, 1-1/4, 1-1/2, 2, 2-1/2
- AB: 1/4, 1/2, 7/8
- RX: Ø2.750 HUB OP
- AC: 1/4, 1/2
- AD: 1-1/4, 1-1/2, 2, 2-1/2, 3



Optional
Field Installable
5th Terminal

Cover Style	Service	Terminal Connector	Bypass	Dimension			Hub Opening	Barrel Lock Prov.	5th Jaw Kit #	Catalog Number	
				W	H	D				Aluminum	Steel
Ringless	OH/UG	#14-2/0	None	11.0	14.8	4.5	RX Cl. Plate	N/A	H659-0121	-	UAT411-XG ⑧
Ringless	OH/UG	#14-2/0	None	11.0	14.8	4.5	RX Cl. Plate	N/A	H659-0121	-	UAT411-XVZ ⑧
Ringless	OH/UG	#6-350 kcmil	None	11.0	14.8	4.5	RX Opening	N/A	H659-0121	UAT434-0G	UAT414-0G ⑦
Ringless	UG	#6-350 kcmil	None	11.0	14.8	4.5	Blank Top	N/A	H659-0121	UAT434-PG	-
Ringless	OH/UG	#6-350 kcmil	None	11.0	14.8	4.5	RX Opening	N/A	H659-0121	UAT437-0G	UAT417-0G
Ringless	OH/UG	#6-350 kcmil	None	11.0	14.8	4.5	RX Opening	N/A	H659-0121	UAT437-0GF	UAT417-0GF ①
Ringless	OH	#6-350 kcmil	None	11.0	14.8	4.5	2" Hub Installed	N/A	H659-0121	-	UAT417-DG
Ringless	OH	#6-350 kcmil	None	11.0	14.8	4.5	2.5" Hub Installed	N/A	H659-0121	-	UAT417-EG
Ringless	UG	#6-350 kcmil	None	11.0	14.8	4.5	Blank Top	N/A	H659-0121	UAT437-PG	UAT417-PG
Ringless	UG	#6-350 kcmil	None	11.0	14.8	4.5	Blank Top	N/A	H659-0121	UAT437-PGF	UAT417-PGF ①
Ringless	OH/UG	#6-350 kcmil	None	11.0	14.8	4.5	RX Cl. Plate	N/A	H659-0121	UAT437-XG	UAT417-XG
Ringless	OH/UG	#6-350 kcmil	None	11.0	14.8	4.5	RX Cl. Plate	N/A	H659-0121	UAT437-XGF	UAT417-XGF ①
Ringless	OH/UG	#6-350 kcmil	None	11.0	14.8	4.5	RX Cl. Plate	N/A	H659-0121	UAT457-XG	-
Ringless	OH/UG	#6-350 kcmil	None	11.0	14.8	4.5	RX Cl. Plate	7/16"	Factory Installed	-	UAT417-X0XA ⑥
Ringless	UG	#6-350 kcmil	None	11.0	14.8	4.5	Blank Top	7/16"	Factory Installed	-	UAT417-P0XA ⑥
Ringless	OH/UG	#6-350 kcmil	Horn	11.0	14.8	4.5	RX Opening	N/A	H659-0121	-	UAT417-0P
Ringless	OH/UG	#6-350 kcmil	Horn	11.0	14.8	4.5	RX Opening	N/A	H659-0121	-	UAT417-0PZ
Ringless	OH/UG	#6-350 kcmil	Horn	11.0	14.8	4.5	RX Opening	N/A	H659-0121	-	UAT417-0PQG
Ringless	OH/UG	#6-350 kcmil	Horn	11.0	14.8	4.5	RX Cl. Plate	7/16" or 7/8"	Factory Installed	-	UAT417-XQ ③⑥
Ringless	OH/UG	#6-350 kcmil	Horn	11.0	14.8	4.5	RX Cl. Plate	7/8"	Factory Installed	-	UAT417-XFP ④
Ringless	OH/UG	#6-350 kcmil	Horn	11.0	14.8	4.5	RX Cl. Plate	N/A	Factory Installed	-	UAT417-XVZ ②
Ringless	OH/UG	#6-350 kcmil	Horn	11.0	14.8	4.5	RX Cl. Plate	7/8"	Factory Installed	-	UAT417-XMBL
Ringless	OH/UG	#6-350 kcmil	Horn	11.0	14.8	4.5	RX Cl. Plate	N/A	H659-0121	-	UAT417-XPQG
Ringless	UG	#6-350 kcmil	Horn	11.0	14.8	4.5	Blank Top	N/A	H659-0121	-	UAT417-PPQG
Ring	OH/UG	#6-350 kcmil	None	11.0	14.8	4.5	RX Opening	N/A	H659-0121	-	UAT427-0G ⑤
Ring	UG	#6-350 kcmil	None	11.0	14.8	4.5	Blank Top	N/A	Factory Installed	-	UAT427-PMCO
Ring	OH/UG	#6-350 kcmil	None	11.0	14.8	4.5	RX Cl. Plate	N/A	H659-0121	-	UAT427-XG ⑤
Ring	OH/UG	#6-350 kcmil	None	11.0	14.8	4.5	RX Cl. Plate	N/A	H659-0121	-	UAT427-XGSP ④
Ring	OH/UG	#6-350 kcmil	None	11.0	14.8	4.5	RX Cl. Plate	N/A	Factory Installed	-	UAT427-XMWR ⑤
Ring	UG	#6-350 kcmil	None	11.0	14.8	4.5	Blank Top	N/A	Factory Installed	-	UAT427-PB ⑤
Ringless	OH/UG	3/8"-24 Stud	None	11.0	22.0	4.5	RX Cl. Plate	N/A	H659-0121	-	UAT619-XG ⑨
Ringless	OH/UG	#6-350 kcmil	None	13.0	13.8	5.2	RX Cl. Plate	7/16"	H659-0121	-	UAT817-XGD

① Includes stainless steel latch and hasp. ④ Cover attaches via 2 brackets with screws behind meter. ⑦ De-rated to 160 amps continuous.
 ② Includes cardboard meter opening cover. ⑤ Cover attaches via slider latch behind meter. ⑧ De-rated to 125 amps continuous.
 ③ Includes concentric 7/8" and 7/16" barrel lock K.O. ⑥ Catalog numbers listed include KO and bracket for barrel lock. ⑨ KO's match UAT4.

Product Schedule 410



CUSTOMIZED CATALOG NUMBER:

1) Select cover style and enclosure material
 2) Select hub style
 3) Select options

UAT4

1 = Ringless, Steel
 2 = Ring Type, Steel
 3 = Ringless, Aluminum
 5 = Ringless, Ptd Aluminum
 6 = 11 x 22 enclosure, RL Steel
 8 = 13 x 14 enclosure, RL Steel

A = 1" Hub Installed
 B = 1.25" Hub Installed
 C = 1.50" Hub Installed
 D = 2" Hub Installed
 E = 2.5" Hub Installed
 O = No Hub Installed
 X = Cover Plate Installed
 P = No Hub Opening

A = Insul. 5th Term 9:00
 B = GRND 5th Term 9:00
 C = 7/16" B.L. KO
 D = 7/16" B.L. KO w/Bracket
 E = 7/8" B.L. KO
 F = 7/8" B.L. KO w/Bracket
 G = Ground Lug
 I = Inhibitor
 M = 5th Jaw Installed 9:00
 N = Gnd Lug & Insul 5th Term 9:00
 P = Horn Bypass
 Q = Gnd Lug, Horn Bypass, Barrel Lock KO
 R = Gnd Lug, Horn Bypass, Insul. 5th Term.
 S = Insulating Shield
 U = Load Side Taps & Gnd Lug
 V = Horn Bypass w/5th Jaw
 W = Fixed Hub
 Z = Meter Opening Cover

1 = 125 Amp continuous rated
 4 = 160 Amp continuous rated
 7 = 200 Amp continuous rated

Consult the factory for other available options such as, but not limited to insulated 5th terminals, alternate jaw guide configuration, alternate hasp material and special labeling.

GENERAL INFORMATION:

Capacity: 200 ampere continuous, 600 volts a.c.
 Application: Single phase, 3 wire, self-contained convertible to 5 terminal.
 Enclosures: All enclosures shown here are ringless, NEMA Type 3R. All enclosures are available in either 16 gauge painted steel .063 aluminum in natural finish. (For painted aluminum enclosures, consult factory.)
 Block Assembly: Block assemblies are arc and track resistant thermoset.
 Terminals: Lay-in style, tin-plated, extruded aluminum 6061-T6.
 UL: All sockets are UL listed unless otherwise indicated.
 ANSI-C12.7: All sockets meet or exceed ANSI-C12-7 standards.
 Stud-Type: Optional stud-type connectors are available, consult factory.
 Hubs: Hubs conform to ANSI standard. 2.5" hub maximum.
 Barrel Lock Prov.: Includes bracket and knockout.

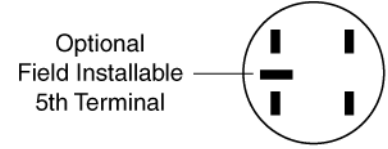
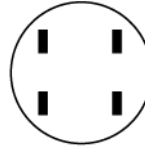
200A TYPE UAS2/UAS8/UAS9 RESIDENTIAL METER MOUNTING DEVICES

Common Features

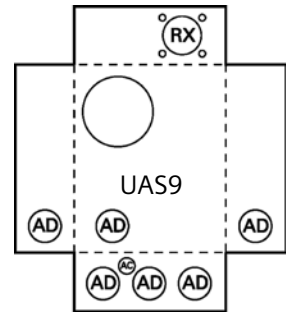
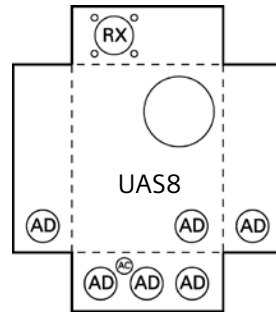
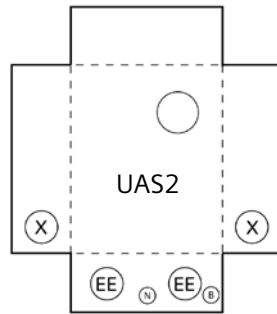
- 200A continuous duty rated
- 250A max rated
- Ground lug on all devices
- Lay-in 350 kcmil lugs or stud connection
- Steel or aluminum construction
- Glass filled polyester block construction
- Left or right hand bus
- Overhead and underground capabilities



UAS817-PPZA



KNOCKOUTS (inches):	
B:	1/2, 3/4
N:	3/4, 1, 1-1/4, 1-1/2
X:	1-1/4, 1-1/2, 2, 2-1/2
AC:	1/4, 1/2
AD:	1-1/4, 1-1/2, 2, 2-1/2, 3
EE:	2, 2-1/2, 3
RX:	Ø2.75



Cover Style	Service	Terminal Connector			Dimensions (in.)			Hub Opening	Barrel Lock KO Prov.(6)	5th Jaw Kit Number	Feed Location	Catalog Number	
		Line	Load	Bypass	W	H	D					Aluminum	Steel
Ringless	OH/UG	#6-350 kcmil	#6-350 kcmil	None	13.0	14.0	5.1	RX Cl. Plate	N/A	H659-0121	Left	UAS837-XG	UAS877-XG ①
Ringless	OH/UG	3/8"- 24 stud	#6-350 kcmil	None	13.0	14.0	5.1	RX Cl. Plate	N/A	H659-0121	Left	-	UAS878-XG ①
Ringless	OH/UG	#6-350 kcmil	#6-350 kcmil	Horn	13.0	14.0	5.1	RX Cl. Plate	N/A	H659-0121	Left	-	UAS877-XPG ①
Ringless	UG	#6-350 kcmil	#6-350 kcmil	None	13.0	14.0	5.1	Blank Top	N/A	H659-0121	Left	UAS837-PG	UAS877-PG
Ringless	UG	#6-350 kcmil	#6-350 kcmil	Horn	13.0	14.0	5.1	Blank Top	7/16"	H659-0121	Left	-	UAS877-PPZA ③
Ringless	UG	#6-350 kcmil	#6-350 kcmil	Horn	13.0	14.0	5.1	Blank Top	7/8"	H659-0121	Left	-	UAS877-PPGP ③
Ringless	UG	#6-350 kcmil	#6-350 kcmil	None	13.0	14.0	5.1	Blank Top	N/A	H659-0121	Right	-	UAS817-PG
Ringless	UG	#6-350 kcmil	#6-350 kcmil	Horn	13.0	14.0	5.1	Blank Top	7/8"	Factory Inst.	Right	-	UAS817-PFP ③
Ringless	UG	#6-350 kcmil	#6-350 kcmil	Horn	13.0	14.0	5.1	Blank Top	7/16"	H659-0121	Right	-	UAS817-PPZA ③
Ringless	UG	#6-350 kcmil	#6-350 kcmil	Horn	13.0	14.0	5.1	Blank Top	7/8"	H659-0121	Right	-	UAS817-PPGP ③
Ringless	UG	#6-350 kcmil	#6-350 kcmil	None	13.0	14.0	5.1	Blank Top	7/16"	Factory Inst.	Right	-	UAS817-P0XA ③
Ringless	UG	3/8"- 24 stud	#6-350 kcmil	None	13.0	14.0	5.1	Blank Top	7/8"	H659-0121	Right	-	UAS818-PGNM
Ringless	OH/UG	#6-350 kcmil	#6-350 kcmil	None	13.0	18.0	5.1	RX Opening	N/A	H659-0121	Right	UAS937-OG	UAS917-OG ②
Ringless	OH/UG	#6-350 kcmil	3/8"- 24 stud	None	13.0	18.0	5.1	RX Opening	N/A	H659-0121	Right	-	UAS917-OGLE ②
Ringless	OH/UG	#6-350 kcmil	#6-350 kcmil	None	13.0	18.0	5.1	RX Opening	N/A	H659-0121	Right	-	UAS917-OGSK ②
Ringless	UG	#6-350 kcmil	#6-350 kcmil	None	13.0	18.0	5.1	Blank Top	N/A	H659-0121	Right	-	UAS917-PG
Ringless	OH/UG	#6-350 kcmil	#6-350 kcmil	None	13.0	18.0	5.1	RX Cl. Plate	N/A	H659-0121	Right	-	UAS917-XG ②
Ringless	OH/UG	#6-350 kcmil	#6-350 kcmil	None	13.0	18.0	5.1	RX Cl. Plate	N/A	H659-0121	Left	-	UAS977-XG ②
Ringless	UG	#6-350 kcmil	#6-350 kcmil	None	13.0	19.0	5.1	Blank Top	N/A	H659-0121	Left	UAS237-PG	UAS277-PG ④
Ringless	UG	3/8"-24 stud	3/8"- 24 stud	None	13.0	19.0	5.1	Blank Top	N/A	H659-0121	Left	-	UAS278-PG ④

① UL listed for underground use. OH service does not meet UL wire bend requirements.
 ② UL listed for overhead and underground use.

③ Includes barrel lock bracket.
 ④ UG device with interior moved up.

Product Schedule 411



CUSTOMIZED CATALOG NUMBER:

- 1) Select cover style and enclosure material
- 2) Select hub style
- 3) Select options

UAS

- 2 = 13" x 19" enclosure
- 8 = 13" x 14" enclosure
- 9 = 13" x 17" enclosure

- 1 = Right hand feed, ST
- 3 = Left hand feed, AL
- 5 = Right hand feed, AL
- 7 = Left hand feed, ST

- 7 = 200 amp w/lugs
- 8 = 200 amp w/studs

- A = 1" Hub Installed
- B = 1.25" Hub Installed
- C = 1.50" Hub Installed
- D = 2" Hub Installed
- E = 2.5" Hub Installed
- O = No Hub Installed
- X = Cover Plate Installed
- P = No Hub Opening

- A = Insul. 5th Term 9:00
- B = GRND 5th Term 9:00
- C = 7/16" B.L. KO
- D = 7/16" B.L. KO w/Bracket
- E = 7/8" B.L. KO
- F = 7/8" B.L. KO w/Bracket
- G = Ground Lug
- I = Inhibitor
- M = 5th Jaw Installed 9:00
- N = Gnd Lug & Insul 5th Term 9:00
- P = Horn Bypass
- Q = Gnd Lug, Horn Bypass, Barrel Lock KO
- R = Gnd Lug, Horn Bypass, Insul. 5th Term.
- S = Insulating Shield
- U = Load Side Taps & Gnd Lug
- V = Horn Bypass w/5th Jaw
- W = Fixed Hub
- Z = Meter Opening Cover

Consult the factory for other available options such as, but not limited to insulated 5th terminals, alternate jaw guide configuration, alternate hasp material and special labeling.

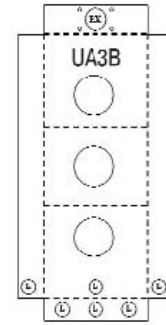
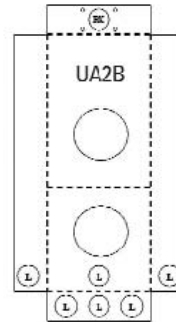
GENERAL INFORMATION:

- Capacity: 200 ampere continuous.
- Application: Single phase, 3 wire, self-contained convertible to 5 terminal.
- Enclosures: All enclosures shown here are ringless, NEMA Type 3R. All enclosures are available in 16 gauge painted steel finish. (For aluminum enclosures, consult factory.)
- Block Assembly: Block assemblies are arc and track resistant thermoset.
- Terminals: Terminals are lay-in style, tin-plated, extruded aluminum 6061-T6.
- UL: All sockets are UL listed. Underground feed only for Type AS-2 and AS-8.
- ANSI-C12.7: All sockets meet or exceed ANSI-C12-7 standards.
- Hubs: Hubs conform to ANSI standard. 2.5" hub maximum.
- Barrel Lock Prov.: Includes bracket and knockout.

TYPE UAXB VERTICAL MULTI-POSITION RESIDENTIAL/COMMERCIAL METER MOUNTING DEVICES

Common Features

- 100A continuous duty rated
- 125A max. rated
- Ground lug on all devices
- Lay-in 350 kcmil lugs or stud connections
- Steel or aluminum construction
- Glass filled polyester block construction
- Left or right hand bus
- Overhead and underground capabilities



KNOCKOUTS (inches):

L: 1/2, 3/4, 1, 1-1/4, 1-1/2
 S: 1, 1-1/4, 1-1/2, 2, 2-1/2
 AC: 1/4, 1/2
 RX: Ø2.750 HUB OP

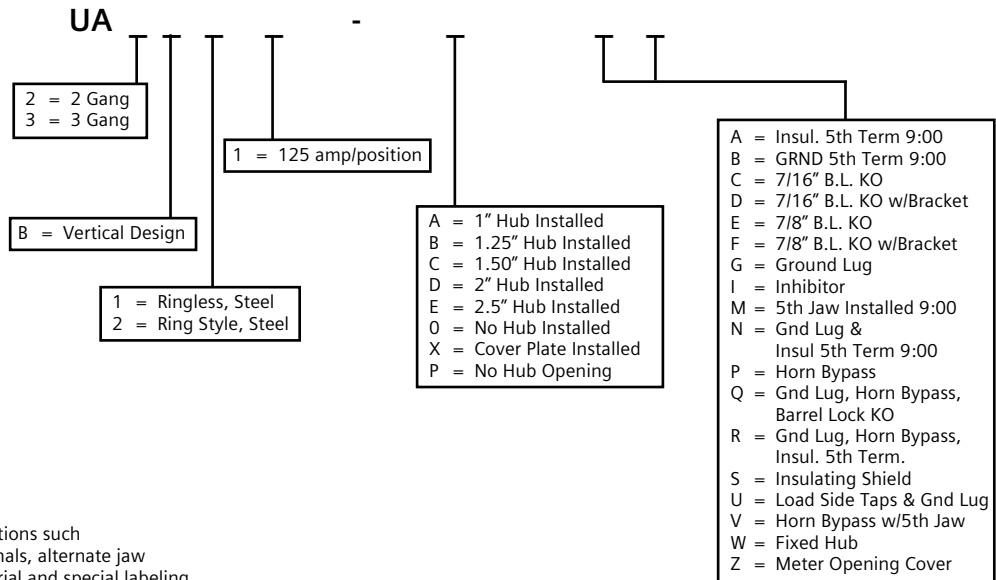
Cover Style	Service	Terminal Connector			Dimensions (inches)			Hub Opening	Barrel Lock KO Prov.	5th Jaw Kit No.	No. of Pos.	Cont. Amps/Pos.	Catalog Number
		Line	Load	Bypass	W	H	D						
Ringless	OH	#8-350 kcmil	#8-20	None	8.0	25.6	4.4	RX Cl. Plate	7/16"	H659-0121	2	125	UA2B11-XG
Ringless	OH	#8-350 kcmil	#8-2/0	Horn	8.0	25.6	4.4	RX Opening	7/16"	H659-0121	2	125	UA2B11-0PZA
Ringless	OH	#8-350 kcmil	#8-2/0	Horn	8.0	35.9	4.4	RX Opening	7/16"	H659-0121	3	125	UA3B11-0PZA
Ring Type	OH	#8-350 kcmil	#8-2/0	None	8.0	25.6	4.4	RX Opening	7/16"	Installed	2	125	UA2B21-0MCO
Ring Type	OH	#8-350 kcmil	#8-2/0	None	8.0	35.9	4.4	RX Opening	7/16"	Installed	3	125	UA3B21-0MCO
Ringless	OH	#8-350 kcmil	#8-2/0	Horn	8.0	25.6	4.4	RX Opening	7/8"	H659-0121	2	125	UA2B11-0PGP
Ringless	OH	#8-350 kcmil	#8-2/0	Horn	8.0	35.9	4.4	RX Opening	7/8"	H659-0121	3	125	UA3B11-0PGP

Product Schedule 413



CUSTOMIZED CATALOG NUMBER:

- 1) Select cover style, enclosure material, and number of positions
- 2) Select hub style
- 3) Select options



Consult the factory for other available options such as, but not limited to insulated 5th terminals, alternate jaw guide configuration, alternate hasp material and special labeling.

GENERAL INFORMATION:

- Capacity:** 200 ampere continuous, 600 volts a.c.
- Application:** 1 phase, 3 wire wye or 3 wire delta services using self-contained Class 100 or Class 200 meters.
- Enclosures:** Constructed of 16 gauge galvanized steel with polyester powder finish, suitable for indoor or outdoor installation. Also available in aluminum and different sizes upon request. All boxes have ringless covers. All enclosures are NEMA type 3R.
- Block Assembly:** Glass fiber reinforced polyester mounted on metal baseplate. High strength, arc and track resistant.
- Safety Shield:** Track resistant polycarbonate insulating safety shield provides protection from accidental shorts and shocks.
- Terminals:** Lay-in type with dome point screw. Conservatively rated at 200 amperes, terminals will accommodate conductors from #8 to 350 MCM copper or aluminum.
- Hubs:** Single, removable, gasketless hub; cover plate, or no hub. Hubs and cover plate are interchangeable.
- UL:** These mounting devices are listed by UL for use on continuous loads up to 200 amperes and 600 volts.
- ANSI-C12.7:** All sockets meet or exceed ANSI-C12-7 standards.

Product Schedule 414



100/150A/POS MULTI-POSITION RESIDENTIAL METER MOUNTING DEVICES TYPE A12

Common Features

- Ground lug on all devices
- Lay-in 350 kcmil lugs or stud connection
- Steel or aluminum construction
- Glass filled polyester block construction
- Left- or right-hand bus
- Overhead and underground capabilities



UA2311-XBBU



Cover Style	Service	Terminal Connector		Bypass	Dimension (inches)			Hub Opening	Barrel Lock KO Prov (6)	5th Jaw Kit No.	No. of Cont. Pos.	Catalog Number		
		Line	Load		W	H	D					Aluminum	Steel	
Ringless	OH/UG	#6-350 kcmil	#14-2/0	None	24.0	12.0	4.5	RX Opening	N/A	H659-0121	2	100	-	A2311-0PZ ①
Ringless	OH/UG	#6-350 kcmil	#14-2/0	None	24.0	12.0	4.5	RX Opening	N/A	H659-0121	2	100	UA2331-0G	UA2311-0G
Ringless	OH/UG	#6-350 kcmil	#14-2/0	Horn	24.0	12.0	4.5	RX Opening	N/A	H659-0121	2	100	-	UA2311-0P
Ringless	OH/UG	#6-350 kcmil	#14-2/0	Horn	24.0	12.0	4.5	RX Opening	7/16"	H659-0121	2	100	-	UA2311-0PZA ③
Ringless	OH/UG	#6-350 kcmil	#14-2/0	Horn	24.0	12.0	4.5	RX Opening	7/8"	H659-0121	2	100	-	UA2311-0PGP ③
Ringless	OH/UG	#6-350 kcmil	#14-2/0	Horn	24.0	12.0	4.5	RX Opening	N/A	H659-0121	2	100	-	UA2311-0PQG ②
Ringless	OH/UG	#6-350 kcmil	#14-2/0	Horn	24.0	12.0	4.5	RX Cl. Plate	7/8"	Factory Inst.	2	100	-	UA2311-XBBU ③
Ringless	OH/UG	#6-350 kcmil	#6-350 kcmil	Horn	24.2	12.0	5.2	HD Opening	N/A	H659-0121	2	160	-	UA2533-YG
Ringless	OH/UG	#6-350 kcmil	#14-2/0	Horn	32.0	12.0	4.5	RX Opening	N/A	H659-0121	3	100	-	A3311-0PZ ①
Ringless	OH/UG	#6-350 kcmil	#14-2/0	None	32.0	12.0	4.5	RX Opening	N/A	659-0121	3	100	UA3331-0G	UA3311-0G
Ringless	OH/UG	#6-350 kcmil	#14-2/0	Horn	32.0	12.0	4.5	RX Opening	N/A	H659-0121	3	100	-	UA3311-0PZ
Ringless	OH/UG	#6-350 kcmil	#14-2/0	Horn	32.0	12.0	4.5	RX Opening	7/16"	H659-0121	3	100	-	UA3311-0PZA ③
Ringless	OH/UG	#6-350 kcmil	#14-2/0	Horn	32.0	12.0	4.5	RX Opening	7/8"	H659-0121	3	100	-	UA3311-0PGP ③
Ringless	OH/UG	#6-350 kcmil	#14-2/0	Horn	32.0	12.0	4.5	RX Opening	N/A	H659-0121	3	100	-	UA3311-0PQG ②
Ringless	OH/UG	#6-350 kcmil	#14-2/0	Horn	32.0	12.0	4.5	RX Cl. Plate	7/8"	Factory Inst.	3	100	-	UA3311-XBBU ③
Ringless	OH/UG	#6-350 kcmil	#14-2/0	Horn	40.0	12.0	4.5	RX Opening	N/A	H659-0121	4	100	-	A4311-0PZ ①
Ringless	OH/UG	#6-350 kcmil	#14-2/0	None	40.0	12.0	4.5	RX Opening	N/A	H659-0121	4	100	UA4331-0G	UA4311-0G
Ringless	OH/UG	#6-350 kcmil	#14-2/0	Horn	40.0	12.0	4.5	RX Opening	N/A	H659-0121	4	100	-	UA4311-0PZ
Ringless	OH/UG	#6-350 kcmil	#14-2/0	Horn	40.0	12.0	4.5	RX Opening	7/16"	H659-0121	4	100	-	UA4311-0PZA ③
Ringless	OH/UG	#6-350 kcmil	#14-2/0	Horn	40.0	12.0	4.5	RX Opening	7/8"	H659-0121	4	100	-	UA4311-0PGP ③
Ringless	OH/UG	#6-350 kcmil	#14-2/0	Horn	40.0	12.0	4.5	RX Opening	N/A	H659-0121	4	100	-	UA4311-0PQG ②
Ringless	OH/UG	#6-350 kcmil	#14-2/0	Horn	40.0	12.0	4.5	RX Cl. Plate	7/8"	Factory Inst.	4	100	-	UA4311-XBBU ③
Ringless	OH/UG	#6-350 kcmil	#6-350 kcmil	None	24.0	12.0	4.5	RX Opening	N/A	H659-0121	2	160	UA2333-0G	UA2313-0G
Ringless	OH/UG	#6-350 kcmil	#6-350 kcmil	None	24.0	12.0	4.5	RX Cl. Plate	N/A	H659-0121	2	160	-	UA2313-XG
Ringless	OH/UG	#6-350 kcmil	#6-350 kcmil	None	32.0	12.0	4.5	RX Opening	N/A	H659-0121	3	160	UA3333-0G	UA3313-0G
Ringless	OH/UG	#6-350 kcmil	#6-350 kcmil	None	32.0	12.0	4.5	RX Cl. Plate	N/A	H659-0121	3	160	-	UA3313-XG
Ringless	OH/UG	#6-350 kcmil	#6-350 kcmil	None	40.0	12.0	4.5	RX Opening	N/A	H659-0121	4	160	UA4333-0G	UA4313-0G
Ringless	OH/UG	#6-350 kcmil	#6-350 kcmil	None	40.0	12.0	4.5	RX Cl. Plate	N/A	H659-0121	4	160	-	UA4313-XG
Ring	OH/UG	#6-350 kcmil	#14-2/0	None	24.0	12.0	4.5	RX Opening	N/A	H659-0121	2	100	-	UA2321-0G
Ring	OH/UG	#6-350 kcmil	#14-2/0	None	32.0	12.0	4.5	RX Opening	N/A	H659-0121	3	100	-	UA3321-0G
Ring	OH/UG	#6-350 kcmil	#14-2/0	None	40.0	18.1	5.4	RX Cl. Plate	N/A	H659-0121	4	100	-	UA4321-0G

① Non-UL listed.

② Two (2) ground lugs/position included.

③ Includes barrel lock bracket.

Note: End feed units listed below

Cover Style	Service	Terminal Connector		Bypass	Dimension (inches)			Hub Opening	Barrel Lock KO Prov (6)	5th Jaw Kit No.	No. of Cont. Pos.	Catalog Number		
		Line	Load		W	H	D					Aluminum	Steel	
Ringless	OH/UG	#6-250 kcmil	#6-2/0	None	24.2	18.1	5.4	RX Cl. Plate	N/A	H659-0121	2	100	-	UA2411-XG
Ringless	OH/UG	#6-250 kcmil	#6-2/0	None	34.4	18.1	5.4	RX Cl. Plate	N/A	H659-0121	3	100	-	UA3411-XG
Ringless	OH/UG	#6-250 kcmil	#6-2/0	None	40.5	18.1	5.4	RX Cl. Plate	N/A	H659-0121	4	100	-	UA4411-XG
Ringless	OH/UG	#6-250 kcmil	#6-2/0	None	48.6	18.1	5.4	RX Cl. Plate	N/A	H659-0121	5	100	-	UA5411-XG
Ringless	OH/UG	#6-350 kcmil	#6-2/0	None	56.8	18.1	5.4	RX Cl. Plate	N/A	H659-0121	6	100	-	UA6411-XG
Ringless	OH	#6-250 kcmil	#6-2/0	None	24.2	18.1	5.4	2" Hub Inst.	N/A	H659-0121	2	100	-	UA2411-DG
Ringless	OH	#6-250 kcmil	#6-2/0	None	34.4	18.1	5.4	2" Hub Inst.	N/A	H659-0121	3	100	-	UA3411-DG
Ringless	OH	#6-250 kcmil	#6-2/0	None	40.5	18.1	5.4	2" Hub Inst.	N/A	H659-0121	4	100	-	UA4411-DG
Ringless	OH	#6-250 kcmil	#6-2/0	None	48.6	18.1	5.4	2" Hub Inst.	N/A	H659-0121	5	100	-	UA5411-DG
Ringless	OH	#6-350 kcmil	#6-2/0	None	56.8	18.1	5.4	2" Hub Inst.	N/A	H659-0121	6	100	-	UA6411-DG

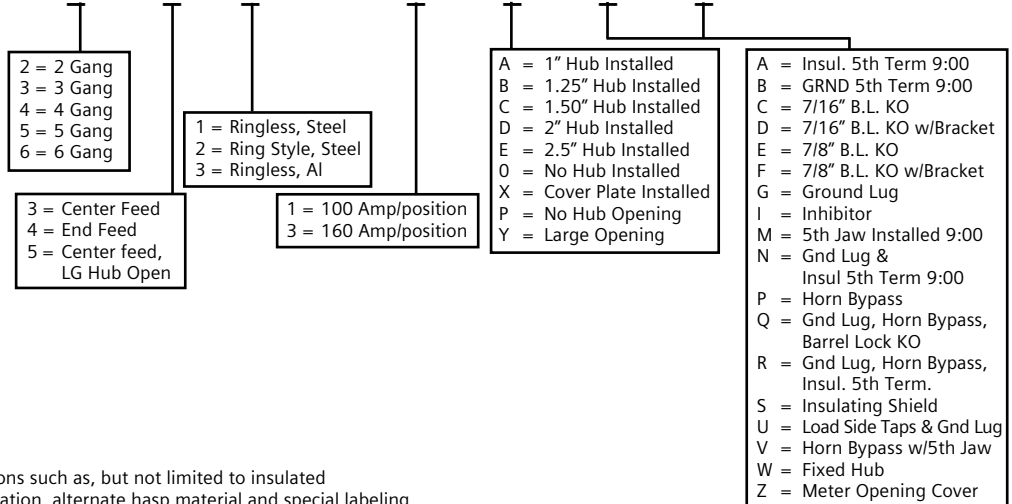
Product Schedule 414



CUSTOMIZED CATALOG NUMBER:

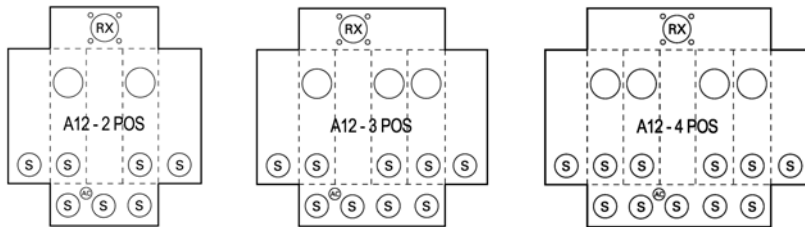
- 1) Select cover style, enclosure material and number of positions.
- 2) Select hub style
- 3) Select options

UA



Consult the factory for other available options such as, but not limited to insulated 5th terminals, alternate jaw guide configuration, alternate hasp material and special labeling.

KNOCKOUT DIAGRAMS



KNOCKOUTS (inches):

L: 1/2, 3/4, 1, 1-1/4, 1-1/2
 S: 1, 1-1/4, 1-1/2, 2, 2-1/2
 AC: 1/4, 1/2
 RX: Ø2.750 HUB OP

GENERAL INFORMATION:

Capacity: 100 and 150 amps continuous.
 Application: Single phase, 3 wire, self-contained convertible to 5 terminal.
 Enclosures: All enclosures shown here are ringless, NEMA Type 3R. All enclosures are available in 16 gauge painted steel finish. (For aluminum enclosures, consult factory.)
 Block Assembly: Block assemblies are arc and track resistant thermoset.
 Terminals: Terminals are lay-in style, tin-plated, extruded aluminum 6061-T6.
 UL: All sockets are UL listed.
 ANSI-C12.7: All sockets meet or exceed ANSI-C12-7 standards.
 Hubs: Hubs conform to ANSI standard. 2.5" hub maximum.
 Barrel Lock Prov.: Includes bracket and knockout.

200A MULTI-POSITION METER MOUNTING DEVICES

Common Features

- 200A continuous duty rated per position
- Factory installed lugs or studs
- Ground lug on all devices
- Lay-in line side lugs
- Steel or aluminum construction
- Glass-filled polyester block construction
- Available with or without barrel lock provision
- OH and UG capabilities



UA291A-YFG

Cover Style	Service	Terminal Connector			Dimensions (in.)			Hub Opening	5th Jaw Kit No.	No. of Pos.	Cont. Amps	Catalog Number	
		Line	Load	Bypass	W	H	D					Steel	Aluminum
Ringless	OH/UG	#6-350 kcmil	#6-350 kcmil	None	24.0	14.5	5.1	RX Opening	H659-0121	2	200	UA2716-0G ①	-
Ringless	OH/UG	#6-350 kcmil	#6-350 kcmil	Horn	24.0	14.5	5.1	RX Opening	H659-0121	2	200	UA2716-0P	-
Ringless	OH/UG	#6-350 kcmil	#6-350 kcmil	None	24.0	14.5	5.1	RX Cl. Plate	H659-0121	2	200	UA2716-XG ①	-
Ringless	OH/UG	#6-350 kcmil	#6-350 kcmil	None	24.0	14.5	5.1	HD Opening	H659-0121	2	200	UA2716-YG ①	UA2736-YG ①
Ringless	OH/UG	#6-350 kcmil	#6-350 kcmil	None	24.0	14.5	5.1	HD Cl. Plate	H659-0121	2	200	UA2716-ZGF ①③	UA2736-ZGF ①③
Ringless	OH/UG	1/0-600 kcmil	#6-350 kcmil	None	24.0	14.5	5.1	HD Opening	H659-0121	2	200	UA2717-YG	UA2737-YG
Ringless	OH/UG	1/0-600 kcmil	#6-350 kcmil	Horn	24.0	14.5	5.1	HD Opening	H659-0121	2	200	UA2717-YPZ	-
Ringless	OH/UG	1/0-600 kcmil	#6-350 kcmil	Horn	24.0	14.5	5.1	HD Opening	H659-0121	2	200	UA2717-YPQG ②	-
Ringless	OH/UG	1/0-600 kcmil	#6-350 kcmil	Horn	24.0	14.5	5.1	HD Opening	H659-0121	2	200	UA2717-YPGP ⑤	-
Ringless	OH/UG	1/0-600 kcmil	#6-350 kcmil	Horn	24.0	14.5	5.1	HD Opening	H659-0121	2	200	UA2717-YPRG	-
Ringless	OH/UG	1/0-600 kcmil	#6-350 kcmil	Horn	24.0	14.5	5.1	HD Opening	H659-0121	2	200	UA2717-YPZA ⑥	-
Ringless	OH/UG	3/8-24 Stud	#6-350 kcmil	None	27.0	17.0	5.1	HD Opening	H659-0121	2	200	UA291A-YFG ①⑤	-
Ringless	OH/UG	1/0-600 kcmil	#6-350 kcmil	None	32.0	14.5	5.1	HD Opening	H659-0121	3	200	UA3717-YG ①	UA3737-YG ①
Ringless	OH/UG	1/0-600 kcmil	#6-350 kcmil	None	32.0	14.5	5.1	HD Cl. Plate	H659-0121	3	200	UA3717-ZG ①	UA3737-ZG ③
Ringless	OH/UG	1/0-600 kcmil	#6-350 kcmil	None	32.0	14.5	5.1	HD Cl. Plate	H659-0121	3	200	UA3717-ZGF ③	UA3737-ZGF ③
Ringless	OH/UG	#6-350 kcmil	#6-350 kcmil	Horn	32.0	14.5	5.1	HD Opening	H659-0121	3	200	UA3717-YPQG ②	-
Ringless	OH/UG	1/0-600 kcmil	#6-350 kcmil	Horn	32.0	14.5	5.1	HD Opening	H659-0121	3	200	UA3717-YPGP ⑤	-
Ringless	OH/UG	1/0-600 kcmil	#6-350 kcmil	Horn	32.0	14.5	5.1	HD Opening	H659-0121	3	200	UA3717-YPRG	-
Ringless	OH/UG	1/0-600 kcmil	#6-350 kcmil	Horn	32.0	14.5	5.1	HD Opening	H659-0121	3	200	UA3717-YPZA ⑥	-
Ringless	OH/UG	3/8-24 Stud	#6-350 kcmil	None	32.0	17.0	5.1	HD Opening	H659-0121	3	200	UA391A-YFG ①⑤	-
Ringless	OH/UG	(2) 1/0-600 kcmil	#6-350 kcmil	None	43.0	14.5	5.1	HD Opening	H659-0121	4	200	UA4719-YG ①	UA4739-YG ①
Ringless	OH/UG	(2) 1/0-600 kcmil	#6-350 kcmil	None	43.0	14.5	5.1	HD Cl. Plate	H659-0121	4	200	UA4719-ZG ①	-
Ringless	OH/UG	(2) 1/0-600 kcmil	#6-350 kcmil	None	43.0	14.5	5.1	HD Cl. Plate	H659-0121	4	200	UA4719-ZGF ③	UA4739-ZGF ③
Ringless	OH/UG	(2) 1/0-600 kcmil	#6-350 kcmil	Horn	43.0	14.5	5.1	HD Opening	H659-0121	4	200	UA4719-YPQG ②	-
Ringless	OH/UG	(2) 1/0-600 kcmil	#6-350 kcmil	Horn	43.0	14.5	5.1	HD Opening	H659-0121	4	200	UA4719-YPGP ⑤	-
Ringless	OH/UG	(2) 1/0-600 kcmil	#6-350 kcmil	Horn	43.0	14.5	5.1	HD Opening	H659-0121	4	200	UA4719-YPRG	-
Ringless	OH/UG	(2) 1/0-600 kcmil	#6-350 kcmil	Horn	43.0	14.5	5.1	HD Opening	H659-0121	4	200	UA4719-YPZA ⑥	-
Ringless	OH/UG	3/8-24 Stud	#6-350 kcmil	None	43.0	17.0	5.1	HD Opening	H659-0121	4	200	UA491A-YFG ①⑤	-
Ringless	OH/UG	(2) 1/0-600 kcmil	#6-350 kcmil	None	51.0	14.5	5.1	(2) HD Openings	H659-0121	5	200	UA5719-KG ①	UA5739-KG ①
Ringless	OH/UG	(2) 1/0-600 kcmil	#6-350 kcmil	None	51.0	14.5	5.1	(2) HD Cl. Plates	H659-0121	5	200	UA5719-MG ①	-
Ringless	OH/UG	(2) 1/0-600 kcmil	#6-350 kcmil	None	51.0	14.5	5.1	(2) HD Cl. Plates	H659-0121	5	200	UA5719-MGF ③	UA5739-MGF ③
Ringless	OH/UG	(2) 1/0-600 kcmil	#6-350 kcmil	Horn	51.0	14.5	5.1	(2) HD Openings	H659-0121	5	200	UA5719-KPQG ②	-
Ringless	OH/UG	(2) 1/0-600 kcmil	#6-350 kcmil	Horn	51.0	14.5	5.1	(2) HD Openings	H659-0121	5	200	UA5719-KPGP ⑤	-
Ringless	OH/UG	(2) 1/0-600 kcmil	#6-350 kcmil	Horn	51.0	14.5	5.1	(2) HD Openings	H659-0121	5	200	UA5719-KPRG	-
Ringless	OH/UG	(2) 1/0-600 kcmil	#6-350 kcmil	Horn	51.0	14.5	5.1	(2) HD Openings	H659-0121	5	200	UA5719-KPZA ⑥	-
Ringless	OH/UG	(2) 1/0-600 kcmil	#6-350 kcmil	None	59.0	14.5	5.1	(2) HD Openings	H659-0121	6	200	UA6719-KG ①	UA6739-KG ①
Ringless	OH/UG	(2) 1/0-600 kcmil	#6-350 kcmil	None	59.0	14.5	5.1	(2) HD Cl. Plates	H659-0121	6	200	UA6719-MG ①	-
Ringless	OH/UG	(2) 1/0-600 kcmil	#6-350 kcmil	None	59.0	14.5	5.1	(2) HD Cl. Plates	H659-0121	6	200	UA6719-MGF ③	UA6739-MGF ③
Ringless	OH/UG	(2) 1/0-600 kcmil	#6-350 kcmil	Horn	59.0	14.5	5.1	(2) HD Openings	H659-0121	6	200	UA6719-KPQG ②	-
Ringless	OH/UG	(2) 1/0-600 kcmil	#6-350 kcmil	Horn	59.0	14.5	5.1	(2) HD Openings	H659-0121	6	200	UA6719-KPGP ⑤	-
Ringless	OH/UG	(2) 1/0-600 kcmil	#6-350 kcmil	Horn	59.0	14.5	5.1	(2) HD Openings	H659-0121	6	200	UA6719-KPRG	-
Ringless	OH/UG	(2) 1/0-600 kcmil	#6-350 kcmil	Horn	59.0	14.5	5.1	(2) HD Openings	H659-0121	6	200	UA6719-KPZA ⑥	-
Ring-Style	OH/UG	1/0-500 kcmil	#8-250 kcmil	None	28.0	14.0	5.3	HD Opening	H659-0121	2	200	UA2728-YMCO ④	-
Ring-Style	OH/UG	1/0-500 kcmil	#8-250 kcmil	None	38.0	14.0	5.3	HD Opening	H659-0121	3	200	UA3728-YMCO ④	-
Ring-Style	OH/UG	1/0-500 kcmil	#8-250 kcmil	None	48.0	14.0	5.3	HD Opening	H659-0121	4	200	UA4728-YMCO ④	-

① Ground lug included.

② 2 ground lugs included.

③ Stainless steel latch and hasp.

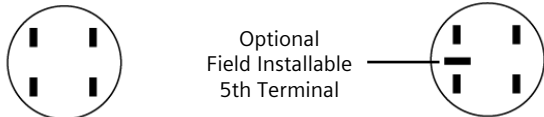
④ Lugs must be reversed for OH feed in the field.

⑤ 7/8" Barrel Lock Provision, KO and Bracket Installed.

⑥ 7/16" Barrel Lock Provision, KO and Bracket Installed.

GENERAL INFORMATION:

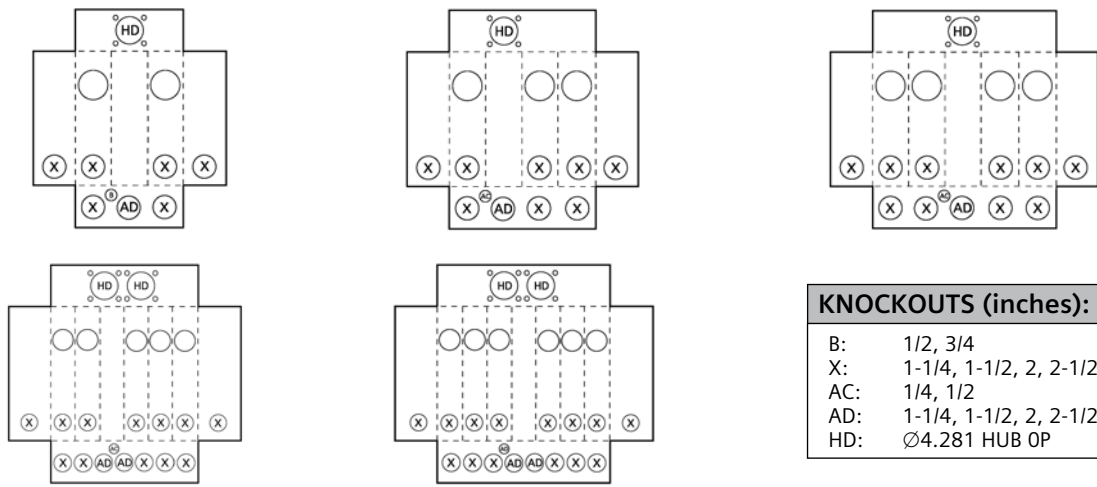
Capacity: 200 ampere continuous per position.
 Application: Single phase, 3 wire self-contained, convertible to five terminal.
 Enclosures: All enclosures shown here are ringless. All enclosures are available in either 16 gauge painted steel or .063 aluminum in natural finish. (For painted aluminum or ring-style enclosures, consult factory). All enclosures are NEMA type 3R.
 Bypass: Optional horn-type available. Consult factory.
 Terminals: Wiring terminals are lay-in style tin-plated extruded aluminum 6063-T6 or equivalent.
 UL: All sockets are available with UL label.
 ANSI-C12.7: All sockets meet or exceed ANSI-C12.7 standards.
 5th Terminal: Order kit 659-0121.



- Hub Options: First character after "-" in catalog number.
- | | | | |
|---|------------|---|------------------------|
| A | 1" hub | K | 2 large openings |
| B | 1-1/4" hub | M | 2 large CPs |
| C | 1-1/2" hub | N | Large-to-small adapter |
| D | 2" hub | O | Small opening |
| E | 2-1/2" hub | P | No hub opening |
| F | 3" hub | Y | Large opening |
| G | 3-1/2" hub | Z | Large CP |
| H | 4" hub | | |

NOTE: Small hub opening accepts interchangeable hubs from 1" to 2-1/2". Large hub opening accepts interchangeable hubs from 3" to 4". To adapt large opening to small opening, order catalog number 9747-1112 (steel) or 9747-1113 (aluminum).

200A MULTI-POSITION METER MOUNTING DEVICES



KNOCKOUTS (inches):

B:	1/2, 3/4
X:	1-1/4, 1-1/2, 2, 2-1/2
AC:	1/4, 1/2
AD:	1-1/4, 1-1/2, 2, 2-1/2, 3
HD:	Ø4.281 HUB OP

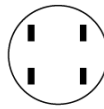
TYPE HQ/HQU 4 TERMINAL CLAMPING JAW LEVER BYPASS METER MOUNTING EQUIPMENT

Common Features

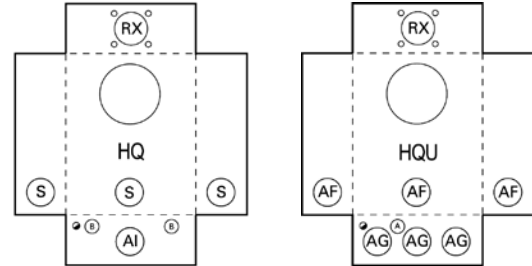
- 200A continuous duty rated
- Silver brazed meter jaw
- 100% rated lever bypass w/clamping action on meter
- Lay-in 350 kcmil max lugs
- Steel or aluminum construction
- Glass filled polyester block construction
- Field addable 5th terminal
- Track resistant lexan shield
- Plated copper current path
- Ringless style cover



40404-025



4 Terminal



KNOCKOUTS (inches):

- : 1/4
- A: 1/2
- S: 1, 1-1/4, 1-1/2, 2, 2-1/2
- AF: 1, 1-1/2, 2, 2-1/2, 3
- AG: 3/4, 1, 1-1/4, 1-1/2, 2, 2-1/2, 3
- RX: Ø2.750 HUB OP

Consult the factory for other available options such as, but not limited to 5th terminals, alternate hasp material, aluminum enclosures and special labeling.

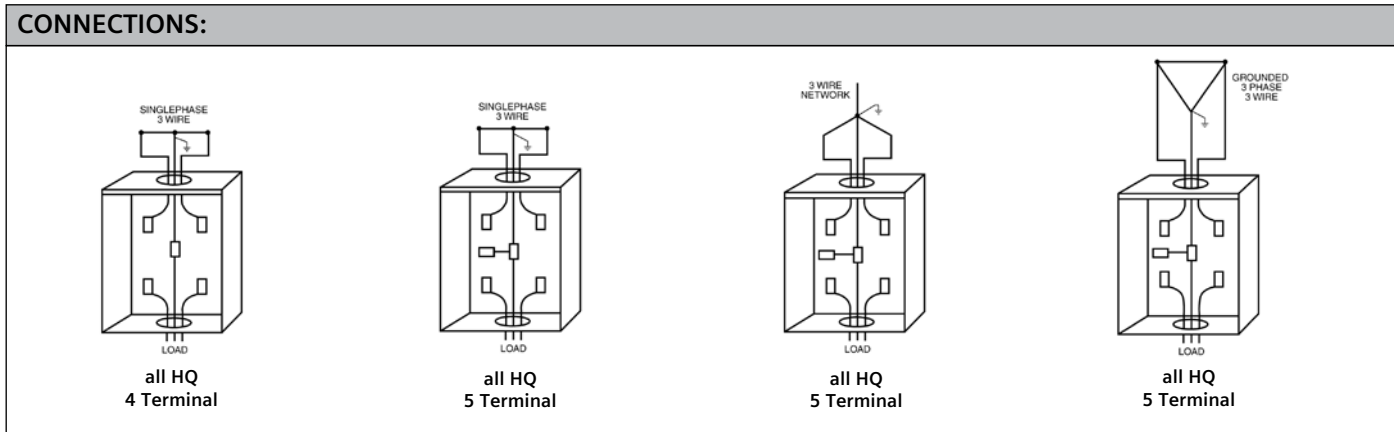
Cont. Ampere Rating	Service	Terminal Connector	Dimensions (in.)			Hub Opening	Barrel Lock KO Prov.	No. of Terminals	5th Jaw Kit ③	Catalog No.		Type
			W	H	D					Steel	Aluminum	
200	OH	#6-350 kcmil	10.0	17.5	5.2	RX Opening	N/A	4	H35815-2	40804-01QG ①	-	HQ
200	OH	#6-350 kcmil	10.0	17.5	5.2	RX Cl. Plate	N/A	4	H35815-2	40804-02	-	HQ
200	OH	#6-350 kcmil	10.0	17.5	5.2	RX Opening	N/A	4	H35815-2	40804-016 ①	-	HQ
200	OH	#6-350 kcmil	10.0	17.5	5.2	RX Opening	N/A	4	H35815-2	40804-01	-	HQ
200	OH	#6-350 kcmil	10.0	17.5	5.2	2" Hub Inst.	N/A	4	H35815-2	40824-02	41824-02	HQ
200	OH	#6-350 kcmil	10.0	17.5	5.2	2" Hub Inst.	N/A	4	H35815-2	40824-026 ①	-	HQ
200	OH	#6-350 kcmil	10.0	17.5	5.2	2" Hub Inst.	N/A	4	H35815-2	40824-0202	-	HQ
200	OH	#6-350 kcmil	10.0	17.5	5.2	2.5" Hub Inst.	N/A	4	H35815-2	40834-02	-	HQ
200	OH	#6-350 kcmil	10.0	17.5	5.2	2.5" Hub Inst.	N/A	4	H35815-2	40834-026 ①	-	HQ
200	OH/UG	#6-350 kcmil	13.0	19.0	5.2	RX Cl. Plate	N/A	4	H35815-2	40404-02QG ②	-	HQ
200	UG	#6-350 kcmil	10.0	17.0	5.2	Blank Top	N/A	4	H35815-2	40404-05	-	HQU
200	OH/UG	#6-350 kcmil	10.0	17.0	5.2	RX Opening	N/A	4	H35815-2	40404-015	41404-015F	HQU
200	OH/UG	#6-350 kcmil	10.0	17.0	5.2	RX Cl. Plate	N/A	4	H35815-2	40404-025	-	HQU
200	UG	#6-350 kcmil	13.0	19.0	5.2	Blank Top	N/A	4	H35815-2	40404-056 ①	-	HQU
200	OH/UG	#6-350 kcmil	13.0	19.0	5.2	RX Opening	N/A	4	H35815-2	40404-0150 ①	-	HQU
200	OH/UG	#6-350 kcmil	13.0	19.0	5.2	RX Cl. Plate	N/A	4	H35815-2	40404-0250 ①	-	HQU
200	UG	#6-350 kcmil	13.0	19.0	5.2	Blank Top	N/A	4	H35815-2	40404-9	-	HQU
200	UG	#6-350 kcmil	13.0	19.0	5.2	Blank Top	N/A	4	H35815-2	40404-906 ①	-	HQU
200	OH/UG	#6-350 kcmil	13.0	19.0	5.2	2" Hub Inst.	N/A	4	H35815-2	40424-025	-	HQU
200	OH/UG	#6-350 kcmil	13.0	19.0	5.2	2.5" Hub Inst.	N/A	4	H35815-2	40434-025	-	HQU

① Includes ground lug 36503, #14-2/0.

② Includes 2 ground lugs.

③ Kit includes new shield and 5th jaw at 9:00. Lead not included.

GENERAL INFORMATION:	
Capacity:	200 ampere continuous, 600 volts a.c.
Application:	Single phase 3 wire self-contained, 4 terminal (convertible to 5 terminal).
Enclosures:	Constructed of 16 gauge G90 galvanized steel and coated with light gray polyester powder coat finish for maximum corrosion protection. Consult factory for alternate .080 aluminum construction. Latches are made from series 300 stainless steel. All enclosures are NEMA type 3R.
Block Assembly:	Glass fiber reinforced polyester. High strength arc and track resistant.
Bypass:	Lever operated jaw release. Full 200 ampere rating. Moving lever up bypasses meter and releases pressure on meter jaws. Cover cannot be replaced with lever in bypass position.
Terminals:	Types HQ-4G and HQ-4GU are lay-in type with dome point screw. Rated for conductors from #6 to 350 MCM CU/AL.
Hubs:	Single removable gasketless hub, conforms to ANSI C12.7 specifications for interchangeability.
UL:	All units are UL listed.
Safety Shield:	Track resistant polycarbonate insulating safety shield provides added protection from accidental shorts and shocks.
Ground Lug:	Optional ground lug available. Consult factory.
Torque:	Wire connections: 400 in. - lbs.



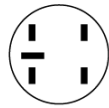
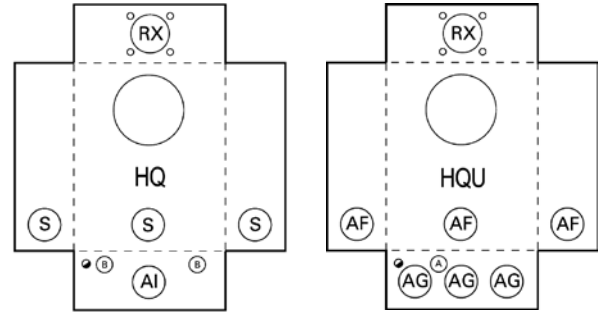
TYPE HQ/HQU/HQUW 5 TERMINAL CLAMPING JAW LEVER BYPASS METER MOUNTING EQUIPMENT

Common Features


- 200A continuous duty rated
- Silver brazed connections
- 100% rated lever bypass w/clamping action on meter
- Lay-in 350 kcmil max lugs
- Steel or aluminum construction
- Glass filled polyester block construction
- 5th terminal placement in 3/6/9 o'clock positions
- Track resistant lexan shield
- Plated copper current path
- Ringless style cover



40005-01F



5 Terminal



5 Terminal

KNOCKOUTS (inches):

- : 1/4
- A: 1/2
- S: 1, 1-1/4, 1-1/2, 2, 2-1/2
- AF: 1, 1-1/2, 2, 2-1/2, 3
- AG: 3/4, 1, 1-1/4, 1-1/2, 2, 2-1/2, 3
- AI: 1, 1-1/4, 1-1/2, 2, 2-1/2, 3
- RX: Ø2.750 HUB OP

Consult the factory for other available options such as, but not limited to insulated 5th terminals, alternate hasp material, aluminum enclosures, alternate 5th jaw placement and special labeling.

Cont. Amp Rating	Service	Terminal Connector	Dimensions (in.)			Hub Opening	Barrel Lock KO Prov.	No. of Terminals	5th Jaw Position	Catalog Numbers		Type
			W	H	D					Steel	Aluminum	
200	OH	#6-350 kcmil	10.0	17.5	5.2	3" Hub Inst.	N/A	5	6:00	40045 ①	-	HQ
200	OH	#6-350 kcmil	10.0	17.5	5.2	RX Opening	N/A	5	6:00	40005-01 ①	-	HQ
200	OH	#6-350 kcmil	10.0	17.5	5.2	RX Opening	N/A	5	9:00	40005-013 ①	-	HQ
200	OH	#6-350 kcmil	10.0	17.5	5.2	RX Opening	N/A	5	9:00	40005-01F ①④	41005-01F ①④	HQ
200	OH	#6-350 kcmil	10.0	17.5	5.2	RX Opening	7/16"	5	6:00	40005-01NU ①	-	HQ
200	OH	#6-350 kcmil	10.0	17.5	5.2	RX Opening	N/A	5	6:00	40005-01QG ②	-	HQ
200	OH	#6-350 kcmil	10.0	17.5	5.2	RX Opening	7/16"	5	6:00	40005-02 ①	-	HQ
200	OH	#6-350 kcmil	10.0	17.5	5.2	RX Opening	N/A	5	6:00	40005-02F ①④	-	HQ
200	OH	#6-350 kcmil	10.0	17.5	5.2	RX Opening	7/16"	5	9:00	40005-02NU	-	HQ
125	OH	#6-350 kcmil	10.0	17.5	5.2	RX Opening	N/A	5	6:00	40005-B2F ①④	-	HQ
200	OH	#6-350 kcmil	10.0	17.5	5.2	2" Hub Inst.	N/A	5	6:00	40025-02 ①	-	HQ
200	OH	#6-350 kcmil	10.0	17.5	5.2	2" Hub Inst.	N/A	5	9:00	40025-02F ①④	-	HQ
200	OH	#6-350 kcmil	10.0	17.5	5.2	2" Hub Inst.	7/8"	5	9:00	40025-02SP	-	HQ
200	OH	#6-350 kcmil	10.0	17.5	5.2	2.5" Hub Inst.	N/A	5	6:00	40035-02 ①	41035-02 ①	HQ
200	OH	#6-350 kcmil	10.0	17.5	5.2	1.25" Hub Inst.	N/A	5	6:00	40095-0202 ①	-	HQ
200	OH/UG	#6-350 kcmil	13.0	19.0	5.2	RX Opening	7/16"	5	9:00	40405-02NU	-	HQU
200	OH/UG	#6-350 kcmil	13.0	19.0	5.2	RX Opening	7/16"	5	6:00	40405-01NU ①	-	HQU
200	OH/UG	#6-350 kcmil	13.0	19.0	5.2	RX Cl. Plate	N/A	5	6:00	40405-02CD	-	HQU
200	OH/UG	#6-350 kcmil	13.0	19.0	5.2	RX Opening	7/8"	5	9:00	40405-02CO	-	HQU
200	OH/UG	#6-350 kcmil	13.0	19.0	5.2	RX Opening	N/A	5	6:00	40405-02QG ②	-	HQU
200	OH/UG	#6-350 kcmil	13.0	19.0	5.2	RX Cl. Plate	7/8"	5	9:00	40405-02SP	-	HQU
200	UG	#6-350 kcmil	13.0	19.0	5.2	Blank Top	N/A	5	6:00	40405-05 ①	-	HQU
200	OH/UG	#6-350 kcmil	13.0	19.0	5.2	RX Opening	N/A	5	6:00	40405-015 ①	-	HQU
200	OH/UG	#6-350 kcmil	13.0	19.0	5.2	RX Opening	N/A	5	6:00	40405-015F ①④	41405-015F ①④	HQU
200	OH/UG	#6-350 kcmil	13.0	19.0	5.2	RX Cl. Plate	N/A	5	6:00	40405-025 ①	-	HQU
200	OH/UG	#6-350 kcmil	13.0	19.0	5.2	RX Cl. Plate	N/A	5	9:00	40405-025F ①④	41405-025F ①④	HQU
200	OH/UG	#6-350 kcmil	13.0	19.0	5.2	RX Cl. Plate	N/A	5	6:00	-	41405-02PT ①③	HQU
200	OH/UG	#6-350 kcmil	13.0	19.0	5.2	2.5" Hub Inst.	N/A	5	6:00	40435-025 ①	-	HQU
200	OH/UG	#6-350 kcmil	16.0	22.0	5.2	RX Cl. Plate	7/16"	5	9:00	48805-02NU ①	-	HQUW

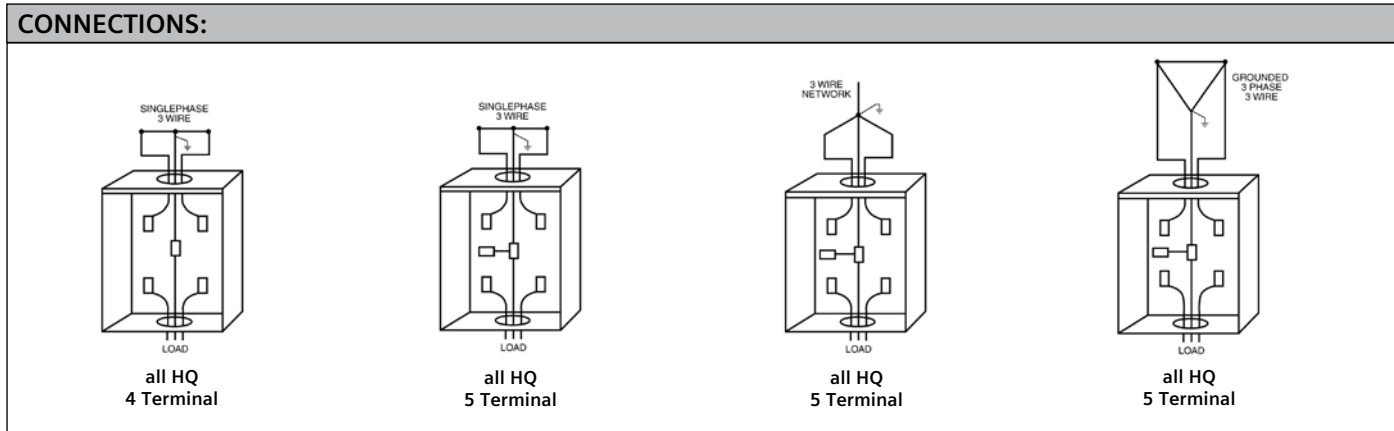
① Includes ground lug 36503, #14-2/0.

② Includes 2 ground lugs.

③ Painted aluminum.

④ Stainless steel latch and hasp.

GENERAL INFORMATION:	
Capacity:	200 ampere continuous, 600 volts a.c.
Application:	Single phase 3 wire self-contained, 5 terminal. 3 phase, 3 wire when used with isolated neutral.
Enclosures:	Constructed of 16 gauge G90 galvanized steel and coated with light gray polyester powder coat finish for maximum corrosion protection. Consult factory for alternate .080 aluminum construction. Latches are made from series 300 stainless steel.
Block Assembly:	Glass fiber reinforced polyester. High strength arc and track resistant. All enclosures are NEMA type 3R.
Bypass:	Lever operated jaw release. Full 200 ampere rating. Moving lever up bypasses meter and releases pressure on meter jaws. Cover cannot be replaced with lever in bypass position.
Terminals:	Types HQ-5 and HQ-5U are lay-in type with dome point screw. Rated for conductors from #6 to 350 MCM CU/AL.
Hubs:	Single removable gasketless hub, conforms to ANSI C12.7 specifications for interchangeability.
UL:	All units are UL listed.
Safety Shield:	Track resistant polycarbonate insulating safety shield provides added protection from accidental shorts and shocks.
Ground Lug:	Optional ground lug available. Consult factory.
Torque:	Wire connections: 400 in. - lbs.



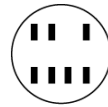
TYPE HQ/HQU 7 TERMINAL CLAMPING JAW LEVER BYPASS METER MOUNTING EQUIPMENT

Common Features

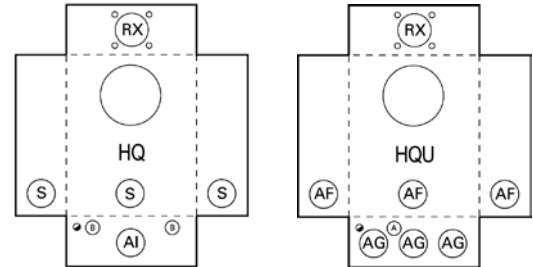
- 200A continuous duty rated
- Silver brazed connections
- 100% rated lever bypass w/clamping action on meter
- Lay-in 350 kcmil max lugs
- Steel or aluminum construction
- Glass filled polyester block construction
- Track resistant lexan shield
- Plated copper current path
- Ringless style cover



40407-025



7 Terminal



KNOCKOUTS (inches):

- : 1/4
- A: 1/2
- S: 1, 1-1/4, 1-1/2, 2, 2-1/2
- AF: 1, 1-1/2, 2, 2-1/2, 3
- AG: 3/4, 1, 1-1/4, 1-1/2, 2, 2-1/2, 3
- RX: Ø2.750 HUB OP

Consult the factory for other available options such as, but not limited to alternate hasp material, aluminum enclosures, hubs, alternate enclosure sizes and special labeling.

Cont. Amp No. of	Terminal Catalog Numbers	Dimensions (in.)	Hub	Barrel Lock							
Rating	Service Steel	Connector Aluminum	W	H	D	Opening	KO Prov.				
200	OH	#6-350 kcmil	10.0	17.5	5.2	3" Hub Inst.	N/A	7	40047	-	HQ
200	OH	#6-350 kcmil	10.0	17.5	5.2	RX Opening	N/A	7	40007-01	-	HQ
200	OH	#6-350 kcmil	10.0	17.5	5.2	RX Opening	N/A	7	40007-016	-	HQ
200	OH	#6-350 kcmil	10.0	17.5	5.2	RX Opening	N/A	7	40007-01F ①④	41007-01F ①④	HQ
200	OH	#6-350 kcmil	10.0	17.5	5.2	RX Opening	7/8"	7	40007-01GP ①	-	HQ
200	OH	#6-350 kcmil	10.0	17.5	5.2	RX Opening	7/8"	7	40007-01NM	-	HQ
200	OH	#6-350 kcmil	10.0	17.5	5.2	RX Opening	7/16"	7	40007-01NU ①	-	HQ
200	OH	#6-350 kcmil	10.0	17.5	5.2	RX Opening	N/A	7	40007-01QG ②	-	HQ
200	OH	#6-350 kcmil	10.0	17.5	5.2	RX Cl. Plate	N/A	7	40007-02	-	HQ
200	OH	#6-350 kcmil	10.0	17.5	5.2	2" Hub Inst.	N/A	7	40027-02	-	HQ
200	OH	#6-350 kcmil	10.0	17.5	5.2	2.5" Hub Inst.	N/A	7	40037-02	-	HQ
200	OH/UG	#6-350 kcmil	13.0	19.0	5.2	RX Opening	N/A	7	40407-015	-	HQU
200	OH/UG	#6-350 kcmil	13.0	19.0	5.2	RX Opening	N/A	7	40407-015F ①④	41407-015F ①④	HQU
200	OH/UG	#6-350 kcmil	13.0	19.0	5.2	RX Opening	7/16"	7	40407-01NU ①	-	HQU
200	OH/UG	#6-350 kcmil	13.0	19.0	5.2	RX Cl. Plate	7/8"	7	40407-025P	-	HQU
200	OH/UG	#6-350 kcmil	13.0	19.0	5.2	RX Cl. Plate	N/A	7	40407-025	-	HQU
200	OH/UG	#6-350 kcmil	13.0	19.0	5.2	RX Cl. Plate	N/A	7	40407-0250 ①	-	HQU
200	OH/UG	#6-350 kcmil	13.0	19.0	5.2	RX Cl. Plate	N/A	7	40407-025F ①④	41407-025F ①④	HQU
200	OH/UG	#6-350 kcmil	13.0	19.0	5.2	RX Cl. Plate	7/8"	7	40407-02CO	-	HQU
200	OH/UG	#6-350 kcmil	13.0	19.0	5.2	RX Cl. Plate	N/A	7	40407-02QG ②	-	HQU
200	UG	#6-350 kcmil	13.0	19.0	5.2	Blank Top	N/A	7	40407-05	-	HQU
200	UG	#6-350 kcmil	13.0	19.0	5.2	Blank Top	N/A	7	40407-056	-	HQU
200	UG	#6-350 kcmil	13.0	19.0	5.2	Blank Top	N/A	7	40407-9	-	HQU
200	UG	#6-350 kcmil	13.0	19.0	5.2	Blank Top	N/A	7	40407-906 ①	-	HQU
200	OH/UG	#6-350 kcmil	13.0	19.0	5.2	RX Cl. Plate	N/A	7	40417-025	-	HQU
200	OH/UG	#6-350 kcmil	13.0	19.0	5.2	2" Hub Inst.	N/A	7	40427-025	-	HQU
200	OH/UG	#6-350 kcmil	13.0	19.0	5.2	2.5" Hub Inst.	N/A	7	40437-025	-	HQU
200	OH/UG	#6-350 kcmil	13.0	19.0	5.2	RX Cl. Plate	N/A	7	-	41407-01PT ①③	HQU
200	OH/UG	#6-350 kcmil	13.0	19.0	5.2	RX Cl. Plate	N/A	7	-	41407-02PT ①③	HQU
200	OH/UG	#6-350 kcmil	13.0	19.0	5.2	HD Opening (large)	N/A	7	44307-9102	-	HQU
200	OH/UG	#6-350 kcmil	13.0	19.0	5.2	HD Opening (large)	N/A	7	44307-92	-	HQU

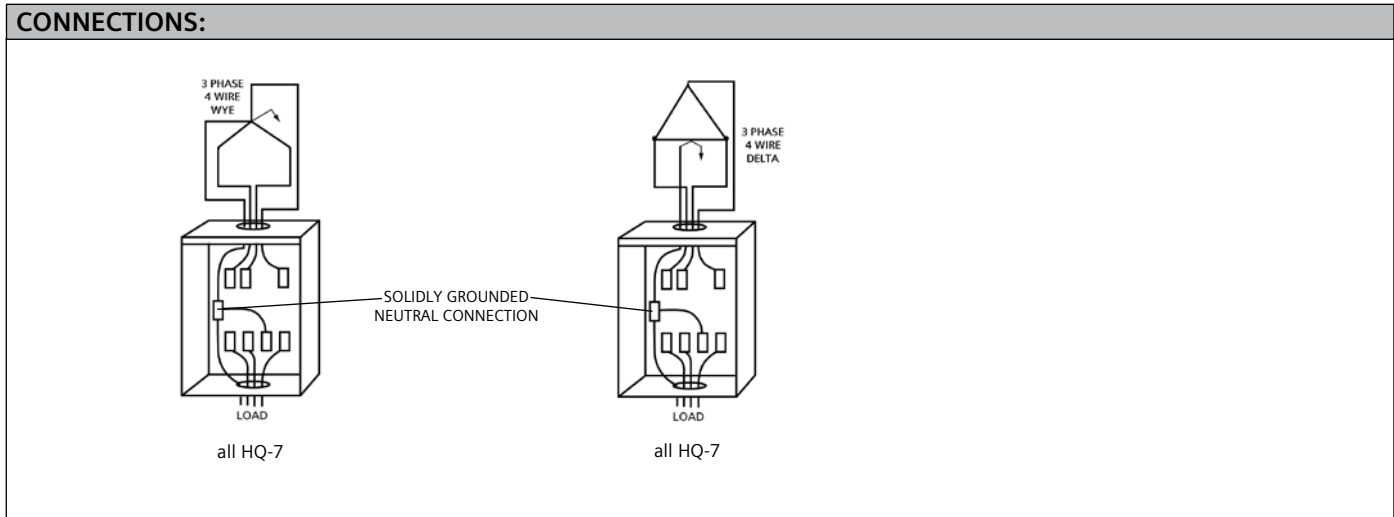
① Includes ground lug 36503, #14-2/0.

② Includes 2 ground lugs.

③ Painted aluminum.

④ Stainless steel latch and hasp.

GENERAL INFORMATION:	
Capacity:	200 ampere continuous, 600 volts a.c.
Application:	3 phase, 4 wire wye or 4 wire delta services using self-contained Class 100 or Class 200 meters.
Enclosures:	Ringless cover. Constructed of 16 gauge galvanized steel with polyester powder finish, suitable for indoor or outdoor installations. Also available in 12 gauge aluminum. All enclosures are NEMA type 3R.
Block Assembly:	Glass fiber reinforced polyester. High strength arc and track resistant.
Bypass:	Lever operated jaw release. Full 200 ampere bypass capacity. Moving lever up closes bypass and releases pressure on meter terminals. Cover cannot be replaced with lever in bypassed position.
Terminals:	Lay-in type with dome point screw. Conservatively rated at 200 amperes, terminals will accommodate conductors from #1 to 350 MCM copper or aluminum.
Hubs:	Single removable gasketless hub, cover plate or no hub. Hubs and cover plate are interchangeable.
UL:	All units are UL listed for use on loads up to 200 amperes; 600 volts a.c.
Safety Shield:	Polycarbonate track resistant insulating safety shield provides protection from accidental shorts and shocks.
Torque:	Wire connections: 400 in. - lbs.




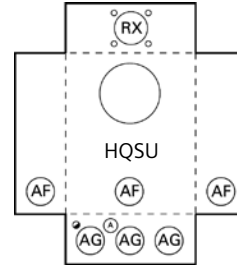
TYPE HQSU CLAMPING JAW LEVER BYPASS METER MOUNTING EQUIPMENT

Common Features


- 200A continuous duty rated
- Silver brazed connections
- 100% rated lever bypass w/clamping action on meter
- 3/8" stud connection - available with bolt -on lugs
- Steel or aluminum construction
- Glass filled polyester block construction
- Track resistant lexan shield
- Plated copper current path
- Ringless style cover



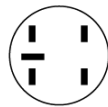
42505-025



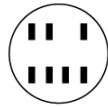
4 Terminal



5 Terminal



5 Terminal



7 Terminal

Consult the factory for other available options such as, but not limited to alternate hasp material, aluminum enclosures, hubs, alternate enclosure sizes, and special labeling.

KNOCKOUTS (inches):

- : 1/4
- A: 1/2
- S: 1, 1-1/4, 1-1/2, 2, 2-1/2
- AF: 1, 1-1/2, 2, 2-1/2, 3
- AG: 3/4, 1, 1-1/4, 1-1/2, 2, 2-1/2, 3
- RX: Ø2.750 HUB OP

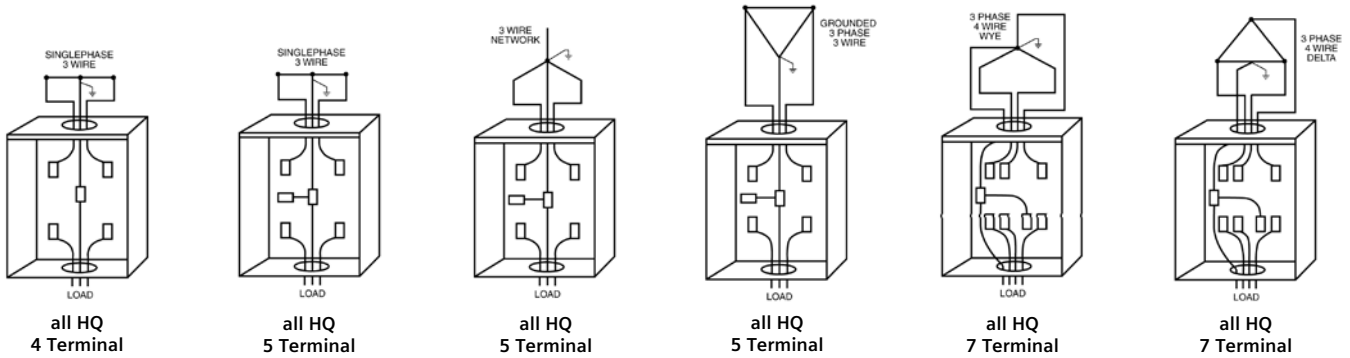
Continuous Ampere Rating	Service	Terminal Connector	Dimensions (inches)			Hub Opening	Barrel Lock KO Prov.	No. of Terminals	Catalog Number	Type
			W	H	D					
200	OH/UG	#6-350 kcmil (55890)	13.0	19.0	5.2	RX Cl. Plate	N/A	4	9804-8714	HQSU
200	OH/UG	(2) #6-250 kcmil	13.0	19.0	5.2	RX Cl. Plate	N/A	4	9804-8715	HQSU
200	OH/UG	3/8-24 Stud	13.0	19.0	5.2	2.5" Hub Installed	N/A	4	9804-8716	HQSU
200	OH/UG	#6-350 kcmil (55890)	13.0	19.0	5.2	2.5" Hub Installed	N/A	4	9804-8717	HQSU
200	OH/UG	(2) #6-250 kcmil	13.0	19.0	5.2	2.5" Hub Installed	N/A	4	9804-8718	HQSU
200	UG	#6-350 kcmil (55890)	13.0	19.0	5.2	Blank Top	N/A	4	9804-8739	HQSU
200	OH/UG	#6-350 kcmil (55890)	13.0	19.0	5.2	2" Hub Installed	N/A	4	9804-8740	HQSU
200	OH/UG	(2) #6-250 kcmil	13.0	19.0	5.2	RX Cl. Plate	N/A	4	9804-8745	HQSU
200	OH/UG	3/8-24 Stud	13.0	19.0	5.2	RX Cl. Plate	N/A	4	42504-025	HQSU
200	OH/UG	3/8-24 Stud	13.0	19.0	5.2	RX Cl. Plate	N/A	4	42504-0250 ①	HQSU
200	OH/UG	3/8-24 Stud	13.0	19.0	5.2	RX Cl. Plate	N/A	5	42505-025	HQSU
200	OH/UG	#6-350 kcmil (55890)	13.0	19.0	5.2	RX Cl. Plate	N/A	5	42505-0251	HQSU
200	OH/UG	3/8-24 Stud	13.0	19.0	5.2	RX Cl. Plate	7/8"	5	42505-02RG	HQSU
200	UG	3/8-24 Stud	13.0	19.0	5.2	Blank Top	N/A	5	42505-05	HQSU
200	OH/UG	#6-350 kcmil (55890)	13.0	19.0	5.2	2" Hub Installed	N/A	5	42525-0251	HQSU
200	OH/UG	#6-350 kcmil (55890)	13.0	19.0	5.2	RX Opening	N/A	7	42507-0151	HQSU
200	OH/UG	#6-350 kcmil (55890)	13.0	19.0	5.2	RX Opening	N/A	7	42507-0161 ①	HQSU
200	OH/UG	3/8-24 Stud	13.0	19.0	5.2	RX Cl. Plate	N/A	7	42507-025	HQSU
200	OH/UG	#6-350 kcmil (55890)	13.0	19.0	5.2	RX Cl. Plate	N/A	7	42507-0251	HQSU
200	OH/UG	3/8-24 Stud	13.0	19.0	5.2	RX Cl. Plate	7/8"	7	42507-02NM	HQSU
200	UG	3/8-24 Stud	13.0	19.0	5.2	Blank Top	N/A	7	42507-05	HQSU
200	UG	#6-350 kcmil (55890)	13.0	19.0	5.2	Blank Top	N/A	7	42507-9001	HQSU
200	OH/UG	#6-350 kcmil (55890)	13.0	19.0	5.2	2" Hub Installed	N/A	7	42527-0251	HQSU
200	OH/UG	#6-350 kcmil (55890)	13.0	19.0	5.2	2.5" Hub Installed	N/A	7	42537-0251	HQSU
200	OH/UG	#6-350 kcmil (55890)	13.0	19.0	5.2	HD Opening (large)	N/A	7	44407-0161 ①	HQSU

① Includes ground lug 36503, #14-2/0.

GENERAL INFORMATION:

Capacity: 200 ampere - 600 volts a.c.
 Application: 4 Jaw: 1 phase, 3 wire, 5 Jaw: 1 or 3 phase, 3 wire, 7 Jaw: 3 phase, 4 wire
 Enclosures: Adequately dimensioned for ease in wiring and constructed of 16 gauge steel with polyester powder coat finish for indoor or outdoor installations. Also available in 12 gauge aluminum upon request. All enclosures are NEMA type 3R.
 Block Assembly: Glass fiber reinforced polyester plastic. High strength arc and track resistant.
 Bypass: Lever operated - full 200 ampere rating. Moving lever up closes bypass and releases pressure on meter terminals. Cover can not be replaced with lever in bypassed position.
 Terminals: 3/8" x 3/4" cold headed cadmium plated steel studs to accommodate various screw type or compression lugs for conductors to 350 MCM. Tin plated copper mounting plate is compatible with aluminum or copper lugs. Type HQ-4SU are 3/8" - 24 x 3/4" plated steel studs to accommodate various screw-type or compression lugs up to single 350 MCM or parallel 250 MCM.
 Hubs: No hub. 1 1/2", 2" and 2 1/2" single removable hub construction. Interchangeable hubs and hub opening cover plates create a "universal" mounting device for both underground and overhead service applications.
 UL: Units with 425/444 prefix are UL listed.
 Safety Shield: Polycarbonate track resistant transparent insulating safety shield provides protection from accidental shorts and shocks.
 Torque: Lug connections: 400 in. - lbs., Wire connections: 300 in. - lbs.

CONNECTIONS:



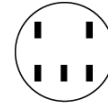
TYPE HQND 5 TERMINAL CLAMPING JAW LEVER BYPASS METER MOUNTING EQUIPMENT W/NEUTRAL DISCONNECT

Common Features

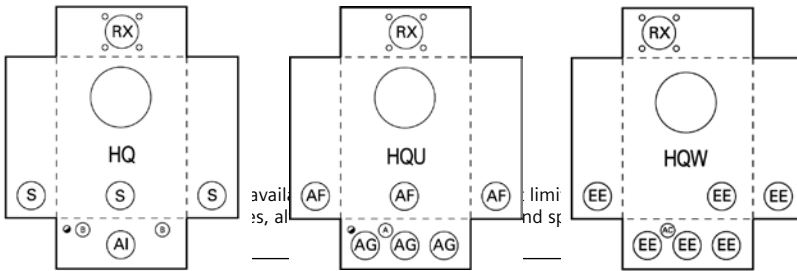
- Isolated neutral with disconnect capability for use on 3 phase, 3 wire systems
- 200A continuous duty rated
- Silver brazed connections
- 100% rated lever bypass w/clamping action on meter
- Lay-in 350 kcmil max lugs
- Steel or aluminum construction
- Glass filled polyester block construction
- Track-resistant lexan shield
- Plated copper current path
- Ringless style cover



9804-8592



5 Terminal



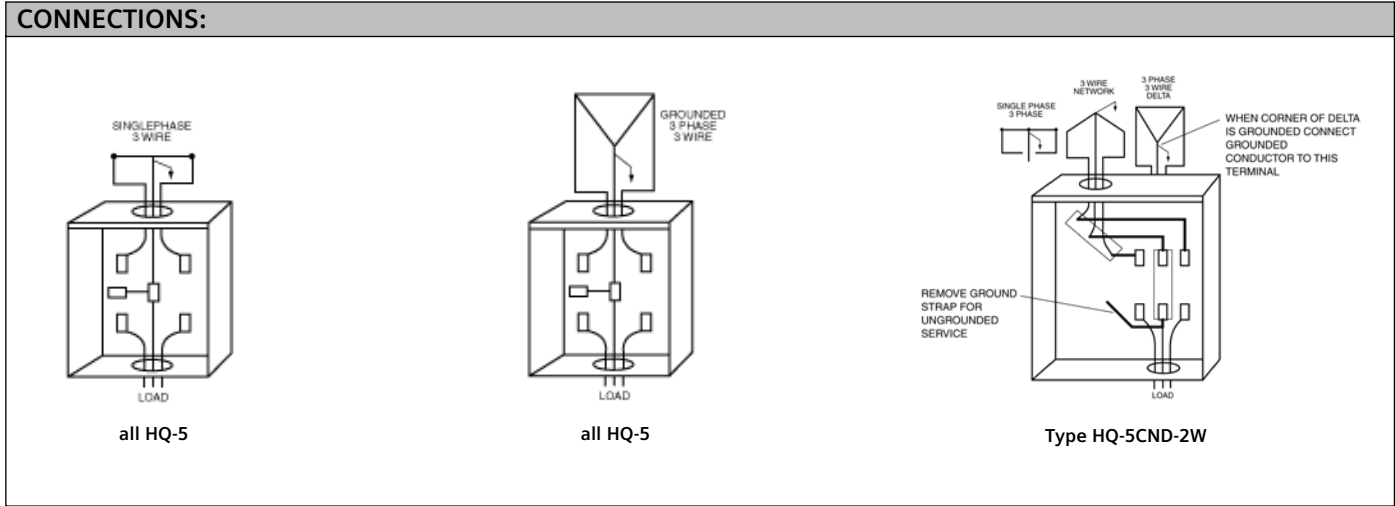
KNOCKOUTS (inches):

- : 1/4
- A: 1/2
- S: 1, 1-1/4, 1-1/2, 2, 2-1/2
- AC: 1/4, 1/2
- AF: 1, 1-1/2, 2, 2-1/2, 3
- AG: 3/4, 1, 1-1/4, 1-1/2, 2, 2-1/2, 3
- EE: 2, 2-1/2, 3
- RX: Ø2.750 HUB OP

Cont.														
Amp. Jaw	Service	Line	Terminal Connectors Catalog No.	Enclosure	Dimensions (in.)			Hub Barrel Lock	No. of	5th				
Rating			Line	Load	W	H	D	Opening	KO Prov.	Term.	Position	Steel	Material	Type
200	OH	#6-350 kcmil	#6-350 kcmil	#6-350 kcmil	10.0	17.5	5.2	2" Hub Inst.	N/A	5	6:00	9804-8578 ①	Steel	HQND
200	OH	#6-350 kcmil	#6-350 kcmil	#6-350 kcmil	10.0	17.5	5.2	2.5" Hub Inst.	N/A	5	6:00	9804-8579 ①	Steel	HQND
200	OH	#6-350 kcmil	#6-350 kcmil	#6-350 kcmil	10.0	17.5	5.2	RX Cl. Plate	N/A	5	6:00	9804-8583 ①	Steel	HQND
200	OH	#6-350 kcmil	#6-350 kcmil	#6-350 kcmil	10.0	17.5	5.2	2-2.5" Hubs Inst.	N/A	5	6:00	9804-8582 ①	Steel	HQND
200	OH	#6-350 kcmil	#6-350 kcmil	#6-350 kcmil	10.0	17.5	5.2	2" Hub Inst.	N/A	5	6:00	9804-8596 ①	Alum	HQND
200	OH	#6-350 kcmil	#6-350 kcmil	#6-350 kcmil	10.0	17.5	5.2	2" Hub Inst.	N/A	5	6:00	9804-8736 ①③	Alum	HQND
200	OH	#6-350 kcmil	#6-350 kcmil	#6-350 kcmil	10.0	17.5	5.2	2" Hub Inst.	N/A	5	6:00	9804-9106 ①	Steel	HQND
200	OH/UG	#6-350 kcmil	#6-350 kcmil	#6-350 kcmil	13.0	19.0	5.2	RX Cl. Plate	N/A	5	6:00	9804-8586 ①	Steel	HQNDU
200	OH/UG	#6-350 kcmil	#6-350 kcmil	#6-350 kcmil	13.0	19.0	5.2	RX Opening	N/A	5	6:00	9804-8591 ①	Steel	HQNDU
200	OH/UG	#6-350 kcmil	#6-350 kcmil	#6-350 kcmil	13.0	19.0	5.2	RX Cl. Plate	N/A	5	6:00	9804-8592 ①	Steel	HQNDU
200	OH/UG	#6-350 kcmil	#6-350 kcmil	#6-350 kcmil	13.0	19.0	5.2	2" Hub Inst.	N/A	5	6:00	9804-9085 ①②	Steel	HQNDU
200	OH/UG	3/8-24 Stud	#6-350 kcmil	#6-350 kcmil	16.0	20.0	5.0	RX Cl. Plate	N/A	5	6:00	9804-8986	Steel	HQ5CND-2W
200	OH/UG	#6-350 kcmil	#6-350 kcmil	#6-350 kcmil	16.0	20.0	5.0	RX Cl. Plate	N/A	5	6:00	9804-8991 ④	Steel	HQ5CND-2W
200	OH/UG	#6-350 kcmil	#6-350 kcmil	#6-350 kcmil	16.0	20.0	5.0	RX Cl. Plate	N/A	5	6:00	9804-9127 ①④	Steel	HQ5CND-2W

① Includes ground lug 36503, #14-2/0.
 ② Bonded neutral also included.
 ③ 480V warning label included.
 ④ Line side lugs are 55890-1.

GENERAL INFORMATION:	
Capacity:	200 ampere continuous - 600 volts a.c.
Application:	1 or 3 phase, 3 wire and 3 wire network services using self-contained Class 100 or Class 200 meters (ANSI form 125). The HQ-5ND and HQ-5NDU devices are specifically designed for 3 phase, 3 wire ungrounded services when it is desirable to open the common phase and remove potential from the load when the meter is removed. The center phase is equipped with a 200 amp sliding clamp disconnect that is operable by a nut and captive Belleville washer.
Enclosures:	Ringless cover. Constructed of 16 gauge galvanized steel with polyester powder coat suitable for indoor or outdoor installation. Also available in 12 gauge aluminum upon request. All enclosures are NEMA type 3R.
Block Assembly:	Glass fiber reinforced polyester. High strength arc and track resistant.
Bypass:	Lever operated jaw release. Full 200 ampere capacity. Moving lever up closes bypass and releases pressure on meter terminals. Cover cannot be replaced with lever in bypassed position.
Terminals:	Lay-in type with dome point screw. Conservatively rated at 200 amperes, terminals will accommodate conductors from #1 to 350 MCM copper or aluminum.
Hubs:	Single removable gasketless hub, cover plate or no hub. Hubs and cover plate are interchangeable.
UL:	These mounting devices are listed by UL for use on loads up to 200 amp 600 volts a.c.
Safety Shield:	Track resistant polycarbonate insulating safety shield provides protection from accidental shorts and shocks.



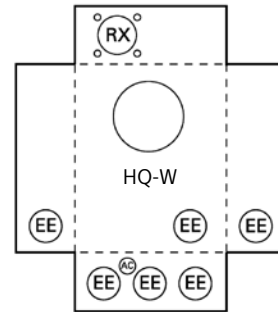
TYPE HQW 4, 5, 7 TERMINAL CLAMPING JAW LEVER BYPASS METER MOUNTING EQUIPMENT

Common Features

- Offset side wire design
- 200A continuous duty rated
- Silver brazed connections
- 100% rated lever bypass w/clamping action on meter
- 350 kcmil max lugs or 3/8" stud connections
- Steel or aluminum construction
- Glass filled polyester block construction
- Track resistant lexan shield
- Plated copper current path
- Ringless style cover




9804-9142

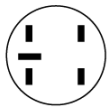


KNOCKOUTS (inches):

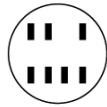
AC: 1/4, 1/2
 EE: 2, 2-1/2, 3
 RX: Ø2.750 HUB OP



4 Terminal



5 Terminal



7 Terminal

Consult the factory for other available options such as, but not limited to alternate hasp material, aluminum enclosures, 5 terminal devices and special labeling.

Cont.													
Amp Rating	Service	Terminal Line	Connector Load	Dimensions (in.)			Hub Opening	Barrel Lock KO Prov.	No. of Terminals	5th Jaw Kit	Catalog Number	Enclosure Material	Enclosure Type
200	OH/UG	3/8-24 Stud	3/8-24 Stud	16.0	20.0	5.0	RX Cl. Plate	N/A	4	H35815-2	9804-8926	Steel	HQ4SW
200	OH/UG	3/8-24 Stud	#6-350 kcmil	16.0	20.0	5.0	RX Cl. Plate	N/A	4	H35815-2	9804-8946 ③	Steel	HQ4-2W
200	OH/UG	3/8-24 Stud	#6-350 kcmil	16.0	20.0	5.0	RX Cl. Plate	N/A	4	H35815-2	9804-8947 ③⑥	Steel	HQ4-2W
200	OH/UG	#6-350 kcmil	#6-350 kcmil	16.0	20.0	5.0	RX Cl. Plate	N/A	4	H35815-2	9804-8951 ①②	Steel	HQ4-2W
200	OH/UG	#6-350 kcmil	(2) #6-350 kcmil	16.0	20.0	5.0	RX Cl. Plate	N/A	4	H35815-2	9804-9124 ②④	Steel	HQ4SW
200	OH/UG	3/8-24 Stud	3/8-24 Stud	16.0	20.0	5.0	RX Cl. Plate	N/A	7	N/A	9804-9006	Steel	HQ7SW
200	OH/UG	3/8-24 Stud	#6-350 kcmil	16.0	20.0	5.0	RX Cl. Plate	N/A	7	N/A	9804-9026	Steel	HQ7-2W
200	OH/UG	3/8-24 Stud	#6-350 kcmil	16.0	20.0	5.0	2.5" Hub Inst.	N/A	7	N/A	9804-9027	Steel	HQ7-2W
200	OH/UG	#6-350 kcmil	#6-350 kcmil	16.0	20.0	5.0	RX Cl. Plate	N/A	7	N/A	9804-9031 ①③	Steel	HQ7-2W
200	OH/UG	#6-350 kcmil	#6-350 kcmil	16.0	20.0	5.0	RX Cl. Plate	N/A	7	N/A	9804-9034 ①②	Steel	HQ7-2W
200	OH/UG	3/8-24 Stud	#6-350 kcmil	16.0	20.0	5.0	RX Cl. Plate	N/A	7	N/A	9804-9096	Steel	HQ7-2W
200	OH/UG	#6-350 kcmil	#6-350 kcmil	16.0	20.0	5.0	RX Cl. Plate	N/A	7	N/A	9804-9126 ①③	Steel	HQ7-2W
200	OH/UG	#4-600 kcmil	#6-350 kcmil	16.0	20.0	5.0	RX Cl. Plate	7/8"	7	N/A	9804-9142 ⑤	Steel	HQ7-2W

① Left side studs with lug 55890-1 installed.

② Off-set socket - no bussing.

③ Ground lug, 36503, included

④ Line and load studs with 55890-1 and 56732-2 lugs installed.

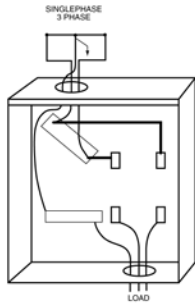
⑤ Line side studs with lug 60162 installed.

⑥ Neutral lug included - #55890.

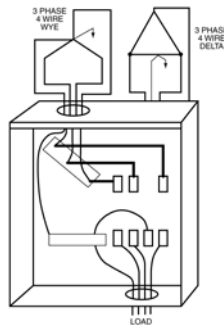
GENERAL INFORMATION:

Capacity: 200 ampere, 600 volts a.c.
Application: Single phase, 3 wire, 1, 2 or 3 phase, 3 wire, 3 phase, 4 wire wye or delta
Enclosures: Outdoor enclosure #16 gauge galvanized steel with polyester powder coat finish.
Block Assembly: Glass fiber reinforced polyester. High strength arc and track resistant.
Bypass: Lever-arm bypass with jaw tension release. Cover cannot be closed with lever in bypass position. NOTE: Bypass is not for use as a circuit interrupter.
Terminals: Stud-type terminals with lay-in or stud-type load terminals. Stud-type terminals are 3/8" - 24, zinc-plated steel studs with Belleville washer nut assemblies for copper or aluminum lugs with up to 1/2" thick mounting tongue. Recommended lugs: Talon numbers 57606, 57606-1, 55890, 55890-1, 58022. Lay-in type terminals with dome point screws are for copper or aluminum wire from #1 AWG to 350 MCM.
UL: All units are UL listed.
Safety Shield: Track resistant polycarbonate safety shield provides protection against accidental shorts and shocks.

CONNECTIONS:



Type HQ-4-2W or HQ-4SW



Type HQ-7-2W or HQ-7SW

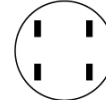
TYPE HQ-4S 200A MULTI-POSITION LEVER BYPASS METER MOUNTING DEVICES

Common Features

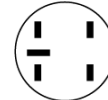
- 200A/Position Continuous Duty
- 600 V AC Max Rating
- Lay-in 500 KCMIL line lugs
- High quality HQ lever bypass block
- 5th terminal installed on single phase devices
- Barrel lock knock out and bracket
- Hub enclosure plate installed
- Removable load side lugs
- Overhead/Underground capability



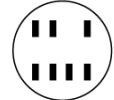
404052-023NU



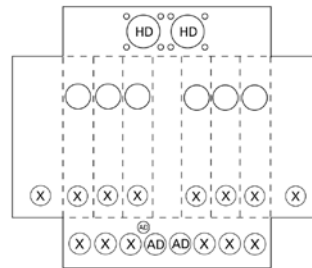
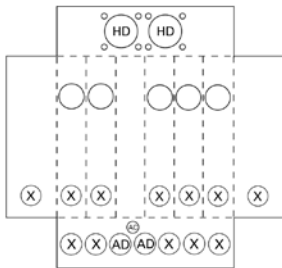
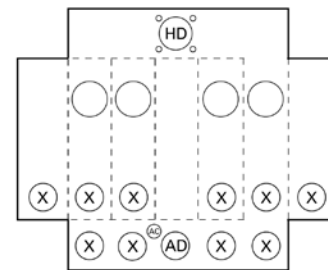
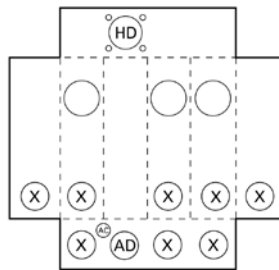
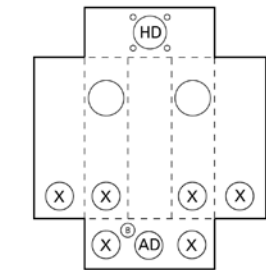
4 Terminal



5 Terminal



7 Terminal



KNOCKOUTS (inches):

- B: 1/2, 3/4
- X: 1-1/4, 1-1/2, 2, 2-1/2
- AC: 1/4, 1/2
- AD: 1-1/4, 1-1/2, 2, 2-1/2, 3
- HD: Ø4.281 HUB OP

No. of Positions	Cont. Amp Rating	Overall Ampacity	Service	Connectors Line	Load	Dimensions (inches)			Hub Opening	No. of Term.	Bypass ②	Enclosure Material	Catalog Number ①
						W	H	D					
120/240V AC MAX 1 Phase 3 Wire													
2	200	250	OH/UG	1/0-500 kcmil	#6-350 kcmil	32.78	23.19	6.00	HD Coverplate	4	Lever	Steel	404042-01
2	200	250	OH/UG	1/0-500 kcmil	#6-350 kcmil	32.78	23.19	6.00	HD Coverplate	5	Lever	Steel	404052-023NU ③④
3	200	250	OH/UG	1/0-500 kcmil	#6-350 kcmil	43.86	23.19	6.00	HD Coverplate	5	Lever	Steel	404053-023NU ③④
4	200	300	OH/UG	(2) 1/0-500 kcmil	#6-350 kcmil	61.00	23.19	6.00	(2) HD Cvrplates	5	Lever	Steel	404054-223NU ③④
5	200	300	OH/UG	(2) 1/0-500 kcmil	#6-350 kcmil	72.13	23.19	6.00	(2) HD Cvrplates	5	Lever	Steel	404055-223NU ③④
6	200	410	OH/UG	(2) 1/0-500 kcmil	#6-350 kcmil	83.16	23.19	6.00	(2) HD Cvrplates	5	Lever	Steel	404056-223NU ③④
600V AC MAX 3 Phase 4 Wire													
2	200	410	OH/UG	1/0-500 kcmil	#6-350 kcmil	32.78	23.19	6.00	HD Coverplate	7	Lever	Steel	404072-023NU④
3	200	500	OH/UG	1/0-500 kcmil	#6-350 kcmil	43.88	23.19	6.00	HD Coverplate	7	Lever	Steel	404073-023NU④
4	200	500	OH/UG	(2) 1/0-500 kcmil	#6-350 kcmil	61.00	23.19	6.00	(2) HD Cvrplates	7	Lever	Steel	404074-223NU④
5	200	620	OH/UG	(2) 1/0-500 kcmil	#6-350 kcmil	72.13	23.19	6.00	(2) HD Cvrplates	7	Lever	Steel	404075-223NU④
6	200	608	OH/UG	(2) 1/0-500 kcmil	#6-350 kcmil	83.16	23.19	6.00	(2) HD Cvrplates	7	Lever	Steel	404076-223NU④

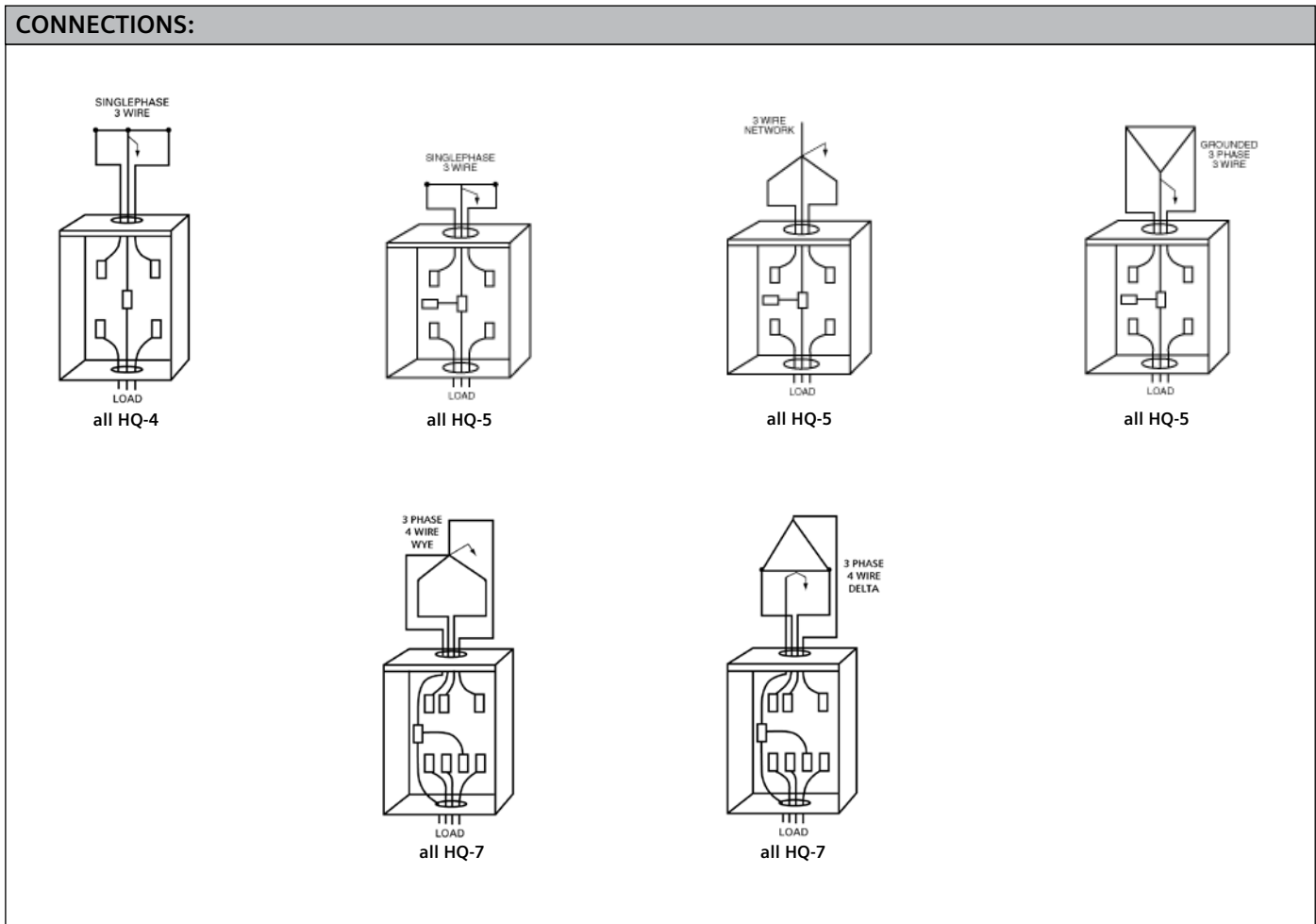
① All units are UL listed and are equipped with a ground lug.

② Bypass is clamp jaw, lever operated and is rated for 100%.

③ 5th Terminal included at 9:00 position.

④ 7/16" Barrel Lock KO and Bracket Installed

GENERAL INFORMATION:	
Capacity:	200 ampere continuous, 310 ampere total ampacity, 600 volts a.c.
Application:	HQ-4, single phase, 3 wire, 4 terminal (convertible to 5 terminal using shield assembly #35815-2 for grounded service only), HQ7, 3 phase, 4 wire.
Enclosures:	All enclosures shown here are ringless NEMA type 3R, 16 gauge painted steel.
Block Assy.:	Block assemblies are arc and track resistant glass fiber reinforced polyester.
Bypass:	Lever operated jaw release. Moving lever up closes bypass and unclamps meter blades. Bypass connection is completed before meter blade is released, thus eliminating meter blade-to-jaw terminal arcing. The cover cannot be replaced with the lever in the bypassed position. Bypass capacity: 200 amperes continuous.
Terminals:	Terminals are 3/8"-24 cold headed, zinc-plated, steel studs with nuts and captive Belleville washers to accommodate various pressure type lugs. The flat washer supplied must be installed directly beneath the Belleville washer.
UL:	All sockets shown are UL approved.
ANSI-C12.7:	All sockets meet or exceed ANSI-C12.7 standards.



Product Schedule 428



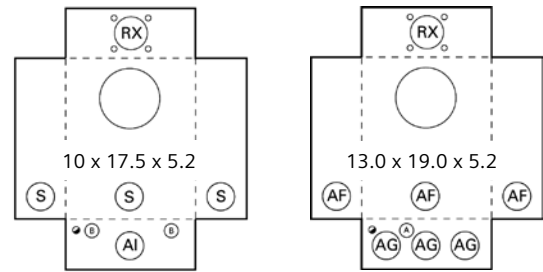
200A NON-CLAMPING LEVER BYPASS RESIDENTIAL/COMMERCIAL METER MOUNTING DEVICES TYPE MQ-U

Common Features

- 200A continuous duty rated
- 250A max. rated
- Ground lug available
- Lay-in 350 kcmil lugs
- Steel or aluminum construction
- Glass filled polyester block construction
- 100% rated bypass
- Overhead and underground capabilities
- 600V rated
- Strongest non-clamp jaw block available
- 5th Jaw Assembly Available - Use #H8059864




40605-025

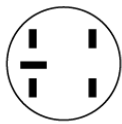


KNOCKOUTS (inches):

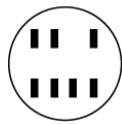
- : 1/4
- A: 1/2
- B: 1/2, 3/4
- S: 1, 1-1/4, 1-1/2, 2, 2-1/2
- AF: 1, 1-1/2, 2, 2-1/2, 3
- AG: 3/4, 1, 1-1/4, 1-1/2, 2, 2-1/2, 3
- AI: 1, 1-1/4, 1-1/2, 2, 2-1/2, 3
- RX: Ø2.750 HUB OP



4 Terminal



5 Terminal



7 Terminal

Cover Style	Service	Connectors	Dimension (Inches)			Hub Opening	Barrel Lock KO Prov. (6)	5th Jaw Kit No.	No. of Terminals	Catalog Number ④	With Lever Bypass	Without Bypass
			W	H	D							
Ringless	OH	#6-300 kcmil ⑥	10.0	17.5	5.2	RX Opening	N/A	H8059864	4	40204-01	-	-
Ringless	OH	#6-300 kcmil ⑥	10.0	17.5	5.2	RX Opening	N/A	H8059864	4	40204-010 ①	-	-
Ringless	OH	#6-300 kcmil ⑥	10.0	17.5	5.2	2" Hub Installed	N/A	H8059864	4	40224-02	43024-02	-
Ringless	OH	#6-300 kcmil ⑥	10.0	17.5	5.2	2" Hub Installed	N/A	H8059864	4	40224-026 ①	-	-
Ringless	OH	#6-300 kcmil ⑥	10.0	17.5	5.2	2.5" Hub Installed	N/A	H8059864	4	40234-02	-	-
Ringless	OH/UG	#6-350 kcmil	13.0	19.0	5.2	RX Opening	N/A	H8059864	4	40604-015	-	-
Ringless	OH/UG	#6-350 kcmil	13.0	19.0	5.2	RX Cl. Plate	N/A	H8059864	4	40604-025	43104-025	-
Ringless	OH/UG	#6-350 kcmil	13.0	19.0	5.2	RX Cl. Plate	N/A	H8059864	4	40604-0250 ①	43104-0250 ①	-
Ringless	UG	#6-350 kcmil	13.0	19.0	5.2	Blank Top	N/A	H8059864	4	40604-05	-	-
Ringless	UG	#6-350 kcmil	13.0	19.0	5.2	Blank Top	N/A	H8059864	4	40604-056 ①	-	-
Ringless	OH/UG	#6-350 kcmil	13.0	19.0	5.2	2" Hub Installed	N/A	H8059864	4	40624-025	-	-
Ringless	OH	#6-300 kcmil ⑥	10.0	17.5	5.2	RX Opening	N/A	Factory Inst.	5	40205-01	-	-
Ringless	OH	#6-300 kcmil ⑥	10.0	17.5	5.2	RX Cl. Plate	N/A	Factory Inst.	5	40205-02	-	-
Ringless	OH	#6-300 kcmil ⑥	10.0	17.5	5.2	2.5" Hub Installed	N/A	Factory Inst.	5	40235-02	-	-
Ringless	OH	#6-300 kcmil ⑥	10.0	17.5	5.2	RX Opening	7/16"	Factory Inst.	5	40205-01NU	-	-
Ringless	OH/UG	#6-350 kcmil	13.0	19.0	5.2	RX Opening	7/16"	Factory Inst.	5	40605-02NU	-	-
Ringless	OH/UG	#6-350 kcmil	13.0	19.0	5.2	RX Cl. Plate	7/8"	Factory Inst.	5	40605-02BU	-	-
Ringless	OH/UG	#6-350 kcmil	13.0	19.0	5.2	RX Cl. Plate	N/A	Factory Inst.	5	40605-02DU	-	-
Ringless	OH/UG	#6-350 kcmil	13.0	19.0	5.2	RX Cl. Plate	N/A	Factory Inst.	5	40605-025	-	-
Ringless	OH/UG	#6-350 kcmil	13.0	19.0	5.2	RX Opening	N/A	Factory Inst.	5	42905-01 ②	-	-
Ringless	OH/UG	#6-350 kcmil	13.0	19.0	5.2	RX Opening	N/A	Factory Inst.	5	42905-01SP ③	-	-
Ringless	OH/UG	#6-350 kcmil	13.0	19.0	5.2	RX Cl. Plate	N/A	Factory Inst.	5	-	43125-025	-
Ringless	OH/UG	#6-350 kcmil	13.0	19.0	5.2	RX Cl. Plate	N/A	Factory Inst.	5	-	43125-0250 ①	-
Ringless	OH	#6-250 kcmil ⑥	10.0	17.5	5.2	RX Opening	N/A	N/A	7	40307-01	-	-
Ringless	OH	#6-250 kcmil ⑥	10.0	17.5	5.2	RX Opening	7/8"	N/A	7	40307-01BU ①	-	-
Ringless	OH	#6-250 kcmil ⑥	10.0	17.5	5.2	RX Opening	7/16"	N/A	7	40307-01NU ①	-	-
Ringless	OH	#6-250 kcmil ⑥	10.0	17.5	5.2	RX Cl. Plate	N/A	N/A	7	40307-02	-	-
Ringless	OH	#6-250 kcmil ⑥	10.0	17.5	5.2	2" Hub Installed	N/A	N/A	7	40327-02	-	-
Ringless	OH	#6-250 kcmil ⑥	10.0	17.5	5.2	2" Hub Installed	N/A	N/A	7	40327-026 ①	-	-
Ringless	OH	#6-250 kcmil ⑥	10.0	17.5	5.2	2.5" Hub Installed	N/A	N/A	7	40337-02	-	-
Ringless	OH/UG	#6-350 kcmil	13.0	19.0	5.2	RX Cl. Plate	7/8"	N/A	7	40607-02BU ①	-	-
Ringless	OH/UG	#6-350 kcmil	13.0	19.0	5.2	RX Cl. Plate	7/16"	N/A	7	40607-01NU ①	-	-
Ringless	OH/UG	#6-350 kcmil	13.0	19.0	5.2	RX Cl. Plate	N/A	N/A	7	N40607-025	-	-
Ringless	OH/UG	#6-350 kcmil	13.0	19.0	5.2	RX Cl. Plate	N/A	N/A	7	N40607-0250 ①	43107-02NB ①	-
Ringless	UG	#6-350 kcmil	13.0	19.0	5.2	Blank Top	N/A	N/A	7	N40607-05	-	-
Ringless	OH/UG	#6-350 kcmil	13.0	19.0	5.2	2" Hub Installed	N/A	N/A	7	N40627-025	-	-
Ring Type	OH/UG	#6-350 kcmil	13.0	19.0	5.2	RX Cl. Plate	N/A	N/A	7	-	30407-025 ①	-
Ringless	OH	#6-2/0 kcmil ⑥	10.0	17.5	5.2	RX Opening	7/16"	Factory Inst.	5	48205-01NU ①⑤	-	-
Ringless	OH	#6-2/0 kcmil ⑥	10.0	17.5	5.2	RX Opening	7/16"	N/A	7	48207-01NU ①⑤	-	-
Ringless	OH/UG	#6-2/0 kcmil ⑥	13.0	19.0	5.2	RX Cl. Plate	7/16"	Factory Inst.	5	48405-02NU ①⑤	-	-

① Ground lug included.
② Isolated, bonded neutral.

③ Isolated, non-bonded neutral.
④ All catalog numbers are steel construction. Contact factory for aluminum.

⑤ Derated and marked for 125A continuous.
⑥ Wire size limited due to wire bend space and/or labeling restrictions.

CUSTOMIZED CATALOG NUMBER:

- 1) Select service feed and bypass requirements
- 2) Select hub style
- 3) Select number of terminals

406 0 7 - 0 2 50

402/403	= OH only
406	= OH/UG
430	= OH-no BPS
431	= OH/UG-no BPS
304	= Ring Style
482	= OH only: 125A
484	= OH/UG: 125A

1 - 6	= 1.5" - 4" Hub
0	= No hub installed

Place Holder

1	= Hub Opening
2	= Cover Plate or Hub Installed
5	= Blank Top

Blank	= 3" KO on bottom only
5	= 3" KO back and bottom
0/6	= Ground Lug included
BU	= 7/8" Barrel Lock KO
NU	= 7/16" Barrel Lock KO

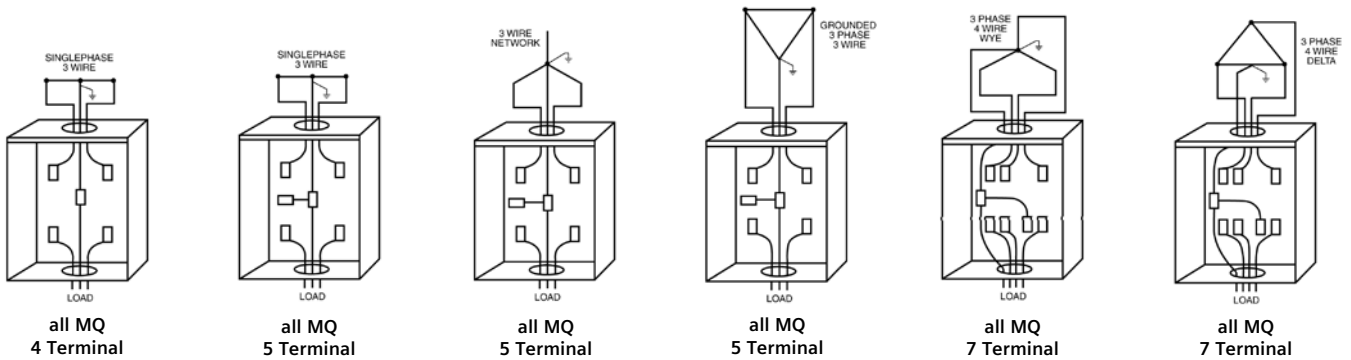
4	= 4 Terminal
5	= 5 Terminal
7	= 7 Terminal

Consult the factory for other available options such as, but not limited to alternate enclosure and hasp material, kearnaloxed terminals, enclosures with multiple hub openings and special labeling.

GENERAL INFORMATION:

- Capacity:** 200 ampere continuous, 600 volts a.c.
- Application:** 1 phase, 3 wire; 3 phase, 4 wire wye or 4 wire delta services using self-contained Class 100 or Class 200 meters.
- Enclosures:** Constructed of 16 gauge galvanized steel with polyester powder finish, suitable for indoor or outdoor installation. Also available in aluminum and different sizes upon request. All boxes have ringless covers. All enclosures are NEMA type 3R.
- Block Assembly:** Glass fiber reinforced polyester mounted on metal baseplate. High strength, arc and track resistant.
- Bypass:** Lever-operated. Moving lever up closes bypass. Cover cannot be replaced with lever in bypassed position. Bypass capacity: 200 amperes continuous.
- Terminals:** Lay-in type with dome point screw. Conservatively rated at 200 amperes, terminals will accommodate conductors from #6-350 kcmil copper or aluminum.
- Safety Shield:** Track resistant polycarbonate insulating safety shield provides protection from accidental shorts and shocks.
- Hubs:** Single, removable, gasketless hub; cover plate, or no hub. Hubs and cover plate are interchangeable.
- UL:** These mounting devices are listed by UL for use on continuous loads up to 200 amperes and 600 volts.
- ANSI-C12.7:** All sockets meet or exceed ANSI-C12-7 standards.


CONNECTIONS:




TYPE HQST 4-7 TERMINAL CLAMPING JAW LEVER BYPASS METER MOUNTING EQUIPMENT

Common Features

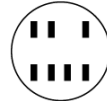
- 320A continuous duty rated
- Silver-brazed connections
- 100% rated lever bypass w/clamping action on meter
- Factory installed lugs or 3/8" stud connection
- Steel or aluminum construction
- Glass-filled polyester block construction
- Track-resistant lexan shield



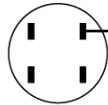
4 Terminal



5 Terminal




7 Terminal



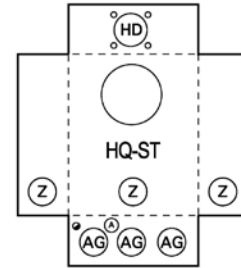
#H59676



Anti-Inversion
Wire Insert
(optional)



47607-01FL



KNOCKOUTS (inches):

- : 1/4
- A: 1/2
- Z: 1-1/2, 2, 2-1/2
- AG: 3/4, 1, 1-1/4, 1-1/2, 2, 2-1/2, 3
- HD: ∅4.281 HUB OP

Consult the factory for other available options such as, but not limited to alternate hasp material, aluminum enclosures, 5 terminal devices and special labeling.

Cover Style	Cont. Amp Rating	Service	Terminal Connector		Dimensions (in.)				Hub Opening	Barrel Lock KO Prov.	No. of 5th Jaw Term.	No. of 5th Jaw Kit	Catalog Number		Type
			Line	Load	W	H	D	Steel					Aluminum		
Ringless	320	OH/UG	3/8"-24 Stud	3/8"-24 Stud	13	28	5	HD Opening	N/A	4	H35815-2	47604-01FL ⑥⑧	47604-A1FL ⑥⑧	HQ4ST	
Ringless	320	OH/UG	3/8"-24 Stud	3/8"-24 Stud	13	28	5	HD Cl. Plate	N/A	4	H35815-2	47604-02	-	HQ4ST	
Ringless	320	OH/UG	3/8"-24 Stud	3/8"-24 Stud	13	28	5	HD Cl. Plate	N/A	4	H35815-2	47604-02QG ⑥	-	HQ4ST	
Ringless	320	OH/UG	#4-600 kcmil	#4-600 kcmil	13	28	5	HD Opening	7/8"	4	H35815-2	47604-81GP ①	-	HQ4ST	
Ringless	320	OH/UG	#4-600 kcmil	#4-600 kcmil	13	28	5	HD Cl. Plate	N/A	4	H35815-2	47604-82 ①	-	HQ4ST	
Ringless	320	OH/UG	(2) #6-350 kcmil	(2) #6-350 kcmil	13	28	5	HD Cl. Plate	N/A	4	H35815-2	47604-8203 ②	-	HQ4ST	
Ringless	320	OH/UG	3/8"-24 Stud	3/8"-24 Stud	13	28	5	HD Opening	N/A	5	Installed	47605-015F ⑥⑧	47605-A15F ⑥⑧	HQ5ST	
Ringless	320	OH/UG	3/8"-24 Stud	3/8"-24 Stud	13	28	5	HD Cl. Plate	N/A	5	Installed	47605-02FL ⑥⑧	47105-02FL ⑥⑧	HQ5ST	
Ringless	320	OH/UG	(2) #6-350 kcmil	(2) #6-350 kcmil	13	28	5	2.5" Hub Inst.	N/A	4	H35815-2	47634-8103 ⑤	-	HQ4ST	
Ringless	320	OH/UG	#4-600 kcmil	#4-600 kcmil	13	28	5	3" Hub Inst.	N/A	4	H35815-2	47644-82 ①	-	HQ4ST	
Ringless	320	UG	3/8"-24 Stud	3/8"-24 Stud	13	28	5	Blank Top	N/A	4	H35815-2	48504-92 ⑦	-	HQ4SUT	
Ringless	320	OH/UG	3/8"-24 Stud	3/8"-24 Stud	13	19	5	HD Cl. Plate	N/A	4	H35815-2	9804-8713	-	HQ4ST	
		-non UL													
Ringless	320	OH/UG	#6-350 kcmil	#6-350 kcmil	13	19	5	HD Cl. Plate	N/A	4	H35815-2	9804-8714 ③	-	HQ4ST	
		-non UL													
Ringless	320	OH/UG	(2) #6-250 kcmil	(2) #6-250 kcmil	13	19	5	HD Cl. Plate	N/A	4	H35815-2	9804-8715 ④	-	HQ4ST	
		-non UL													
Ringless	320	OH/UG	3/8"-24 Stud	3/8"-24 Stud	13	19	5	2.5" Hub Inst.	N/A	4	H35815-2	9804-8716	-	HQ4ST	
		-non UL													
Ringless	320	OH/UG	#6-350 kcmil	#6-350 kcmil	13.0	19.0	5.0	2.5" Hub Inst.	N/A	4	H35815-2	9804-8717 ③	-	HQ4ST	
		-non UL													
Ringless	320	OH/UG	(2) #6-250 kcmil	(2) #6-250 kcmil	13.0	19.0	5.0	2.5" Hub Inst.	N/A	4	H35815-2	9804-8718 ④	-	HQ4ST	
		-non UL													
Ringless	200	OH/UG	3/8"-24 Stud	3/8"-24 Stud	13	28	5	HD Opening	N/A	5	Installed	47605-01FL ⑧	-	HQ5ST	
Ringless	200	OH/UG	3/8"-24 Stud	3/8"-24 Stud	13	28	5	HD Cl. Plate	N/A	5	Installed	46705-025F ⑥⑧	-	HQ5ST	
Ringless	200	OH/UG	3/8"-24 Stud	3/8"-24 Stud	13	28	5	HD Cl. Plate	N/A	7	N/A	46707-025F ⑥⑧	-	HQ7ST	
Ringless	200	OH/UG	3/8"-24 Stud	3/8"-24 Stud	13	28	5	HD Opening	N/A	7	N/A	47607-01FL ⑧	-	HQ7ST	

① 60162 and 61300 lugs are also rated for (2) 250 kcmil.

② 56732-1 lugs on line and load side.

③ 55890 lugs on line and load side.

④ 58022 lugs on line and load side.

⑤ 56732 lugs on line and load side.

⑥ Includes ground lug #67554.

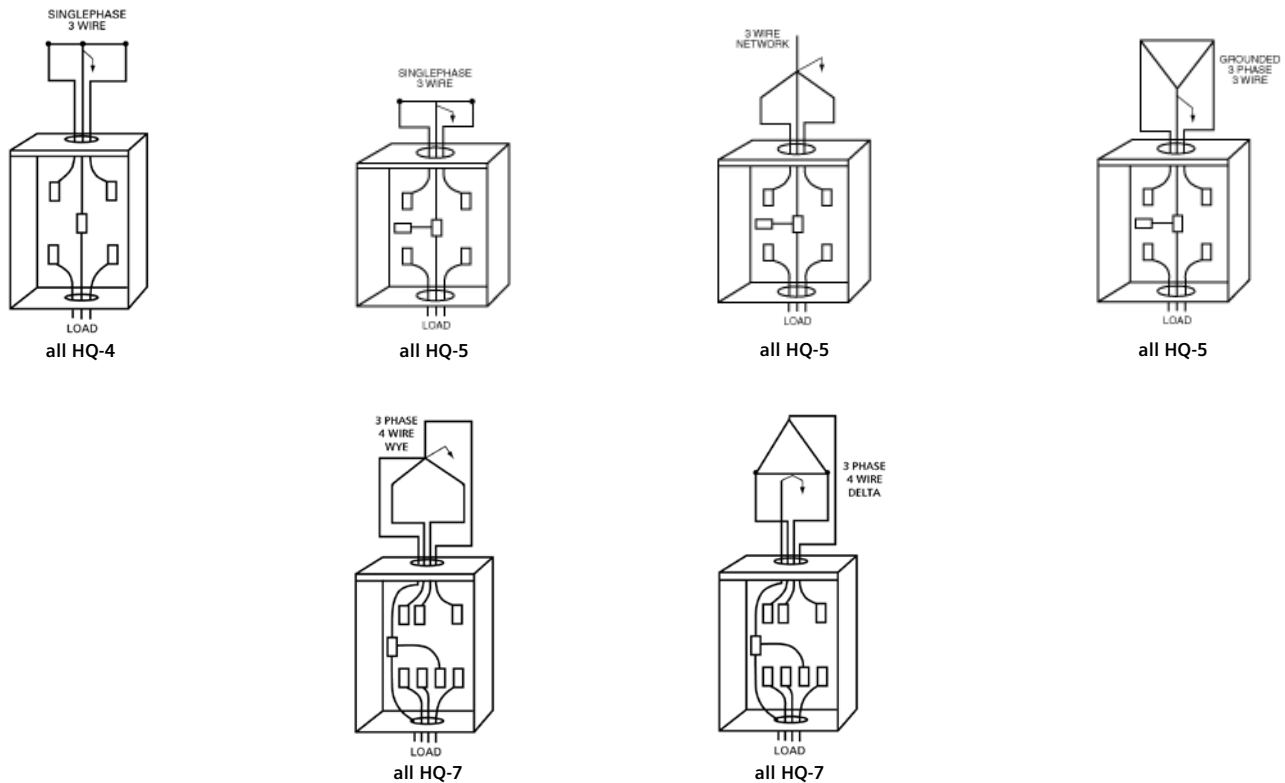
⑦ UG only design-wire cables straight in, socket has been moved up.

⑧ Includes stainless steel latch and hasp.

GENERAL INFORMATION:

Capacity:	320 ampere continuous, 400 ampere maximum, when wired to National Electrical Code ampacity; 600 volts a.c.
Application:	4 jaw: 1 phase, 3 wire, 5 jaw: 1 or 3 phase, 3 wire, 7 jaw: 3 phase, 4 wire.
Enclosures:	Constructed of galvanized steel with polyester powder finish. All boxes have a ringless cover. All enclosures are NEMA type 3R.
Block Assembly:	Glass fiber reinforced polyester plastic. High strength arc and track resistant.
Bypass:	Lever-operated jaw release. Moving lever up closes bypass and unclamps meter blades. Bypass connection is completed before meter blade is released, thus eliminating meter blade to jaw terminal arcing. The cover cannot be replaced with the lever in the bypassed position. Bypass capacity: 320 amperes continuous.
Terminals:	3/8" - 24 cold-headed zinc-plated steel studs with nuts and captive Belleville washers to accommodate various pressure type lugs. The flat washer supplied must be installed directly beneath the Belleville washer.
Lugs:	Six lugs are required for the HQ-4S mounting device, eight for HQ7S.
UL:	All units are UL listed.
Safety Shield:	Track resistant transparent polycarbonate insulating safety shield provides protection from accidental shorts and shocks.
Anti-Inversion Insert:	An optional wire-type jaw insert (#H59676) can be used with HQ-4S to prevent inverted installation of Talon Class 320 single phase meters. The insert rejects normal width terminal blades, yet admits the Talon Class 320 narrower upper right-hand blade. The insert is field-installable but cannot be removed in the field.
Hubs:	Single, removable, gasketless hub, cover plate or hub opening only. Hubs and cover plate are interchangeable.

CONNECTIONS:



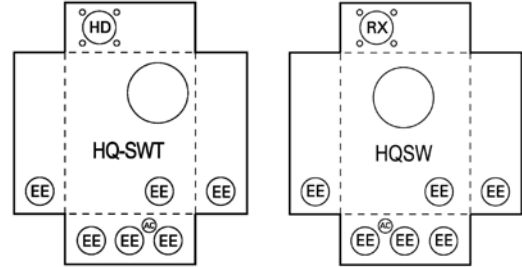
TYPE HQSWT 4-5 TERMINAL CLAMPING JAW LEVER BYPASS METER MOUNTING EQUIPMENT – OFFSET STYLE

Common Features

- 320A continuous duty rated
- Offset design for easier UG wiring
- Silver-brazed connections
- 100% rated lever bypass w/clamping action on meter
- Factory installed lugs or 3/8" stud connection
- Steel or aluminum construction
- Glass-filled polyester block construction
- Track-resistant lexan shield
- Plated copper current path




48104-02

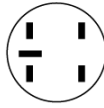


KNOCKOUTS (inches):


AC: 1/4, 1/2
 EE: 2, 2-1/2, 3
 HD: Ø4.281 HUB OP
 RX: Ø2.750 HUB OP



4 Terminal



5 Terminal



#H59676
 Anti-Inversion
 Wire Insert
 (optional)

Consult the factory for other available options such as, but not limited to alternate hasp material, aluminum enclosures, 5 terminal devices and special labeling.

Cover Style	Cont.		Terminal Connector Line	Terminal Connector Load	Dimensions (in.)			Hub Opening	Barrel Lock KO Prov.	No. of Term.	5th Jaw Kit	Catalog Number	Enclosure Material Type	
	Amp Rating	Service			W	H	D						Material	Type
Ringless	320	OH/UG	3/8-24 Stud	3/8-24 Stud	16.0	20.0	5.0	HD Cl. Plate	N/A	4	H35815-5	44604-02 ⑨	Steel	HQ4SW
Ringless	320	OH/UG	#4-600 kcmil	#4-600 kcmil	16.0	20.0	5.0	HD Cl. Plate	N/A	4	H35815-5	44604-82 ①⑨	Steel	HQ4SW
Ringless	320	OH/UG	3/8-24 Stud	3/8-24 Stud	16.0	20.0	5.0	HD Opening	N/A	5	Installed	44605-036 ⑧⑨	Steel	HQ4SW
Ringless	320	UG	3/8-24 Stud	3/8-24 Stud	16.0	31.0	5.0	HD Cl. Plate	N/A	4	H35815-5	48004-02RG ⑩	Steel	HQ4SW
Ringless	320	UG	#4-600 kcmil	(2) #4-350 kcmil	16.0	31.0	5.0	HD Cl. Plate	N/A	4	H35815-5	48004-82 ①⑩	Steel	HQ4SW
Ringless	320	UG	#4-600 kcmil	(2) #4-350 kcmil	16.0	31.0	5.0	HD Cl. Plate	N/A	5	Installed	48005-82 ①⑩	Steel	HQ4SW
Ringless	320	OH/UG	3/8-24 Stud	3/8-24 Stud	16.0	31.0	5.0	HD Cl. Plate	N/A	4	H35815-5	48104-02 ⑧	Steel	HQ4SWT
Ringless	320	OH/UG	#4-600 kcmil	(2) #4-350 kcmil	16.0	31.0	5.0	HD Cl. Plate	N/A	4	H35815-5	48104-82 ②	Steel	HQ4SWT
Ringless	320	OH/UG	#4-600 kcmil	#4-600 kcmil	16.0	31.0	5.0	3" Hub Inst.	N/A	4	H35815-5	48144-82 ①	Steel	HQ4SWT
Ringless	320	OH/UG	3/8-24 Stud	3/8-24 Stud	16.0	31.0	5.0	HD Cl. Plate	N/A	5	Installed	48105-02FL ⑧	Steel	HQ5SWT
Ringless	320	OH/UG	#4-600 kcmil	(2) #4-350 kcmil	16.0	31.0	5.0	HD Cl. Plate	7/8"	4	H35815-5	48104-82BP ②	Steel	HQ4SWT
Ringless	320	OH/UG	3/8-24 Stud	3/8-24 Stud	16.0	31.0	5.0	HD Cl. Plate	N/A	4	H35815-5	48104-82WI	Steel	HQ4SWT
Ringless	320	OH/UG	#6-350 kcmil	(2) #4-350 kcmil	16.0	31.0	5.0	HD Cl. Plate	N/A	4	H35815-5	48104-8201 ④⑧	Steel	HQ4SWT
Ringless	320	OH/UG	(2) #4-350 kcmil	(2) #4-350 kcmil	16.0	31.0	5.0	HD Cl. Plate	N/A	4	H35815-5	48104-8203 ⑤⑧	Steel	HQ4SWT
Ringless	320	OH/UG	(2) #4-350 kcmil	(2) #4-350 kcmil	16.0	31.0	5.0	HD Cl. Plate	N/A	4	H35815-5	48104-8263 ⑥⑧	Steel	HQ4SWT
Ringless	320	OH/UG	#4-600 kcmil	#4-600 kcmil	16.0	31.0	5.0	HD Cl. Plate	7/8"	5	Installed	48105-83BU ①	Steel	HQ5SWT
Ringless	320	OH/UG	#4-600 kcmil	#4-600 kcmil	16.0	31.0	5.0	HD Cl. Plate	N/A	4	H35815-5	48104-82TS ①③	Steel	HQ4SWT
Ringless	320	OH/UG	#4-600 kcmil	(2) #4-500 kcmil	16.0	31.0	5.0	HD Cl. Plate	N/A	4	H35815-5	48104-82TX ⑦⑧	Steel	HQ4SWT

① 60162 lugs are also rated for (2) 2/0-250 kcmil.
 ② 60162 line lugs, 56732 load side lugs.
 ③ Anti-inversion clip, 59676D, included.
 ④ 58490-1 line lugs and 56732-2 load lugs, 13/32" opening on lugs.

⑤ 56732-2 line and load lugs (13/32" opening).
 ⑥ 56732 line and load lugs (9/16" opening).
 ⑦ 60162 line lugs and 56732M load lugs.
 ⑧ Ground lug included.
 ⑨ HQSW (446 prefix) are not UL listed for OH applications.
 ⑩ 480XX Series - UG only - meter moved up in device.

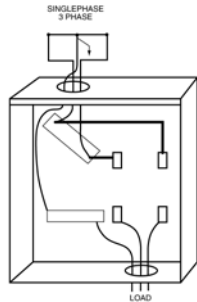
Product Schedule 431



GENERAL INFORMATION:

Capacity:	320 ampere continuous, 400 ampere maximum, when wired to National Electrical Code ampacity; 600 volts.
Application:	Single phase, 3 wire.
Enclosures:	Constructed of 14 gauge galvanized steel with polyester powder finish. All enclosures are NEMA type 3R.
Block Assembly:	Glass fiber reinforced polyester plastic. High strength arc and track resistant.
Bypass:	Lever-operated jaw release. Moving lever up closes bypass and unclamps meter. Meter blade to jaw terminal arcing is eliminated. The cover cannot be replaced with lever in bypass position. Bypass capacity: 320 ampere continuous.
Terminals:	3/8" - 24 cold-headed zinc-plated steel studs with nuts and captive Belleville washers to accommodate various pressure type lugs. Supplied with or without lugs.
Lugs:	Connection lugs are available for use with these mounting devices. Recommended lugs are type #60162, which handle a single conductor up to 600 MCM or two conductors up to 250 MCM. 6 lugs are required.
UL:	Type HQ-4SWT mounting devices are listed by UL for use on loads up to 320 ampere continuous, 600 volts a.c. HQ4SW devices are not listed.
Safety Shield:	Track resistant transparent polycarbonate insulating safety shield and fiber insulating barriers provide protection from accidental shorts and shocks.
Anti-Inversion Insert:	An optional wire-type jaw insert (#H59676) can be used with HQ-4S to prevent inverted installation of Talon Class 320 single phase meters. The insert rejects normal width terminal blades, yet admits the Talon Class 320 narrower upper right-hand blade. The insert is field-installable but cannot be removed in the field.
Hubs:	Single, removable, gasketless hub, cover plate or no hub. Hubs and cover plate are interchangeable.

CONNECTIONS:



Type HQ-4SW, HQ-4SWT

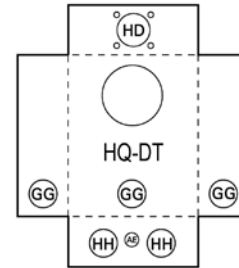
TYPE HQD 4-7 TERMINAL CLAMPING JAW LEVER BYPASS METER MOUNTING EQUIPMENT

Common Features

- 320A continuous duty rated
- Silver-brazed connections
- 100% rated lever bypass w/clamping action on meter
- Factory installed lugs or 1/2" stud connection
- Steel or aluminum construction
- Heavy duty glass-filled polyester block construction
- Track-resistant lexan shield
- Plated copper current path




47707-02



KNOCKOUTS (inches):

AE:	1/4, 1/2, 3/4, 1, 1-1/4
GG:	2-1/2, 3, 3-1/2
HH:	2-1/2, 3, 3-1/2, 4
HD:	Ø4.281 HUB OP

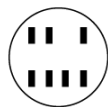
Consult the factory for other available options such as, but not limited to alternate hasp material, aluminum enclosures and special labeling.



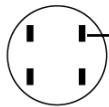
4 Terminal



5 Terminal



7 Terminal



#H59676



Anti-Inversion Wire Insert (optional)

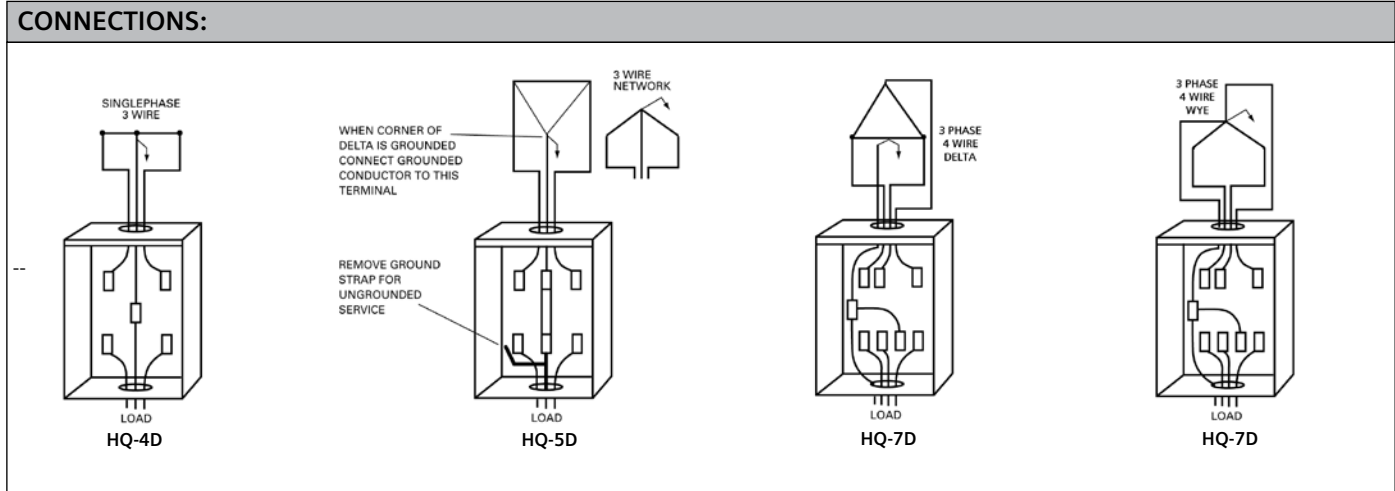
Cover Style	Cont. Amp Rating	Service	Terminal Connector		Dimensions (in.)			Hub Opening	Barrel Lock KO Prov.	No. of Term.	5th Jaw Kit	Catalog Number	Enclosure	
			Line	Load	W	H	D						Material	Type
Ringless	320	OH/UG	1/2"-20 Stud	1/2"-20 Stud	14.0	28.0	6.0	HD Opening	N/A	4	H35815-2	47704-01	Steel	HQ4D
Ringless	320	OH/UG	1/2"-20 Stud	1/2"-20 Stud	14.0	28.0	6.0	HD Opening	N/A	4	H35815-2	47704-01FL	Steel	HQ4D
Ringless	320	OH/UG	1/2"-20 Stud	1/2"-20 Stud	14.0	28.0	6.0	HD Opening	7/16"	4	H35815-2	47704-01NU	Steel	HQ4D
Ringless	320	OH/UG	1/2"-20 Stud	1/2"-20 Stud	14.0	28.0	6.0	HD Cl. Plate	N/A	4	H35815-2	47704-02	Steel	HQ4D
Ringless	320	OH/UG	#4-600 kcmil	#4-600 kcmil	14.0	28.0	6.0	HD Cl. Plate	N/A	4	H35815-2	47704-82 ①	Steel	HQ4D
Ringless	320	OH/UG	#4-600 kcmil	#4-600 kcmil	14.0	28.0	6.0	2.5" Hub Inst.	N/A	4	H35815-2	47734-82 ①	Steel	HQ4D
Ringless	320	OH/UG	1/2"-20 Stud	1/2"-20 Stud	14.0	28.0	6.0	3" Hub Inst.	N/A	4	H35815-2	47744-02	Steel	HQ4D
Ringless	320	OH/UG	#4-600 kcmil	#4-600 kcmil	14.0	28.0	6.0	3" Hub Inst.	N/A	4	H35815-2	47744-82 ①	Steel	HQ4D
Ringless	320	OH/UG	1/2"-20 Stud	1/2"-20 Stud	14.0	28.0	6.0	HD Opening	N/A	5	Installed	47705-01FL ②⑤	Steel	HQ5D
Ringless	320	OH/UG	1/2"-20 Stud	1/2"-20 Stud	14.0	28.0	6.0	HD Cl. Plate	N/A	5	Installed	47705-02 ②⑤	Steel	HQ5D
Ringless	320	OH/UG	1/2"-20 Stud	1/2"-20 Stud	14.0	28.0	6.0	HD Cl. Plate	N/A	5	Installed	47705-02FL	Steel	HQ5D
Ringless	320	OH/UG	#4-600 kcmil	#4-600 kcmil	14.0	28.0	6.0	HD Opening	N/A	5	Installed	47705-81 ①②⑤	Steel	HQ5D
Ringless	320	OH/UG	#4-600 kcmil	#4-600 kcmil	14.0	28.0	6.0	HD Cl. Plate	N/A	5	Installed	47705-82 ①②⑤	Steel	HQ5D
Ringless	320	OH/UG	#4-600 kcmil	#4-600 kcmil	14.0	28.0	6.0	HD Cl. Plate	N/A	5	Installed	47705-826 ①②③	Steel	HQ5D
Ringless	320	OH/UG	#4-600 kcmil	#4-600 kcmil	14.0	28.0	6.0	3" Hub Inst.	N/A	5	Installed	47745-826 ①②③	Steel	HQ5D
Ringless	320	OH/UG	#4-600 kcmil	#4-600 kcmil	14.0	28.0	6.0	3.5" Hub Inst.	N/A	5	Installed	47755-82 ①②	Steel	HQ5D
Ringless	320	OH/UG	1/2"-20 Stud	1/2"-20 Stud	14.0	28.0	6.0	HD Opening	N/A	7	N/A	47707-01	Steel	HQ7D
Ringless	320	OH/UG	1/2"-20 Stud	1/2"-20 Stud	14.0	28.0	6.0	HD Opening	N/A	7	N/A	47707-01FL	Steel	HQ7D
Ringless	320	OH/UG	1/2"-20 Stud	1/2"-20 Stud	14.0	28.0	6.0	HD Opening	7/16"	7	N/A	47707-01NU	Steel	HQ7D
Ringless	320	OH/UG	1/2"-20 Stud	1/2"-20 Stud	14.0	28.0	6.0	HD Cl. Plate	N/A	7	N/A	47707-02 ⑤	Steel	HQ7D
Ringless	320	OH/UG	#4-600 kcmil	#4-600 kcmil	14.0	28.0	6.0	HD Cl. Plate	N/A	7	N/A	47707-82 ①	Steel	HQ7D
Ringless	320	OH/UG	1/2"-20 Stud	1/2"-20 Stud	14.0	28.0	6.0	3" Hub Inst.	N/A	7	N/A	47747-02	Steel	HQ7D
Ringless	320	OH/UG	#4-600 kcmil	#4-600 kcmil	14.0	28.0	6.0	HD Opening	N/A	7	N/A	47707-81TH	Steel	HQ7D
Ringless	320	OH/UG	#4-600 kcmil	#4-600 kcmil	14.0	28.0	6.0	HD Cl. Plate	N/A	7	N/A	47707-82TH	Steel	HQ7D
Ringless	320	OH/UG	#4-600 kcmil	#4-600 kcmil	14.0	28.0	6.0	3" Hub Inst.	N/A	7	N/A	47747-82 ①	Steel	HQ7D
Ringless	320	OH/UG	#4-600 kcmil	#4-600 kcmil	14.0	28.0	6.0	3.5" Hub Inst.	N/A	7	N/A	47757-826 ①③	Steel	HQ7D
Ringless	320	OH/UG	#4-600 kcmil	#4-600 kcmil	14.0	28.0	6.0	4" Hub Inst.	N/A	7	N/A	47767-826 ①③	Steel	HQ7D
Ringless	320	OH/UG	#4-600 kcmil	(2) #4-350 kcmil	14.0	28.0	6.0	HD Cl. Plate	N/A	7	N/A	9804-9082 ①④	Steel	HQ7D

① 60162 lugs are also rated for (2) 2/0-250 kcmil.
 ② 5th jaw at 6:00 position.

③ Ground lug included.
 ④ 60162 line side lugs, 56732 load side lugs.

⑤ Can be used 3-Ph 3-W application.

GENERAL INFORMATION:	
Capacity:	320 ampere continuous, 400 ampere maximum, when wired to National Electrical Code ampacity: 600 volts.
Application:	HQ-4D: 1 phase, 3 wire; HQ-5D: 1, or 3 phase, 3 wire grounded or ungrounded; HQ-7D: 3 phase, 4 wire wye or 4 wire delta.
Enclosures:	Constructed of 14 gauge galvanized steel with polyester powder finish. Also available in 28" H x 16" W aluminum box or in 31-1/2" H x 18" W steel box upon request. When ordering specify "same as Cat. # 477xx-xx except..." All boxes have ringless cover. All enclosures are NEMA type 3R.
Block Assembly:	Glass fiber reinforced polyester plastic. High strength arc and track resistant.
Bypass:	Lever-operated jaw release. Moving lever up closes bypass and unclamps meter. Meter blade to jaw terminal arcing is eliminated. The cover cannot be replaced with lever in bypassed position. Bypass capacity: 320 ampere continuous.
Terminals:	1/2" cold-headed zinc-plated steel studs with nuts and captive Belleville washers to accommodate various pressure type lugs. Supplied without lugs.
Lugs:	Connection lugs are available for use with these mounting devices. Recommended lugs are type #60162, which handle single conductor up to 600 MCM or two conductors up to 250 MCM.
UL:	HQ-4D, HQ-5D and HQ-7D mounting devices are listed by UL for use on loads up to 320 ampere continuous, 600 volts a.c.
Safety Shield:	Track resistant transparent polycarbonate insulating safety shield and fiber insulating barriers provide protection from accidental shorts and shocks.
Anti-Inversion Insert:	An optional wire-type jaw insert (#H59676) can be used with HQ-4S to prevent inverted installation of Talon Class 320 single phase meters. The insert rejects normal width terminal blades, yet admits the Talon Class 320 narrower upper right-hand blade. The insert is field-installable but cannot be removed in the field.
Hubs:	Single, removable, gasketless hub, cover plate or no hub. Hubs and cover plate are interchangeable.



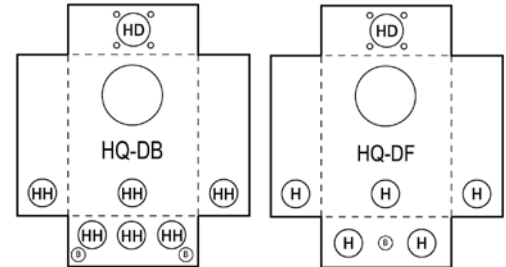
TYPE HQD/F 4-7 TERMINAL CLAMPING JAW LEVER BYPASS METER MOUNTING EQUIPMENT

Common Features

- Narrow enclosure design
- 320A continuous duty rated
- Silver-brazed connections
- 100% rated lever bypass w/clamping action on meter
- Factory installed lugs or stud connection
- Steel or aluminum construction
- Glass-filled polyester block construction
- Track-resistant lexan shield
- Plated copper current path




41704-01




KNOCKOUTS (inches):

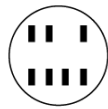
B: 1/2, 3/4
 HH: 2-1/2, 3, 3-1/2, 4
 HD: Ø4.281 HUB OP



4 Terminal



5 Terminal



7 Terminal

Consult the factory for other available options such as, but not limited to alternate hasp material, aluminum enclosures, alternate 5 terminal devices and special labeling.

Cont. Amp Rating	Service	Terminal Connector		Dimensions (in.)			Hub Opening	No. of Term.	5th Jaw Kit	Catalog Numbers		
		Line	Load	W	H	D				Steel	Aluminum	Type
320	OH/UG	3/8"-24 stud	3/8"-24 stud	15.8	20.0	6.0	HD Opening	5	Installed	-	41105-02FL	HQS
320	OH/UG	1/2"-20 Stud	1/2"-20 Stud	15.8	20.0	6.0	HD Opening	4	H35815-2	-	41704-01	HQDF
320	OH/UG	#4-600 kcmil	#4-600 kcmil	15.8	20.0	6.0	HD Opening	7	N/A	-	41707-8108 ①	HQDF
320	OH/UG	(2) #4-350 kcmil	(2) #4-350 kcmil	15.8	20.0	6.0	HD Cl. Plate	7	N/A	-	41707-826 ③④	HQDF
320	OH/UG	#4-600 kcmil	#4-600 kcmil	15.8	20.0	6.0	3" Hub Incl.	7	N/A	-	41747-8268 ①②	HQDF
320	OH/UG	#4-600 kcmil	#4-600 kcmil	15.8	20.0	6.0	3.5" Hub Inst.	7	N/A	-	41757-8208 ①②	HQDF
320	OH/UG	3/8"-24 stud	3/8"-24 stud	20.0	34.0	6.0	HD Opening	7	N/A	40107-02DU	-	HQS⑥
320	OH/UG	1/2"-20 Stud	1/2"-20 Stud	20.0	34.0	6.0	HD Cl. Plate	5	Installed	49005-02FL ④⑤⑦	49105-02FL ④⑤⑦	HQDB
320	OH/UG	1/2"-20 Stud	1/2"-20 Stud	20.0	34.0	6.0	HD Cl. Plate	7	N/A	49007-02FL ④	49107-02FL ④	HQDB

① 60162 lugs are also rated for (2) 2/0-250 kcmil.
 ② Lugs are included, not installed.
 ③ 56732 line and load lugs.

④ Ground lug included.
 ⑤ 5th terminal in 6:00 position.
 ⑥ Meter offset - no bussing

⑦ Can be used for 3-Ph 3-W applications.

Product Schedule 436



GENERAL INFORMATION:

Capacity:	320 ampere continuous, 400 ampere maximum, when wired to National Electrical Code ampacity: 600 volts.
Application:	HQ-4D: 1 phase, 3 wire; HQ-5D: 1, 2, or 3 phase, 3 wire grounded or ungrounded; HQ-7D: 3 phase, 4 wire wye or 4 wire delta.
Enclosures:	Constructed of 14 gauge galvanized steel with polyester powder finish. Also available in 28" H x 16" W aluminum box or in 31-1/2" H x 18" W steel box upon request. When ordering specify "same as Cat. # 477xx-xx except..." All boxes have ringless cover. All enclosures are NEMA type 3R.
Block Assembly:	Glass fiber reinforced polyester plastic. High strength arc and track resistant.
Bypass:	Lever-operated jaw release. Moving lever up closes bypass and unclamps meter. Meter blade to jaw terminal arcing is eliminated. The cover cannot be replaced with lever in bypassed position. Bypass capacity: 320 ampere continuous.
Terminals:	1/2" cold-headed zinc-plated steel studs with nuts and captive Belleville washers to accommodate various pressure type lugs. Supplied without lugs.
Lugs:	Connection lugs are available for use with these mounting devices. Recommended lugs are type #60162, which handle single conductor up to 600 MCM or two conductors up to 250 MCM.
UL:	HQ-4D, HQ-5D and HQ-7D mounting devices are listed by UL for use on loads up to 320 ampere continuous, 600 volts a.c.
Safety Shield:	Track resistant transparent polycarbonate insulating safety shield and fiber insulating barriers provide protection from accidental shorts and shocks.
Anti-Inversion	A wire-type jaw insert (#59676) can be used with HQ-4D to prevent inverted installation of Type MS-E single phase meters.
Insert:	The insert rejects normal width terminal blades, yet admits the MS-E's narrower upper right-hand blade. The insert is field-installable but cannot be removed in the field.
Hubs:	Single, removable, gasketless hub, cover plate or no hub. Hubs and cover plate are interchangeable.

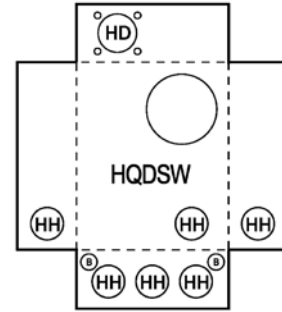
TYPE HQDSW/SWD 4-7 TERMINAL CLAMPING JAW LEVER BYPASS METER MOUNTING EQUIPMENT

Common Features

- Large enclosure
- 320A continuous duty rated
- Offset design for easier UG wiring - also OH rated
- Silver-brazed connections
- 100% rated lever bypass w/clamping action on meter
- Factory installed lugs or 3/8" stud connection
- Steel or aluminum construction
- Glass-filled polyester block construction
- Track-resistant lexan shield
- Plated copper current path
- 1/2" or 3/8" stud models available




48707-82GP



KNOCKOUTS (inches):

B: 1/2, 3/4
 HH: 2-1/2, 3, 3-1/2, 4
 HD: Ø4.281 HUB OP

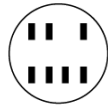
Consult the factory for other available options such as, but not limited to alternate hasp material, aluminum enclosures, alternate 5 terminal devices and special labeling.



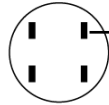
4 Terminal



5 Terminal



7 Terminal



#H59676

Anti-Inversion Wire Insert (optional)

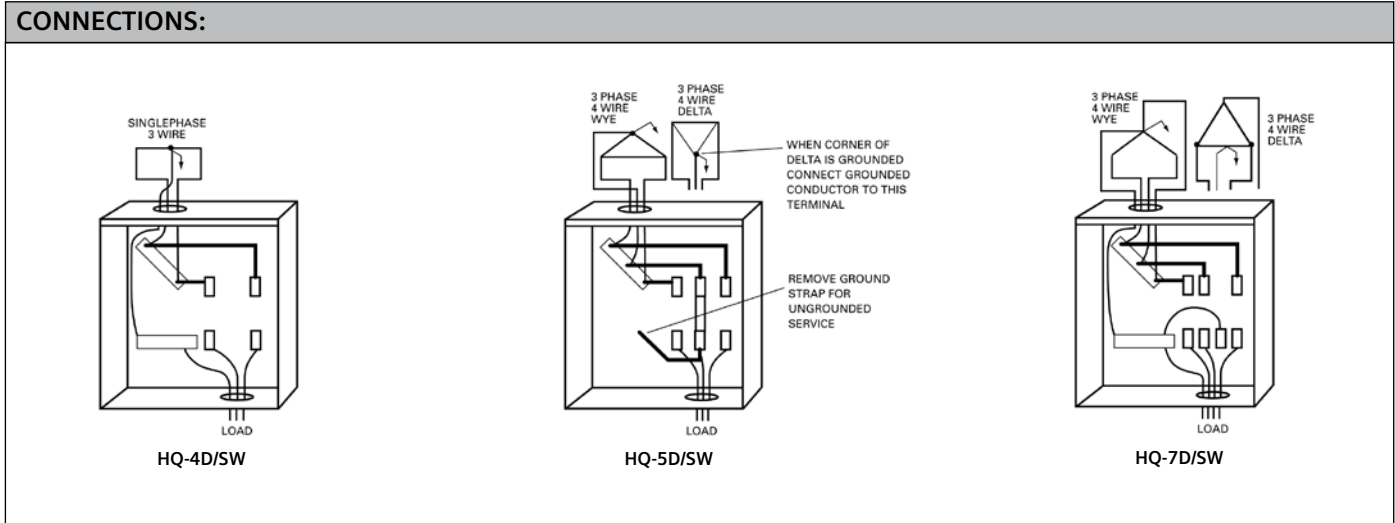
Cover Style	Cont.		Terminal Connector	Dimensions (in.)	Hub Opening	Barrel Lock KO Prov.	No. of Term.	5th Jaw Kit	Catalog Number	Enclosure				
	Amp Rating	Service Line								W	H	D	Material	Type
Ringless	320	OH/UG	1/2"-20 Stud	1/2"-20 Stud	20.0	34.0	6.0	HD Opening	N/A	4	H35815-5	44704-01	Steel	HQ4DSW
Ringless	320	OH/UG	1/2"-20 Stud	1/2"-20 Stud	20.0	34.0	6.0	HD Opening	7/16"	4	H35815-5	44704-01NU	Steel	HQ4DSW
Ringless	320	OH/UG	1/2"-20 Stud	1/2"-20 Stud	20.0	34.0	6.0	HD Cl. Plate	N/A	4	H35815-5	44704-02	Steel	HQ4DSW
Ringless	320	OH/UG	#4-600 kcmil	1/2"-20 Stud	20.0	34.0	6.0	HD Cl. Plate	N/A	4	H35815-5	44704-82 ④	Steel	HQ4DSW
Ringless	320	OH/UG	3/0-800 kcmil	3/8"-24 Stud	20.0	34.0	6.0	HD Cl. Plate	7/8"	4	H35815-5	44704-82PP	Steel	HQ4DSW
Ringless	320	OH/UG	#4-600 kcmil	#4-600 kcmil	20.0	34.0	6.0	HD Cl. Plate	N/A	4	H35815-5	44704-8265 ①③⑧	Steel	HQ4DSW
Ringless	320	OH/UG	1/2"-20 Stud	1/2"-20 Stud	20.0	34.0	6.0	HD Cl. Plate	N/A	5	Installed	44705-02 ⑨	Steel	HQ5DSW
Ringless	320	OH/UG	1/2"-20 Stud	1/2"-20 Stud	20.0	34.0	6.0	HD Opening	N/A	7	N/A	44707-01	Steel	HQ7DSW
Ringless	320	OH/UG	1/2"-20 Stud	1/2"-20 Stud	20.0	34.0	6.0	HD Opening	7/16"	7	N/A	44707-01NU	Steel	HQ7DSW
Ringless	320	OH/UG	1/2"-20 Stud	1/2"-20 Stud	20.0	34.0	6.0	HD Cl. Plate	N/A	7	N/A	44707-02	Steel	HQ7DSW
Ringless	320	OH/UG	1/2"-20 Stud	1/2"-20 Stud	20.0	34.0	6.0	HD Cl. Plate	N/A	7	N/A	44707-02FL	Steel	HQ7DSW
Ringless	320	OH/UG	3/0-800 kcmil	1/2"-20 Stud	20.0	34.0	6.0	HD Cl. Plate	N/A	7	N/A	44707-02PP	Steel	HQ5SWD
Ringless	320	OH/UG	#4-600 kcmil	#4-600 kcmil	20.0	34.0	6.0	HD Cl. Plate	N/A	7	N/A	44707-826 ①⑧	Steel	HQ7DSW
Ringless	320	OH/UG	#4-600 kcmil	(2) #4-350 kcmil	20.0	34.0	6.0	HD Cl. Plate	N/A	7	N/A	44707-82TX ②	Steel	HQ7DSW
Ringless	320	OH/UG	1/2"-20 Stud	1/2"-20 Stud	20.0	34.0	6.0	3" Hub Inst.	N/A	4	H35815-5	44744-02	Steel	HQ4DSW
Ringless	320	OH/UG	1/2"-20 Stud	1/2"-20 Stud	20.0	34.0	6.0	3" Hub Inst.	N/A	7	N/A	44747-02	Steel	HQ7DSW
Ringless	320	OH/UG	1/2"-20 Stud	1/2"-20 Stud	20.0	34.0	6.0	3.5" Hub Inst.	N/A	4	H35815-5	44754-02	Steel	HQ4DSW
Ringless	320	UG	#4-600 kcmil	(2) #2-500 kcmil	20.0	34.0	6.0	HD Cl. Plate	N/A	4	H35815-5	47404-82 ③⑤⑥⑧	Steel	HQ4SWD
Ringless	320	OH/UG	3/8"-24 Stud	3/8"-24 Stud	20.0	34.0	6.0	HD Cl. Plate	7/8"	4	H35815-5	48704-02	Steel	HQ4SWD
Ringless	320	OH/UG	#4-600 kcmil	#4-600 kcmil	20.0	34.0	6.0	HD Cl. Plate	7/8"	4	H35815-5	48704-82GP ①③⑧	Steel	HQ4SWD
Ringless	320	OH/UG	#4-600 kcmil	(2) #2-500 kcmil	20.0	34.0	6.0	HD Cl. Plate	N/A	4	H35815-5	48704-82GU ③⑤⑧	Steel	HQ4SWD
Ringless	320	OH/UG	3/8"-24 Stud	3/8"-24 Stud	20.0	34.0	6.0	HD Cl. Plate	7/8"	5	Installed	48705-02FE	Steel	HQ5SWD
Ringless	320	OH/UG	3/8"-24 Stud	3/8"-24 Stud	20.0	34.0	6.0	HD Cl. Plate	N/A	5	Installed	48705-08	Steel	HQ5SWD
Ringless	320	OH/UG	3/8"-24 Stud	3/8"-24 Stud	20.0	34.0	6.0	HD Cl. Plate	7/8"	7	N/A	48707-02	Steel	HQ7SWD
Ringless	320	OH/UG	3/8"-24 Stud	3/8"-24 Stud	20.0	34.0	6.0	HD Cl. Plate	7/16"	7	N/A	48707-029	Steel	HQ7SWD
Ringless	320	OH/UG	3/8"-24 Stud	3/8"-24 Stud	20.0	34.0	6.0	HD Cl. Plate	N/A	7	N/A	48707-02FE	Steel	HQ7SWD
Ringless	320	OH/UG	(2)#4-350kcmil	(2)#6-250kcmil	20.0	34.0	6.0	HD Cl. Plate	N/A	7	N/A	48707-82	Steel	HQ7SWD
Ringless	320	OH/UG	#4-600 kcmil	#4-600 kcmil	20.0	34.0	6.0	HD Cl. Plate	7/8"	7	N/A	48707-82GP ①③⑧	Steel	HQ7SWD
Ringless	320	OH/UG	3/8"-24 Stud	3/8"-24 Stud	20.0	34.0	6.0	HD Cl. Plate	7/16"	5	Installed	9804-9146 ⑦	Steel	HQ5SD
Ringless	320	OH/UG	3/8"-24 Stud	3/8"-24 Stud	20.0	34.0	6.0	HD Cl. Plate	7/16"	7	N/A	9804-9147 ⑦	Steel	HQ7SD
Ringless	320	OH/UG	3/8"-24 Stud	3/8"-24 Stud	20.0	34.0	6.0	HD Cl. Plate	N/A	7	N/A	47407-02	Steel	HQ7SWD
Ringless	320	OH/UG	(2)#4-350 kcmil	(2)#4-350 kcmil	20.0	34.0	6.0	HD Cl. Plate	7/8"	4	H35815-5	48704-82	Steel	HQ4SWD

① 60162 lugs are also rated for (2) 2/0-250 kcmil.
 ② 60162 line lugs, 56732-1 load side lugs.

③ Anti-inversion clip, 59676D, included.
 ④ 56476 line lugs, 60162 line neutral lug.
 ⑤ 60162 line lugs, 56490 load lugs.
 ⑥ UG only - interior moved up.

⑦ Offset design - no bussing. HQS block.
 ⑧ Ground lug included.
 ⑨ Can be used for 3-Ph 3-W applications.

GENERAL INFORMATION:	
Capacity:	320 ampere continuous, 400 ampere maximum, when wired to National Electrical Code ampacity; 600 volts.
Application:	HQ-4D/SW: 1 phase, 3 wire; HQ-5D/SW: 1, 2 or 3 phase, 3 wire grounded or ungrounded; HQ-7D/SW: 3 phase, 4 wire wye or delta.
Enclosures:	Constructed of 14 gauge galvanized steel with polyester powder finish. All boxes have a ringless cover. All enclosures are NEMA type 3R.
Bypass:	Lever-operated jaw release. Moving lever up closes bypass and unclamps meter blades. Meter blade to jaw terminal arcing is eliminated. The cover cannot be replaced with lever in bypassed position. Bypass capacity: 320 ampere continuous.
Terminals:	3/8" or 1/2" cold-headed zinc-plated steel studs with nuts and captive Belleville washers to accommodate various pressure type lugs. Supplied without lugs unless otherwise indicated.
Lugs:	Connection lugs are available for use with these mounting devices.
UL:	HQ-4D/SW, HQ-5D/SW and HQ-7D/SW mounting devices are listed by UL for use on underground feed services with loads up to 320 amps continuous, 600 volts a.c. Units supplied with hubs are not UL labeled..
Safety Shield:	Track resistant transparent polycarbonate insulating safety shield and insulating barriers provides protection from accidental shorts and shocks.
Anti-Inversion Insert:	An optional wire-type jaw insert (#H59676) can be used with HQ-4S to prevent inverted installation of Talon Class 320 single phase meters. The insert rejects normal width terminal blades, yet admits the Talon Class 320 narrower upper right-hand blade. The insert is field-installable but cannot be removed in the field.



Product Schedule 440



TYPE K4 400/480A BOLT-IN METER MOUNTING EQUIPMENT

Common Features

- 400A and 480A continuous duty models available
- Heavy duty construction using 1/2" plated bolts
- Rake-type bypass available
- Factory installed lugs or 1/2" stud connection
- Steel or aluminum construction
- Polycarbonate safety shield available
- Non-UL listed units (due to wire bend)
- Plated copper current path



9809-8507

Consult the factory for other available options such as, but not limited to alternate hasp material, aluminum enclosures and special labeling.

Cont. Amp Rating		Terminal Connector			Dimensions (in.)			Hub Opening	Catalog Number	Encl. Material	Bypass	Type
		Line	Load	Neutral	W	H	D					
400	OH/UG	(2) #4-500 kcmil (56427-M)	(2) #4-500 kcmil (56425-M)	(2) #4-500 kcmil (56425-M)	13.8	26.0	6.0	3" Hub Inst.	9809-8239 ①②	Steel	H56495	K4 - non UL
400	OH/UG	(2) #6-350 kcmil (56425)	(2) #6-350 kcmil (56425)	(4) #6-350 kcmil (56426)	13.8	26.0	6.0	HD Cl. Plate	9809-8244 ①	Steel	H56495	K4 - non UL
400	OH/UG	(2) #6-350 kcmil (56427)	(2) #6-350 kcmil (56425)	(4) #6-350 kcmil (56426)	13.8	26.0	6.0	3" Hub Inst.	9809-8205 ①	Steel	H56495	K4 - non UL
400	OH/UG	(2) #6-350 kcmil (56427)	(2) #6-350 kcmil (56425)	(4) #6-350 kcmil (56426)	13.8	26.0	6.0	3" Hub Inst.	9809-8214 ①④	Steel	H56495	K4 - non UL
400	UG	(2) #6-350 kcmil (56427)	(2) #6-350 kcmil (56425)	(4) #6-350 kcmil (56426)	13.8	26.0	6.0	Blank Top	9809-8200 ①	Steel	H56495	K4 - non UL
400	OH/UG	(2) #6-350 kcmil (56427)	(2) #6-350 kcmil (56425)	(4) #6-350 kcmil (56426)	13.8	26.0	6.0	HD Cl. Plate	9809-8203 ①	Steel	H56495	K4 - non UL
400	OH/UG	(2) #6-350 kcmil (56427)	(2) #6-350 kcmil (56425)	(4) #6-350 kcmil (56426)	13.8	26.0	6.0	HD Cl. Plate	9809-8212 ①⑤	Steel	H56495	K4 - non UL
400	OH/UG	(2) #6-350 kcmil (56427)	(2) #6-350 kcmil (56425)	(4) #6-350 kcmil (56426)	13.8	26.0	6.0	HD Cl. Plate	9809-8461 ①	Steel	H56495	K4 - non UL
400	OH/UG	1/2"-20 Stud	1/2"-20 Stud	1/2"-20 Stud	13.8	26.0	6.0	(2) 2" Hubs Inst.	9809-8436	Steel	H56495	K4 - non UL
400	OH/UG	1/2"-20 Stud	1/2"-20 Stud	1/2"-20 Stud	13.8	26.0	6.0	3" Hub Inst.	9809-8417	Steel	H56495	K4 - non UL
400	OH/UG	1/2"-20 Stud	1/2"-20 Stud	1/2"-20 Stud	13.8	26.0	6.0	3.5" Hub Inst.	9809-8455 ⑨	Steel	H56495	K4 - non UL
400	UG	1/2"-20 Stud	1/2"-20 Stud	1/2"-20 Stud	13.8	26.0	6.0	Blank Top	9809-8414	Steel	H56495	K4 - non UL
400	OH/UG	1/2"-20 Stud	1/2"-20 Stud	1/2"-20 Stud	13.8	26.0	6.0	HD Cl. Plate	9809-8416	Steel	H56495	K4 - non UL
400	OH/UG	1/2"-20 Stud	1/2"-20 Stud	1/2"-20 Stud	13.8	26.0	6.0	HD Cl. Plate	9809-8438	Steel	H56495	K4 - non UL
400	OH/UG	1/2"-20 Stud	1/2"-20 Stud	1/2"-20 Stud	13.8	26.0	6.0	HD Cl. Plate	9809-8459 ⑧	Steel	H56495	K4 - non UL
400	OH/UG	1/2"-20 Stud	1/2"-20 Stud	1/2"-20 Stud	13.8	26.0	6.0	HD Cl. Plate	9809-8507 ⑥⑦	Steel	H56495	K4 - non UL
400	OH/UG	1/2"-20 Stud	1/2"-20 Stud	1/2"-20 Stud	13.8	26.0	6.0	HD Opening	9809-8236 ①③	Steel	H56495	K4 - non UL
400	OH/UG	3/0-800 kcmil (56733)	3/0-800 kcmil (56477)	3/0-800 kcmil (56476)	13.8	26.0	6.0	3" Hub Inst.	9809-8206 ①	Steel	H56495	K4 - non UL
400	UG	3/0-800 kcmil (56733)	3/0-800 kcmil (56477)	3/0-800 kcmil (56476)	13.8	26.0	6.0	Blank Top	9809-8449 ①	Steel	H56495	K4 - non UL
400	UG	3/0-800 kcmil (56733)	(2) #6-350 kcmil (56425)	(4) #6-350 kcmil (56426)	13.8	26.0	6.0	Blank Top	9809-8460 ①	Steel	H56495	K4 - non UL
400	OH/UG	3/0-800 kcmil (56733)	3/0-800 kcmil (56477)	3/0-800 kcmil (56476)	13.8	26.0	6.0	HD Cl. Plate	9809-8204 ①	Steel	H56495	K4 - non UL
400	OH/UG	3/0-800 kcmil (56733)	3/0-800 kcmil (56477)	3/0-800 kcmil (56476)	13.8	26.0	6.0	HD Cl. Plate	9809-8213 ①⑤	Steel	H56495	K4 - non UL
400	OH/UG	3/0-800 kcmil (56733)	(2) #6-350 kcmil (56425)	(4) #6-350 kcmil (56426)	13.8	26.0	6.0	HD Opening	9809-8462 ①④	Steel	H56495	K4 - non UL

① Ground lug included.

② Closure plate included.

③ Device has neutral bar in place of stud.

④ Special K.O. config. Back K.O. 2, 2, 5, 3.

⑤ Special K.O. config. Back K.O. 2, 5, 3, 3, 5.

⑥ Special K.O. config. No K.O.s on side or back.

⑦ Lug extender installed - line side.

⑧ Cover includes hazardous voltage label.

⑨ "Residential Use" ink stamp.

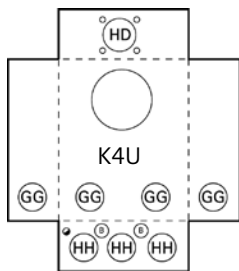
Product Schedule 440



GENERAL INFORMATION:

Capacity: 400 amperes continuous - 300 volts a.c.
 Application: For use with 3 wire single phase self-contained Type MS-K watt/hour meters.
 Enclosures: Constructed of 14 gauge galvanized steel suitable for indoor or outdoor installations. All enclosures are NEMA type 3R.
 Bypass: Separate manual type #H56495.
 Terminals: 1/2" - 20 steel studs with nuts and captive Belleville washers to accommodate various pressure-type lugs for conductors from #6 to 800 KCMIL.
 Blocks: Glass fiber reinforced polyester plastic. High strength arc and track resistant.
 Meter: Two position stud type. One set of studs provides out-of-service storage. The in-service studs are positioned so the meter
 Mounting: Cannot be installed upside-down.
 UL: Devices on this schedule are not UL listed due to wire bend requirements.

KNOCKOUT DIAGRAM: ①

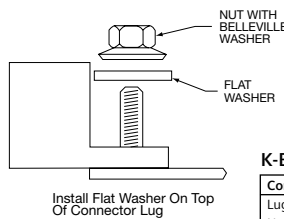


KNOCKOUTS (inches):

B: 1/2, 3/4
 GG: 2-1/2, 3, 3-1/2
 HH: 2-1/2, 3, 3-1/2, 4
 HD: Ø4.281 HUB OP

① See notes for exceptions.

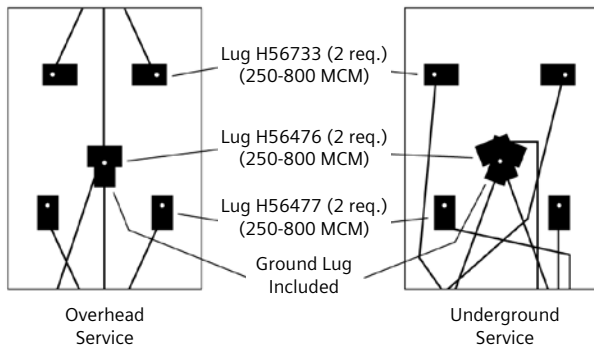
TORQUE DATA:



K-Base Torque Specifications

Connection	Part No.	Stud Size	Wrench Size	Torque
Lug Mounting Nut/Washer	H56271	1/2" - 20	3/4" Hex	500 in-lbs.
Meter Mounting Nut/Washer	56271-2	5/16" - 24	1/2" Hex	150 in-lbs.
Lug Wire Binding Screws	-	-	5/16" Allen 3/8" Allen 1/2" Allen	275 in-lbs. 375 in-lbs. 500 in-lbs.

CONNECTIONS:



Connectors for single conductor per terminal

Connectors for two conductors per terminal

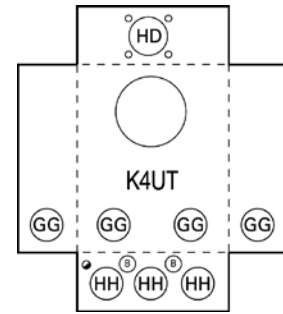
TYPE K4UT 400/480A BOLT-IN METER MOUNTING EQUIPMENT

Common Features

- 400A and 480A continuous duty models available
- Heavy duty construction using 1/2" plated bolts
- Rake-type bypass available
- Factory installed lugs or 1/2" stud connection
- Steel or aluminum construction
- Polycarbonate safety shield available
- UL listed for top and bottom feed
- Plated copper current path



9810-8507



KNOCKOUTS (inches):

- : 1/4
- B: 1/2, 3/4
- GG: 2-1/2, 3, 3-1/2
- HH: 2-1/2, 3, 3-1/2, 4
- HD: Ø4.281 HUB OP

Consult the factory for other available options such as, but not limited to alternate hasp material, aluminum enclosures and special labeling.

Cont. Amp Rating	Service	Terminal Connector			Dimensions (inches)			Hub Opening	Catalog Number	Enclosure Material	Bypass ^⑦	Type
		Line	Load	Neutral	W	H	D					
400	OH/UG	(2) #6-350 kcmil (56427)	(2) #6-350 kcmil (56425)	(4) #6-350 kcmil (56426)	17.8	36.0	6.0	HD Cl. Plate	9810-8502 ④	Steel	H56495	K4UT
400	OH/UG	1/2"-20 Stud	1/2"-20 Stud	1/2"-20 Stud	17.8	36.0	6.0	HD Cl. Plate	9810-8507 ④	Steel	H56495	K4UT
400	OH/UG	1/2"-20 Stud	1/2"-20 Stud	1/2"-20 Stud	17.8	36.0	6.0	HD Cl. Plate	9810-8521 ⑤⑥	Steel	H56495	K4UT
400	OH/UG	1/2"-20 Stud	1/2"-20 Stud	(2) 1/2"-20 Stud	17.8	36.0	6.0	HD Cl. Plate	9810-8523 ②④	Steel	H56495	K4UT
400	OH/UG	1/2"-20 Stud	1/2"-20 Stud	1/2"-20 Stud	17.8	36.0	6.0	HD Cl. Plate	9810-8526 ①⑤	Steel	H56495	K4UT
400	OH/UG	(2) #2-500 kcmil (56427-M)	(2) #2-500 kcmil (56425-M)	(2) #2-500 kcmil (56490)	17.8	36.0	6.0	HD Cl. Plate	9810-8527 ②④⑤	Steel	H56495	K4UT
400	OH/UG	1/2"-20 Stud	1/2"-20 Stud	(2) 1/2"-20 Stud	17.8	36.0	6.0	HD Cl. Plate	9810-8528 ①②③	Steel	H56495	K4UT
400	OH/UG	(2) #2-500 kcmil (56427-M)	(2) #2-500 kcmil (56425-M)	(2) #2-500 kcmil (56490)	17.8	36.0	6.0	HD Cl. Plate	9810-8542 ②④	Ptd. Aluminum	H56495	K4UT
400	OH/UG	1/2"-20 Stud	1/2"-20 Stud	1/2"-20 Stud	17.8	36.0	6.0	3.5" Hub Inst.	9810-8545	Steel	H56495	K4UT
400	OH/UG	3/0-800 kcmil (56733)	3/0-800 kcmil (56477)	3/0-800 kcmil (56476)	17.8	36.0	6.0	HD Cl. Plate	N9810-8517	Steel	H56495	K4UT
480	OH/UG	(2) #2-500 kcmil (56427-M)	(2) #2-500 kcmil (56425-M)	(2) #2-500 kcmil (56490)	17.8	36.0	6.0	(2) HD Cl. Plates	9810-9502 ④	Steel	H56495	K4UT
480	OH/UG	1/2"-20 Stud	1/2"-20 Stud	1/2"-20 Stud	17.8	36.0	6.0	(2) HD Cl. Plates	9810-9507 ④	Steel	H56495	K4UT
480	OH/UG	(2) #2-500 kcmil (56427-M)	(2) #2-500 kcmil (56425-M)	(2) #2-500 kcmil (56490)	17.8	36.0	6.0	(2) HD Cl. Plates	9810-9542 ②④	Ptd. Aluminum	H56495	K4UT
480	OH/UG	(2) #2-500 kcmil (56427-M)	(2) #2-500 kcmil (56427-M)	(4) #6-350 kcmil (56426)	17.8	36.0	6.0	(2) HD Cl. Plates	9810-9546 ④	Steel	H56495	K4UT
480	OH/UG	(3) #6-250 kcmil (67753-1)	(3) #6-250 kcmil (67753-1)	(4) #6-350 kcmil (56426)	17.8	36.0	6.0	(2) HD Cl. Plates	9810-9549	Ptd. Aluminum	H56495	K4UT

① 2 ground lugs included.

② Device has neutral bar with (2) studs.

③ Lug extender (59299) installed on line side.

④ Ground lug included.

⑤ Safety shield installed.

⑥ Includes 7/8" barrel lock K.O. and bracket

⑦ Bypass not included.

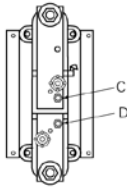
Product Schedule 443



GENERAL INFORMATION:

Capacity: 400 or 480 ampere continuous, 300 volts a.c.
 Application: For use with 3 wire single phase.
 Enclosures: Constructed of 14 gauge G90 steel suitable for indoor or outdoor installation. All enclosures are NEMA type 3R.
 Bypass: Separate manual type #H56495.
 Blocks: Glass fiber reinforced polyester plastic. High strength, arc and track resistant.
 Terminals: 1/2" cold headed cadmium plated steel studs with nuts and captive Belleville washers to accommodate various pressure type lugs for conductors from #6 to 800 KCMIL.
 Hubs: No hub. 3", 3-1/2", 4" removable type.
 UL: Type K-4UT devices are UL listed.

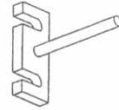
K-BASE BYPASSES:



K-4 Block Assembly

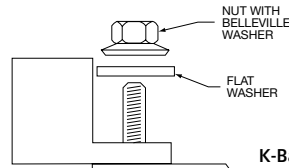
K-4 Bypass #56495, 2 required. For use when removing meter from K-4 mounting device.

1. Loosen nuts "C" and "D" 4 full turns.
2. Place bypass under nuts, shorting across from line to load side.
3. Tighten all nuts securely.



K-4 Bypass H56495

TORQUE DATA:



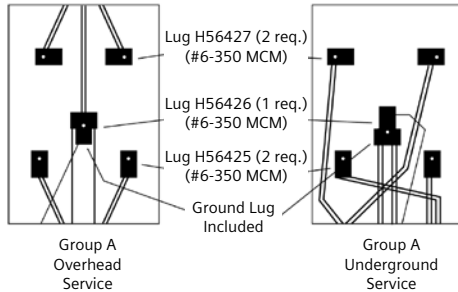
Install Flat Washer On Top Of Connector Lug

K-Base Torque Specifications

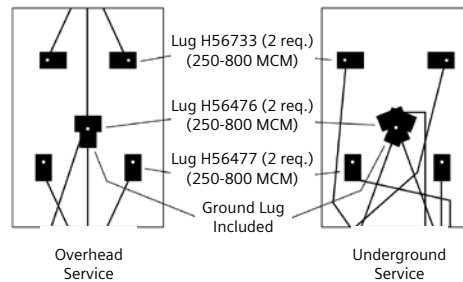
Connection	Part No.	Stud Size	Wrench Size	Torque
Lug Mounting Nut/Washer	H56271	1/2" - 20	3/4" Hex	500 in-lbs.
Meter Mounting Nut/Washer	H56271-2	5/16" - 24	1/2" Hex	150 in-lbs.
Lug Wire Binding Screws	-	-	5/16" Allen 3/8" Allen 1/2" Allen	275 in-lbs. 375 in-lbs. 500 in-lbs.

CONNECTIONS:

Lug Group Option A For two conductors/terminal



Optional Lugs For two conductors/terminal



TYPE K7 400/600A BOLT-IN METER MOUNTING EQUIPMENT

Common Features

- 400A and 480A continuous duty models available
- Heavy duty construction using 1/2" plated bolts
- Rake-type bypass and rotary available
- Factory installed lugs or 1/2" stud connection
- Steel or aluminum construction
- Polycarbonate safety shield available
- Non-UL and UL listed units
- Plated copper current path



Consult the factory for other available options such as, but not limited to alternate hasp material, aluminum enclosures and special labeling.

Cont. Amp Rating	Service Line	Terminal Connector				Dimensions (in.)			Hub Opening	Catalog Number	Encl. Material Bypass Type		
		Phase Load	Line	Neutral Load		W	H	D					
400	OH/UG	(2)#6-350 kcmil (58853)	(2) #4-350 kcmil (56732)	(2) #4-350 kcmil (56732)	(2) #4-350 kcmil (56732)	20.3	34.0	6.1	HD Cl. Plate	9817-8005 ①	Steel	H58888 or K7 H69623	
400	OH/UG	(2)#6-350 kcmil (58853)	(2) #4-350 kcmil (56732)	(2) #4-350 kcmil (56732)	(2) #4-350 kcmil (56732)	20.3	34.0	6.1	HD Cl. Plate	9817-8012	Steel	H58888 or K7 H69623	
400	OH/UG	(2)#6-350 kcmil (58853)	(2) #4-350 kcmil (56732)	(2) #4-350 kcmil (56732)	(2) #4-350 kcmil (56732)	20.3	34.0	6.1	HD Cl. Plate	9817-8013 ①	Steel	H58888 or K7 H69623	
400	OH/UG	1/2"-20 Stud	1/2"-20 Stud	1/2"-20 Stud	1/2"-20 Stud	20.3	34.0	6.1	HD Cl. Plate	9817-8029	Steel	H58888 or K7 H69623	
400	OH/UG	1/2"-20 Stud	1/2"-20 Stud	1/2"-20 Stud	1/2"-20 Stud	20.3	34.0	6.1	3.5" Hub Inst.	9817-8043 ③④	Steel	H58888 or K7 H69623	
400	OH/UG	3/0-800 kcmil (58852)	(2) #4-350 kcmil (56732)	3/0-800 kcmil (56476)	(2) #4-350 kcmil (56732)	20.3	34.0	6.1	HD Cl. Plate	9817-8052	Steel	H58888 or K7 H69623	
400	OH/UG	1/2"-20 Stud (56732)	(2) #4-350 kcmil (56476)	3/0-800 kcmil (56476)	3/0-800 kcmil (56476)	20.3	34.0	6.1	HD Cl. Plate	9817-8053 ①	Steel	H58888 or K7 H69623	
400	OH/UG	1/2"-20 Stud	1/2"-20 Stud	1/2"-20 Stud	1/2"-20 Stud	20.3	34.0	6.1	HD Cl. Plate	9817-8069 ①	Steel	H58888 or K7 H69623	
400	OH/UG	(2)#6-350 kcmil (58853)	(2) #4-350 kcmil (56732)	(2) #4-350 kcmil (56732)	(2) #4-350 kcmil (56732)	20.3	34.0	6.1	HD Cl. Plate	9817-8113 ①⑥	Steel	H58888 or K5 69623	
400	OH/UG	3/0-800 kcmil (58852)	3/0-800 kcmil (56476)	3/0-800 kcmil (56476)	3/0-800 kcmil (56476)	20.3	34.0	6.1	HD Cl. Plate	N9817-8015 ①	Steel	H58888 or K7 69623	
400	OH/UG	3/0-800 kcmil (56476)	3/0-800 kcmil (56476)	3/0-800 kcmil (56476)	3/0-800 kcmil (56476)	20.3	34.0	6.1	3" Hub Inst.	N9817-8023 ①③	Steel	58888 or K7 69623	
400	OH/UG	(2) #4-350 kcmil (56732)	(2) #4-350 kcmil (56732)	(2) #4-350 kcmil (56732)	(2) #4-350 kcmil (56732)	20.3	34.0	6.1	4" Hub Inst.	N9817-8025 ①③	Steel	58888 or K7 69623	
400	OH/UG	3/0-800 kcmil (56476)	3/0-800 kcmil (56476)	3/0-800 kcmil (56476)	3/0-800 kcmil (56476)	20.3	34.0	6.1	4" Hub Inst.	N9817-8027 ①③	Steel	58888 or K7 69623	
400	UG	1/2"-20 Stud	1/2"-20 Stud	1/2"-20 Stud	1/2"-20 Stud	20.3	34.0	6.1	HD Cl. Plate	9817-8031	Steel	58888 or K7 69623	
400	UG	1/2"-20 Stud	1/2"-20 Stud	1/2"-20 Stud	1/2"-20 Stud	20.3	34.0	6.1	HD Cl. Plate	9817-8041 ①⑤	Steel	58888 or K7 69623	
400	UG	1/2"-20 Stud	1/2"-20 Stud	1/2"-20 Stud	1/2"-20 Stud	20.3	34.0	6.1	HD Cl. Plate	9817-8045 ①⑤	Steel	58888 or K7 69623	
400	UG	1/2"-20 Stud	1/2"-20 Stud	1/2"-20 Stud	1/2"-20 Stud	20.3	34.0	6.1	HD Cl. Plate	9817-8061 ①⑦	Steel	58888 or K7 69623	
400	UG	1/2"-20 Stud	1/2"-20 Stud	1/2"-20 Stud	1/2"-20 Stud	20.3	34.0	6.1	HD Cl. Plate	9817-8062 ①⑦	Alum	58888 or K7 69623	

① Ground lug included.
 ② Closure plate included.
 ③ Special K.O. config.: 1 K.O. on bottom 2.5" - 4".

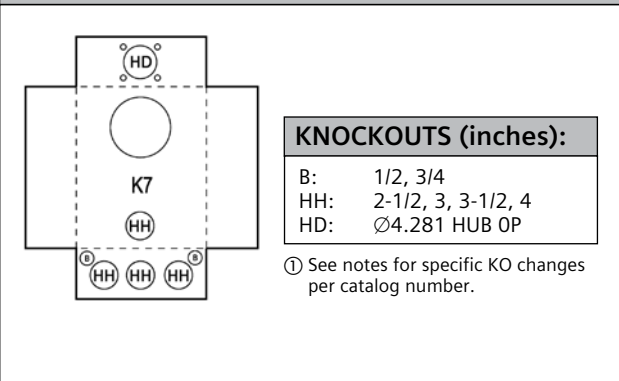
④ "Residential Use" ink stamp.
 ⑤ Installed jumper for center phase for UG use.
 ⑥ 3 phase, 3 wire or 1 phase 3 wire applications only.

⑦ Unit is UL listed for UG use only.
 ⑧ Bypass not included.

GENERAL INFORMATION:

Capacity: 400 amperes continuous at 600 volts a.c.
 Application: For use with self-contained Type MT-K watt/hour meters on 3 phase, 4 wire wye and 4 wire delta services.
 Enclosures: Constructed of 14 gauge galvanized steel suitable for indoor or outdoor installations. Ringless cover. Aluminum enclosure available. Consult factory. All enclosures are NEMA type 3R.
 Bypass: Separate manual type (H58888). Three required, 400 ampere bypass capacity.
 Blocks: Glass fiber reinforced polyester plastic. High strength, arc and track resistant.
 Terminals: 1/2" - 20 plated steel studs with nuts and captive Belleville washers to accommodate various pressure type lugs for conductors from #6 to 800 KCM Cu or Al. Use 3/4" insulated wrench to fasten connectors to block (#55598).
 Meter Mounting: The meter is mounted on six studs using 5/16" - 24 studs with nuts with captive Belleville washers. The three upper studs are positioned so that the meter cannot be installed upside down. Use 1/2" insulated wrench (#55585). Another set of studs provides out-of-service storage. With the meter in this position the slide plate in the box cover can be reversed so the cover can be reinstalled with the words "out of service" showing.
 UL: Type K-7 and K-7T are UL listed.

KNOCKOUT DIAGRAM: ①



TORQUE DATA:

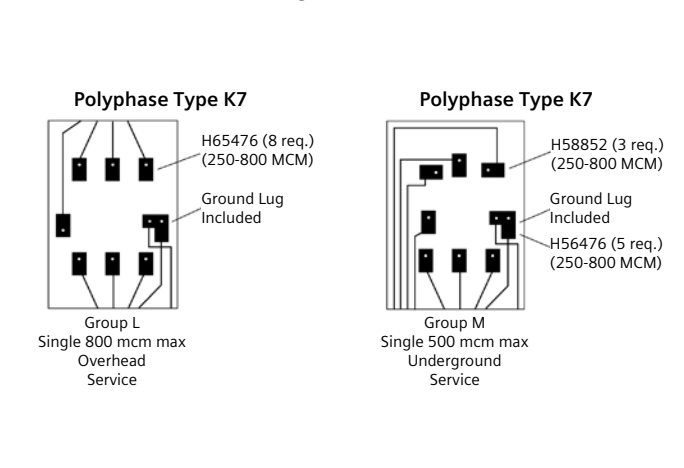
Install Flat Washer On Top Of Connector Lug

K-Base Torque Specifications

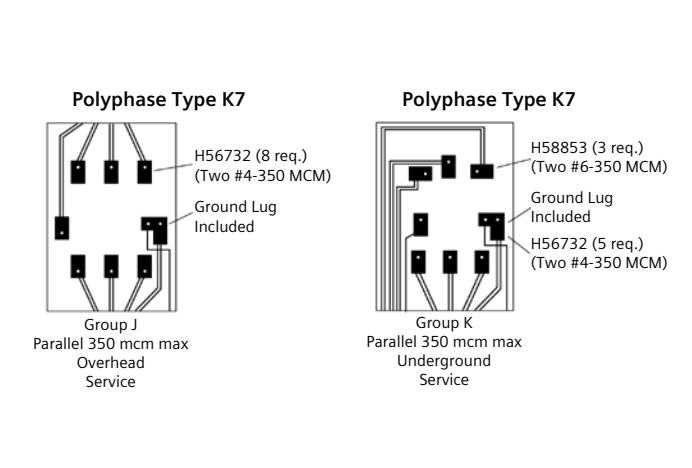
Connection	Part No.	Stud Size	Wrench Size	Torque
Lug Mounting Nut/Washer	H56271	1/2" - 20	3/4" Hex	500 in-lbs.
Meter Mounting Nut/Washer	H56271-2	5/16" - 24	1/2" Hex	150 in-lbs.
Lug Wire Binding Screws	-	-	5/16" Allen 3/8" Allen 1/2" Allen	275 in-lbs. 375 in-lbs. 500 in-lbs.

CONNECTIONS:

Connectors for Single Conductor Per Terminal



Connectors for Two Conductors Per Terminal



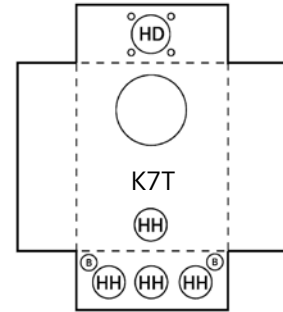
TYPE K7T/K7SW 400/480A BOLT-IN METER MOUNTING EQUIPMENT

Common Features

- 400A and 480A continuous duty models available
- Heavy duty construction using 1/2" plated bolts
- Rake-type and rotary bypass available
- Factory installed lugs or 1/2" stud connection
- Steel or aluminum construction
- Polycarbonate safety shield available
- All units are UL listed
- Plated copper current path



9817-9504



KNOCKOUTS (inches):

B: 1/2, 3/4
 HH: 2-1/2, 3, 3-1/2, 4
 HD: Ø4.281 HUB OP

Consult the factory for other available options such as, but not limited to alternate hasp material, aluminum enclosures and special labeling. Note: All K7T and K7SW are U.L. listed for OH and UG use. Installed lugs are intended for dedicated OH or UG applications. Please ensure lug listing complies with application requirements. Remove lugs if necessary to obtain proper configuration for needed application.

Cont. Amp Rating	Service	Terminal Connectors - See Note Below				Dimensions (in.)			Hub Opening	Catalog Number	Encl. Bypass		Type	
		Phase Line	Load	Neutral Line	Load	W	H	D			Matl.	⑥		
480	OH/UG	1/2"-20 Stud	1/2"-20 Stud	1/2"-20 Stud	1/2"-20 Stud	20.3	43.1	6.1	(2) HD Cl. Pl.	9817-9404	①⑤	Steel	Not Incl.	K5T
480	OH/UG	(2) #4-500 kcmil	(2) #4-500 kcmil	(2) #4-500 kcmil	(2) #4-500 kcmil	20.3	43.1	6.1	(2) HD Cl. Pl.	9817-9405	①⑤	Steel	Not Incl.	K5T
480	OH/UG	(2) #4-500 kcmil	(2) #4-500 kcmil	(2) #4-500 kcmil	(2) #4-500 kcmil	20.3	43.1	6.1	(2) HD Cl. Pl.	9817-9406	①⑤	Steel	Not Incl.	K5T
480	OH/UG	1/2"-20 Stud	1/2"-20 Stud	1/2"-20 Stud	1/2"-20 Stud	26.1	37.7	6.1	(2) HD Prov.	9817-9801	①②	Steel	Not Incl.	K7SW
480	OH/UG	1/2"-20 Stud	1/2"-20 Stud	1/2"-20 Stud	1/2"-20 Stud	26.1	37.7	6.1	(2) HD Cl. Pl.	9817-9802	①②③	Steel	Not Incl.	K7SW
480	OH/UG	1/2"-20 Stud	1/2"-20 Stud	1/2"-20 Stud	1/2"-20 Stud	26.1	37.7	6.1	(2) HD Cl. Pl.	9817-9803	①	Steel	69623	K7SW
480	OH/UG	1/2"-20 Stud	1/2"-20 Stud	1/2"-20 Stud	1/2"-20 Stud	26.1	37.7	6.1	(2) HD Cl. Pl.	9817-9804	①②	Steel	Not Incl.	K7SW
400	OH/UG	(2) #4-350 kcmil	(2) #4-350 kcmil	(2) #4-350 kcmil	(2) #4-350 kcmil	20.3	43.1	6.1	HD Opening	9817-8501	①	Steel	Not Incl.	K7T
400	OH/UG	(2) #4-350 kcmil	(2) #4-350 kcmil	(2) #4-350 kcmil	(2) #4-350 kcmil	20.3	43.1	6.1	3" Hub Inst.	9817-8503	①	Steel	Not Incl.	K7T
400	OH/UG	(2)#6-350 kcmil	(2) #4-350 kcmil	(2) #4-350 kcmil	(2) #4-350 kcmil	20.3	43.1	6.1	HD Cl. Plate	9817-8507	①	Steel	Not Incl.	K7T
400	OH/UG	1/2"-20 Stud	1/2"-20 Stud	1/2"-20 Stud	1/2"-20 Stud	20.3	43.1	6.1	HD Opening	9817-8511	①	Steel	Not Incl.	K7T
400	OH/UG	1/2"-20 Stud	1/2"-20 Stud	1/2"-20 Stud	1/2"-20 Stud	20.3	43.1	6.1	HD Cl. Plate	9817-8512	①	Steel	Not Incl.	K7T
400	OH/UG	1/2"-20 Stud	1/2"-20 Stud	1/2"-20 Stud	1/2"-20 Stud	20.3	43.1	6.1	HD Cl. Plate	9817-8526	②③	Steel	Not Incl.	K7T
400	OH/UG	1/2"-20 Stud	1/2"-20 Stud	1/2"-20 Stud	1/2"-20 Stud	20.3	43.1	6.1	HD Cl. Plate	9817-8528	①	Steel	Not Incl.	K7T
400	OH/UG	1/2"-20 Stud	1/2"-20 Stud	1/2"-20 Stud	1/2"-20 Stud	20.3	43.1	6.1	HD Cl. Plate	9817-8529	①	Alum.	Not Incl.	K7T
400	OH/UG	1/2"-20 Stud	1/2"-20 Stud	1/2"-20 Stud	1/2"-20 Stud	20.3	43.1	6.1	HD Cl. Plate	9817-8532	①②	Steel	Not Incl.	K7T
400	OH/UG	1/2"-20 Stud	1/2"-20 Stud	1/2"-20 Stud	1/2"-20 Stud	20.3	43.1	6.1	HD Cl. Plate	9817-8534	①③	Steel	Not Incl.	K7T
480	OH/UG	1/2"-20 Stud	1/2"-20 Stud	1/2"-20 Stud	1/2"-20 Stud	20.3	43.1	6.1	(2) HD Cl. Pl.	9817-9504	①	Steel	Not Incl.	K7T
480	OH/UG	(2) #4-500 kcmil	(2) #4-500 kcmil	((2) #4-500 kcmil	(2) #4-500 kcmil	20.3	43.1	6.1	(2) HD Cl. Pl.	9817-9505	①	Steel	Not Incl.	K7T
480	OH/UG	(2) #4-500 kcmil	(2) #4-500 kcmil	(2) #4-500 kcmil	(2) #4-500 kcmil	20.3	43.1	6.1	(2) HD Cl. Pl.	9817-9506	①	Steel	Not Incl.	K7T
480	OH/UG	(2) #4-500 kcmil	(2) #4-500 kcmil	(2) #4-500 kcmil	(2) #4-500 kcmil	20.3	43.1	6.1	(2) 3.5" Hubs Inst.	9817-9510	①	Steel	Not Incl.	K7T
480	OH/UG	(2) #4-500 kcmil	(2) #4-500 kcmil	(2) #4-500 kcmil	(2) #4-500 kcmil	20.3	43.1	6.1	(2) 4" Hubs Inst.	9817-9512	①	Steel	Not Incl.	K7T
480	OH/UG	1/2"-20 Stud	1/2"-20 Stud	1/2"-20 Stud	1/2"-20 Stud	20.3	43.1	6.1	(2) HD Cl. Pl.	9817-9526	①	Steel	Not Incl.	K7T
480	OH/UG	1/2"-20 Stud	1/2"-20 Stud	1/2"-20 Stud	1/2"-20 Stud	20.3	43.1	6.1	(2) HD Cl. Pl.	9817-9527	①	Alum.	Not Incl.	K7T
480	OH/UG	1/2"-20 Stud	1/2"-20 Stud	1/2"-20 Stud	1/2"-20 Stud	20.3	43.1	6.1	(2) HD Cl. Pl.	9817-9562	①②	Steel	Not Incl.	K7T
480	OH/UG	1/2"-20 Stud	1/2"-20 Stud	1/2"-20 Stud	1/2"-20 Stud	20.3	43.1	6.1	(2) HD Prov.	9817-9564	①②③	Steel	Not Incl.	K7T
480	OH/UG	(2) #4-500 kcmil	(2) #4-500 kcmil	(2) #4-500 kcmil	(2) #4-500 kcmil	20.3	43.1	6.1	(2) HD Cl. Pl.	9817-9565	①	Ptd.AI	Not Incl.	K7T
480	OH/UG	(2) #4-500 kcmil	(2) #4-500 kcmil	(2) #4-500 kcmil	(2) #4-500 kcmil	20.3	43.1	6.1	(2) HD Cl. Pl.	9817-9566	①②	Steel	Not Incl.	K7T
480	OH/UG	1/2"-20 Stud	1/2"-20 Stud	1/2"-20 Stud	1/2"-20 Stud	20.3	43.1	6.1	(2) HD Cl. Pl.	9817-9569	①	Steel	69623	K7T
480	OH/UG	(2) #4-500 kcmil	(2) #4-500 kcmil	(2) #4-500 kcmil	(2) #4-500 kcmil	20.3	43.1	6.1	(1)3.5" Hub Inst.	9817-9570	①④	Steel	Not Incl.	K7T

- ① Ground lug included.
- ② Polycarbonate safety shield installed.
- ③ 7/8" barrel lock K.O. and bracket included.
- ④ 2 hub openings-(1) 3.5" hub inst. and 1 CL plate inst.
- ⑤ 5 terminal for 3 phase, 3 wire or 1 phase 3 wire services only.
- ⑥ Indicates what bypass, if any, is installed. If no bypass use 69623 or 58888.
- ⑦ Lug extender installed - line side.
- ⑧ Cover includes hazardous voltage label.
- ⑨ "Residential Use" ink stamp.

GENERAL INFORMATION:

Capacity: 400 amperes continuous, 480 amperes continuous/480 amperes maximum - 600 volts a.c.

Application: For use with 3 or 4 wire, single phase and polyphase self-contained, Type K watt/hour meters.

Enclosures: Constructed of 14 gauge galvanized steel suitable for indoor or outdoor installations. Aluminum enclosures also available - contact factory. All enclosures are NEMA type 3R.

Bypass: Separate manual type (2 required for K-5, 3 required for K-7) or rotating link. Both types have 100% bypass capacity.

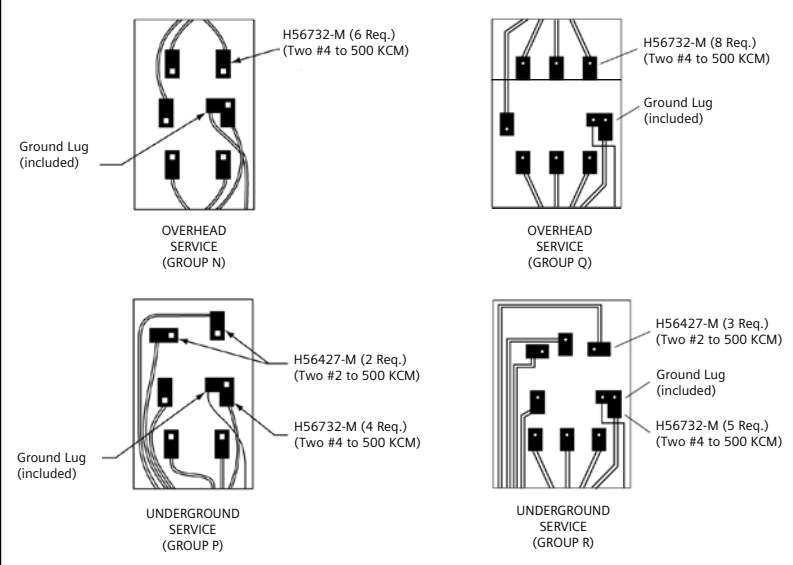
Blocks: Glass fiber reinforced polyester plastic. High strength, arc and track resistant.

Terminals: 1/2" - 20 plated steel studs with nuts and captive Belleville washers to accommodate various pressure type lugs for conductors from #6 to 800 MCM Cu or Al. Require 3/4" socket wrench.

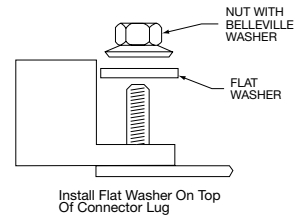
Meter Mounting: Stud type 5/16 - 24. 1/2" wrench required. Studs are positioned so the meter cannot be installed upside down.

UL: Type K-7 and K-7T are UL listed except as restricted by NEC wire-bending requirements. Both types may be wired for under ground feed using parallel conductors on the line side. Type K-7T may also be wired using overhead feed with parallel conductors on the line side. All devices require parallel wiring on the load side for UL listing. Type K-7 devices are U.L. listed for up to 600 amperes capacity when wired to NEC capacity.

CONNECTIONS:



TORQUE DATA:



K-Base Torque Specifications

Connection	Part No.	Stud Size	Wrench Size	Torque
Lug Mounting Nut/Washer	H56271	1/2" - 20	3/4" Hex	500 in.-lbs.
Meter Mounting Nut/Washer	H56271-2	5/16" - 24	1/2" Hex	150 in.-lbs.
Lug Wire Binding Screws	-	-	5/16" Allen 3/8" Allen 1/2" Allen	275 in.-lbs. 375 in.-lbs. 500 in.-lbs.

K-BASE BYPASSES:

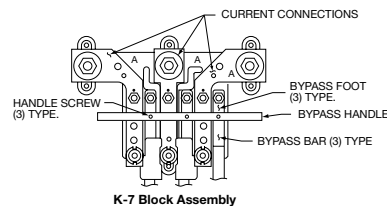
Instructions for installing and operating K-7 rotating link bypass #69623

To install bypass:

- Remove the 3 nuts "A" from the studs extending from the 3 bypass bars.
- Assure that bypass feet are vertically positioned in relation to the bypass handle as shown and the 3 handle screws are tight enough so that bypass feet do not turn.
- Install bypass assembly with the handle screws toward the top edge of the bypass handle as shown. Slide the 3 bypass feet over the exposed studs, through the holes in the bypass feet.
- Loosen the 3 handle screws approximately 1/8 turn using a small standard-tip screwdriver.
- Re-install nuts "A" and tighten securely so that bypass feet are in the vertical, non-bypassed position.

To operate bypass:

- Loosen the 3 nuts "A" located on the 3 bypass bars, 1 full turn.
- Loosen the 3 nuts "B" located on the line side current connectors, 4 full turns.
- Slide the bypass handle from right to left, until the curved slots in the bypass feet rest against the studs on the current connectors.
- Securely tighten all 6 nuts "A" and "B", while ensuring the bypass feet remain resting against the connector studs.



K-7 Block Assembly



K-7 Bypass #58888, 3 required. For use when removing meter from K-7 mounting device.

- Loosen nuts "A" and "B" 4 full turns.
- Place bypass under nuts, shorting across from current connectors to bypass bars.
- Tighten all nuts securely.

OWNER'S METER LEVER BYPASS MULTI-POSITION METERING

Common Features

- 125A continuous duty rated
- Ample wiring room
- 200A capable lever bypass position



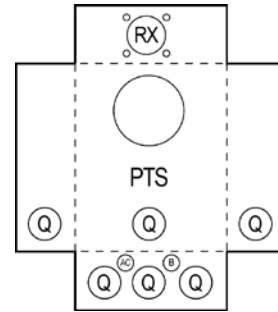
UA3X11-ZG

Cover Style	Terminal Connector				Bypass- far RH Position	Dimensions (in.)			Hub Opening	5th Jaw Kit No.	No. of Pos.	Cont. Amps/Pos	Catalog Number
	Service	Line	Load	RH Pos. Load		W	H	D					
Ringless	OH/UG	#6-250 kcmil	#8-2/0	#6-250 kcmil	Lever	35.0	17.4	4.9	RX Cl. Plate	659-0121	3	125	UA3X11-ZG
Ringless	OH/UG	#6-250 kcmil	#8-2/0	#6-250 kcmil	Lever	43.2	17.4	4.9	RX Cl. Plate	659-0121	4	125	UA4X11-ZG
Ringless	OH/UG	#6-250 kcmil	#8-2/0	#6-250 kcmil	Lever	51.3	17.4	4.9	RX Cl. Plate	659-0121	5	125	UA5X11-ZG

TYPE PTS TRANSFORMER-RATED METER MOUNTING EQUIPMENT WITH TEST SWITCH PROVISION

Common Features

- 20A continuous rated
- Ground lug available
- Steel or aluminum construction
- Split or solid cover construction
- OH and UG capabilities
- 600V rated
- Spacing for multiple test switch configurations
- Customized test switch and wiring



KNOCKOUTS (inches):

B: 1/2, 3/4
 Q: 1, 1-1/4, 1-1/2
 AC: 1/4, 1/2
 RX: Ø2.750 HUB OP

Consult the factory for other available options such as, but not limited to alternate enclosure and hasp material, kearnaloxed terminals, enclosures with special KO configurations, pre-wired units, test switch specifications and special labeling.

Socket Type	Catalog Numbers		Ringless - Split Cover		Ring Type - Split Cover		Dimensions (in.)		Cont.		Terminal Wire Range		
	Ringless - Solid Cover Aluminum	Ringless - Solid Cover Steel	Aluminum	Steel	Aluminum	Steel	L	W	D	Amp Rating	Hub Opening	Current	Potential
PTS6: 6 Jaw	9837-8200	9837-8201	9837-8202	9837-8203	9837-8204	9837-8205	20.0	12.0	4.5	20	RX Cl. Plate	#4-14	#8-14
	9837-8210	9837-8211	9837-8212	9837-8213	9837-8214	9837-8215	20.0	12.0	4.5	20	1" Hub Inst.	#4-14	#8-14
	9837-8220	9837-8221	9837-8222	9837-8223	9837-8224	9837-8225	20.0	12.0	4.5	20	1.25" Hub Inst.	#4-14	#8-14
	9837-8230	9837-8231	9837-8232	9837-8233	9837-8234	9837-8235	20.0	12.0	4.5	20	1.50" Hub Inst.	#4-14	#8-14
	9837-8240	9837-8241	9837-8242	9837-8243	9837-8244	9837-8245	20.0	12.0	4.5	20	RX Opening	#4-14	#8-14
PTS8: 8 Jaw	9837-8400	9837-8401	9837-8402	9837-8403	9837-8404	9837-8405	20.0	12.0	4.5	20	RX Cl. Plate	#4-14	#8-14
	9837-8410	9837-8411	9837-8412	9837-8413	9837-8414	9837-8415	20.0	12.0	4.5	20	1" Hub Inst.	#4-14	#8-14
	9837-8420	9837-8421	9837-8422	9837-8423	9837-8424	9837-8425	20.0	12.0	4.5	20	1.25" Hub Inst.	#4-14	#8-14
	9837-8430	9837-8431	9837-8432	9837-8433	9837-8434	9837-8435	20.0	12.0	4.5	20	1.50" Hub Inst.	#4-14	#8-14
	9837-8440	9837-8441	9837-8442	9837-8443	9837-8444	9837-8445	20.0	12.0	4.5	20	RX Opening	#4-14	#8-14
PTS13: 13 Jaw	9837-8500	9837-8501	9837-8502	9837-8503	9837-8504	9837-8505	20.0	12.0	4.5	20	RX Cl. Plate	#4-14	#8-14
	9837-8510	9837-8511	9837-8512	9837-8513	9837-8514	9837-8515	20.0	12.0	4.5	20	1" Hub Inst.	#4-14	#8-14
	9837-8520	9837-8521	9837-8522	9837-8523	9837-8524	9837-8525	20.0	12.0	4.5	20	1.25" Hub Inst.	#4-14	#8-14
	9837-8530	9837-8531	9837-8532	9837-8533	9837-8534	9837-8535	20.0	12.0	4.5	20	1.50" Hub Inst.	#4-14	#8-14
	9837-8540	9837-8541	9837-8542	9837-8543	9837-8544	9837-8545	20.0	12.0	4.5	20	RX Opening	#4-14	#8-14

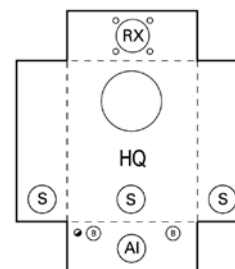
GENERAL INFORMATION:

Capacity: 20 amperes, 600 volts a.c.
 Application: Transformer-rated applications. Available with or without test switch and pre-wiring.
 Enclosures: 14-gauge .063 aluminum or 16-gauge galvanized steel suitable for indoor or outdoor installation.
 Terminals: Set screw type.
 Hubs: Interchangeable 1", 1-1/4", 1-1/2"
 Finish: Aluminum unpainted unless specified. Steel enclosures have gray polyester powder coat finish.
 Test Switches: Standard 6 and 10 pole, 480-volt rated switches are available from stock. Special switches available upon request.

TYPE HQ-T TRANSFORMER-RATED METER MOUNTING EQUIPMENT

Common Features

- Clamping jaw lever bypass
- 80A continuous rated
- Ground lug available
- Screw type terminals with pressure plate
- Steel or aluminum construction
- Glass filled polyester block construction
- 200% rated bypass
- Overhead and underground capabilities
- 600V rated



KNOCKOUTS (inches):

- : 1/4
- B: 1/2, 3/4
- S: 1, 1-1/4, 1-1/2, 2, 2-1/2
- AI: 1, 1-1/4, 1-1/2, 2, 2-1/2, 3
- RX: Ø2.750 HUB OP

Consult the factory for other available options such as, but not limited to alternate enclosure and hasp material, kearnaloxed terminals, enclosures with special KO configurations and special labeling.

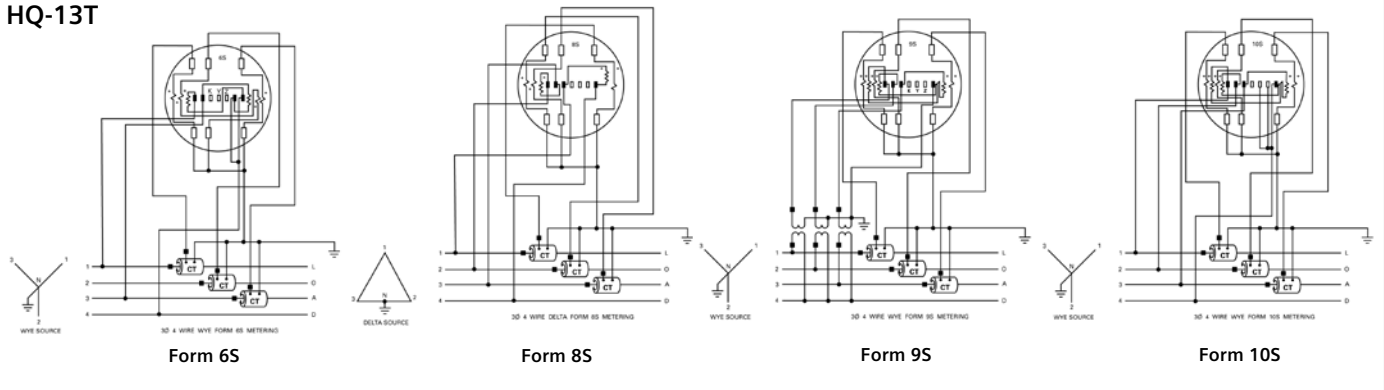
Socket Type	Catalog Numbers		Dimensions (inches)			Continuous Ampere Rating	Hub Opening	Terminal Wire Range	
	Removable Handle	Solid Handle	L	W	D			Current Term	Potential Term
HQ-6T: 6 Jaw	9804-8544	9804-8548	17.5	10.0	5.0	80	RX Cl. Plate	#4-14	#8-14
	9804-8482	9804-8485	17.5	10.0	5.0	80	1" Hub Installed	#4-14	#8-14
	9804-8483	9804-8486	17.5	10.0	5.0	80	1.25" Hub Installed	#4-14	#8-14
HQ-8T: 8 Jaw	9804-8542	9804-8546	17.5	10.0	5.0	80	RX Cl. Plate	#4-14	#8-14
	9804-8419	9804-8456	17.5	10.0	5.0	80	1" Hub Installed	#4-14	#8-14
	9804-8422	9804-8459	17.5	10.0	5.0	80	1.25" Hub Installed	#4-14	#8-14
HQ-13T: 13 Jaw	9804-8543	9804-8547	17.5	10.0	5.0	80	RX Cl. Plate	#4-14	#8-14
	9804-8420	9804-8457	17.5	10.0	5.0	80	1" Hub Installed	#4-14	#8-14
	9804-8423	9804-8460	17.5	10.0	5.0	80	1.25" Hub Installed	#4-14	#8-14
	9804-8426	9804-8463	17.5	10.0	5.0	80	1.50" Hub Installed	#4-14	#8-14

GENERAL INFORMATION:

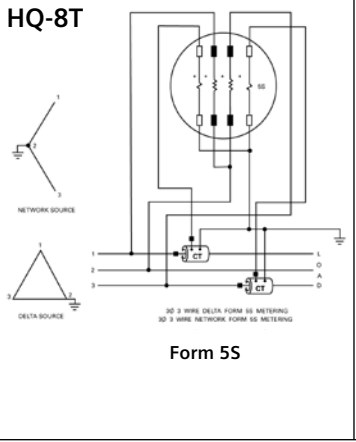
Capacity:	80 ampere continuous, 600 volts a.c.
Application:	6 terminal, single phase 2 or 3 wire; 8 terminal 2 or 3 phase, 3 wire, HQ-13T - 3 phase, 4 wire wye or 4 wire delta. For use with transformer-rated Class 10 or 20 meters. May also be used on self-contained applications up to 80 ampere load.
Enclosures:	Constructed of 16 gauge galvanized steel with polyester powder coat finish. Also available in 12 gauge aluminum upon request. All enclosures are NEMA type 3R.
Block Assembly:	Glass fiber reinforced polyester. High strength, arc and track resistant.
Bypass:	Lever-Operated Jaw Release - Moving lever up closes bypass, providing positive short circuiting of the current circuits and releases jaw pressure on the meter current terminals providing easy removal of the meter. Also available is a removable bypass handle which allows a solid cover, #37943-2 for HQ-T or #54199-2 for HQ-TS, to be placed on the box with the bypass closed when it is necessary to remove the meter for in-shop repair or testing. Bypass capacity: 80 amp continuous.
Terminals:	Set screw type with pressure plate. Current terminals will accommodate conductors from #4 to #14. Potential terminals will accommodate from #8 to #14.
Hubs:	Cover plate or single removable gasketless hubs are interchangeable.
UL:	All sockets shown are UL approved.
Safety Shield:	Track resistant polycarbonate transparent safety shield provides liberal insulation between potential jaws and terminals and protection from accidental shorts and shocks.

CONNECTIONS:

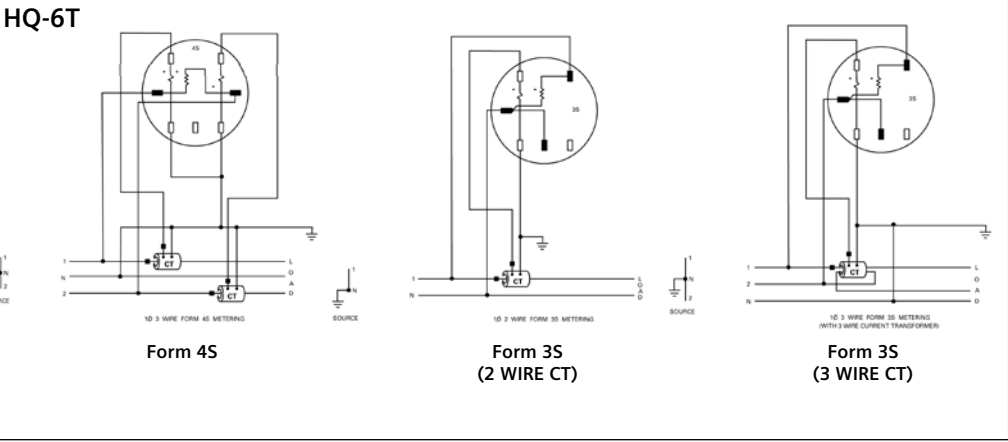
HQ-13T



HQ-8T



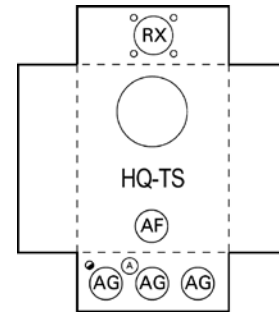
HQ-6T



TYPE HQ-TS TRANSFORMER-RATED METER MOUNTING EQUIPMENT WITH TEST SWITCH PROVISION

Common Features

- Clamping jaw lever bypass
- 80A continuous rated
- Ground lug available
- Screw type terminals with pressure plate
- Steel or aluminum construction
- Glass filled polyester block construction
- 200% rated bypass
- Overhead and underground capabilities
- 600V rated
- Spacing for multiple test switch configurations



KNOCKOUTS (inches):

- : 1/4
- A: 1/2
- AF: 1, 1-1/2, 2, 2-1/2, 3
- AG: 3/4, 1, 1-1/4, 1-1/2, 2, 2-1/2, 3
- RX: Ø2.750 HUB OP

Consult the factory for other available options such as, but not limited to alternate enclosure and hasp material, kearnaloxed terminals, enclosures with special KO configurations and special labeling.

Socket Type	Catalog Numbers		Dimensions (inches)			Continuous Ampere Rating	Hub Opening	Terminal Wire Range	
	Removable Handle	Solid Handle	L	W	D			Current Term	Potential Term
HQ-6T: 6 Jaw	9804-8557	9804-8561	19.0	13.0	5.0	80	RX Cl. Plate	#4-14	#8-14
	9804-8494	9804-8497	19.0	13.0	5.0	80	1" Hub Installed	#4-14	#8-14
	9804-8495	9804-8498	19.0	13.0	5.0	80	1.25" Hub Installed	#4-14	#8-14
	9804-8496	9804-8499	19.0	13.0	5.0	80	RX Opening	#4-14	#8-14
HQ-8T: 8 Jaw	9804-8559	9804-8563	19.0	13.0	5.0	80	RX Cl. Plate	#4-14	#8-14
	9804-8518	9804-8521	19.0	13.0	5.0	80	1" Hub Installed	#4-14	#8-14
	9804-8519	9804-8522	19.0	13.0	5.0	80	1.25" Hub Installed	#4-14	#8-14
	9804-8669	9804-8523	19.0	13.0	5.0	80	RX Opening	#4-14	#8-14
HQ-13T: 13 Jaw	9804-8560	9804-8564	19.0	13.0	5.0	80	RX Cl. Plate	#4-14	#8-14
	9804-8530	9804-8533	19.0	13.0	5.0	80	1" Hub Installed	#4-14	#8-14
	9804-8531	9804-8534	19.0	13.0	5.0	80	1.25" Hub Installed	#4-14	#8-14
		9804-8532	19.0	13.0	5.0	80	RX Opening	#4-14	#8-14

GENERAL INFORMATION:

Capacity: 80 ampere continuous, 600 volts a.c.

Application: HQ-6TS - Single phase, 2 or 3 wire, HQ-8TS - 2 or 3 phase, 3 wire
HQ-13TS - 3 phase, 4 wire wye or 4 wire delta
For use with transformer-rated Class 10 or Class 20 meters and appropriate meter test switch.

Enclosures: Ringless. Constructed of 16 gauge galvanized steel with baked enamel finish for indoor or outdoor installation. Also available in 12 gauge aluminum upon request. Box is adequately dimensioned and has mounting holes provided for test switch installation. All enclosures are NEMA type 3R.

Block Assembly: Glass fiber reinforced polyester. High strength, arc and track resistant.

Bypass: Jaw release type. Moving lever up closes bypass providing positive short circuiting of the current circuits and releases jaw pressure on the meter current terminals providing easy removal of the meter. Also available is a removable bypass handle which allows a solid cover (#54199-2) to be placed on the box with the bypass closed when it is necessary to remove the meter for in-shop repair or testing. Bypass capacity: 80 amp continuous.

Terminals: Set screw type with pressure plate. Current terminals will accommodate conductors from #4 to #14 copper or aluminum. Potential terminals will accommodate conductors from #8 to #14 copper or aluminum.

Hubs: Available with cover plate or single removable gasketless hub. Hubs and cover plate are interchangeable.

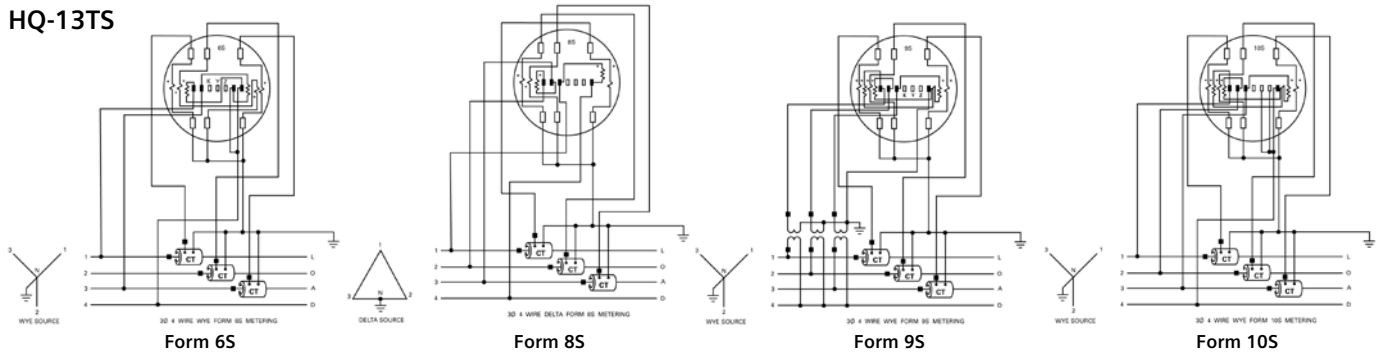
UL: All sockets shown are UL approved.

GENERAL INFORMATION (continued):

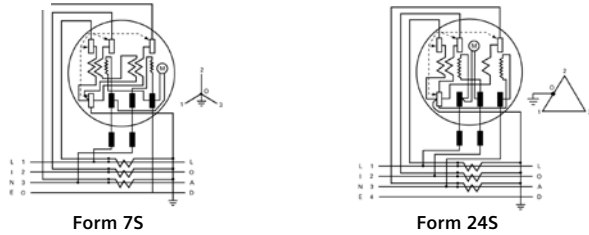
- Safety Shield:** Track resistant polycarbonate transparent insulating safety shield provides protection from accidental shorts and shocks. Potential terminals are mounted in the safety shield for ease of wiring and testing.
- Test Switch** An insulated mounting bracket is included below the meter socket for the customer installation of a standard test switch.
- Mounting:** Holes are provided for No. 10-32 mounting screws.
- Knockouts:** All box enclosures have one 1", 1 1/4", 1 1/2" concentric knockout in the back, and three 1", 1 1/4", 1 1/2" concentric knockouts in the bottom. There are no knockouts in the sides. In addition, there are one 1/4" knockout and one 1/2", 3/4" concentric knockout in the bottom.

CONNECTIONS:

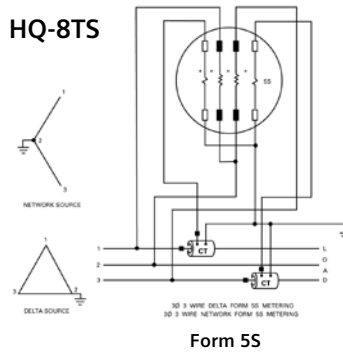
HQ-13TS



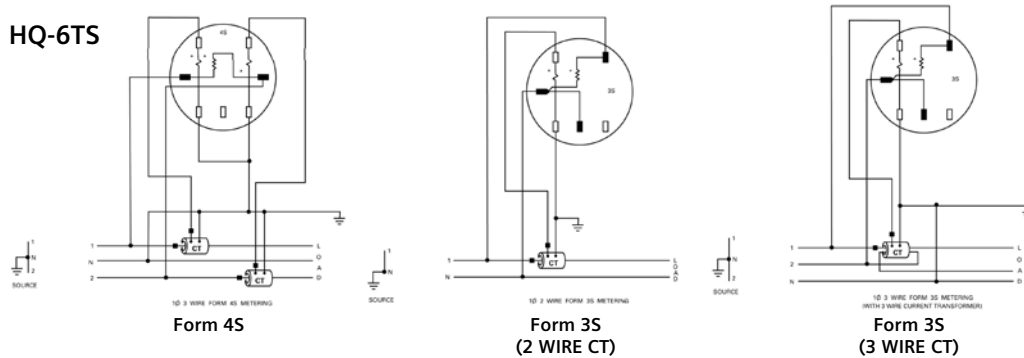
HQ-7TS



HQ-8TS



HQ-6TS



200/320A 4-7 TERMINAL PEDESTAL AND BREAKER COMBINATION METER MOUNTING EQUIPMENT

Common Features

- 200A and 320A continuous duty models available
- Factory installed lugs or studs
- Ground lug on all devices
- Horn or lever bypass (uses HQ lever bypass)
- Extension kits available for pedestals
- Breaker devices with provisions or installed breaker
- Pole mount units with breakers available
- Direct burial or pad mount capability



47604-9CH



UAB317-0PCH



UAPB317-PPCH

Pedestal

Cont.													
Amps Pos.	No. of Term.	Service	Terminal Connector			Dimensions (inches)			Hub Opening	5th Jaw Kit No.	Breaker	Breaker Type	Catalog Number
			Line	Load	Bypass	W	H	D					
200	4	UG	4/0-comp. lug	#6-350 kcmil	Horn	8.0	64.5	4.5	Blank Top	H659-0121	None	N/A	UAP317-PPCH ^②
200	4	UG	#6-350 kcmil	#6-350 kcmil	Horn	8.0	64.5	4.5	Blank Top	H659-0121	None	N/A	UAP317-PPWI ^②
200	4	UG	4/0-comp. lug	See Breaker	Horn	8.0	64.5	4.5	Blank Top	H659-0121	200A-prov.	QPP	UAPB317-PPCH ^②
200	4	UG	4/0-comp. lug	See Breaker	Horn	8.0	64.5	4.5	Blank Top	H659-0121	200A-prov.	QPP	UAPB317-PPWI ^②
200	4	UG	4/0-comp. lug	#4-1/0	Horn	8.0	64.5	4.5	Blank Top	H659-0121	100A-inst.	QP	UAPC311-PPCH ^②
200	4	UG	4/0-comp. lug	#4-250 kcmil	Horn	8.0	64.5	4.5	Blank Top	H659-0121	200A-inst.	QPP	UAPC317-PPCH ^②
200	4	UG	4/0-comp. lug	#4-2/0	Horn	8.0	64.5	4.5	Blank Top	H659-0121	125A-inst.	QP	UAPC318-PPCH ^②
200	5	UG	#6-350 kcmil	#6-350 kcmil	Lever	11.0	56.0	6.0	Blank Top	N/A	None	N/A	40405P-9WI ^②
200	7	UG	#6-350 kcmil	#6-350 kcmil	Lever	11.0	56.0	6.0	Blank Top	N/A	None	N/A	40407P-9CH ^②
200	7	UG	#6-350 kcmil	#6-350 kcmil	Lever	11.0	56.0	6.0	Blank Top	N/A	None	N/A	40407P-9UE ^②
200	7	UG	(2) #4-350 kcmil	(2) #4-350 kcmil	Lever	11.0	56.0	6.0	Blank Top	N/A	None	N/A	40407P-9WI ^②
320	4	UG	3/8"-24 Stud	(2) #4-350 kcmil	Lever	13.0	56.0	5.0	Blank Top	H35815-2	None	N/A	47604P-9CH ^②
320	4	UG	1/0-600 kcmil	#6-350 kcmil	Lever	13.0	56.0	5.0	Blank Top	H35815-2	None	N/A	47604P-9WI ^②
320	4	UG	3/8"-24 Stud	#6-350 kcmil	Lever	13.0	56.0	5.0	Blank Top	H35815-2	(2) 200A-inst.	QJ	47604PB-9CH ^②

Combo

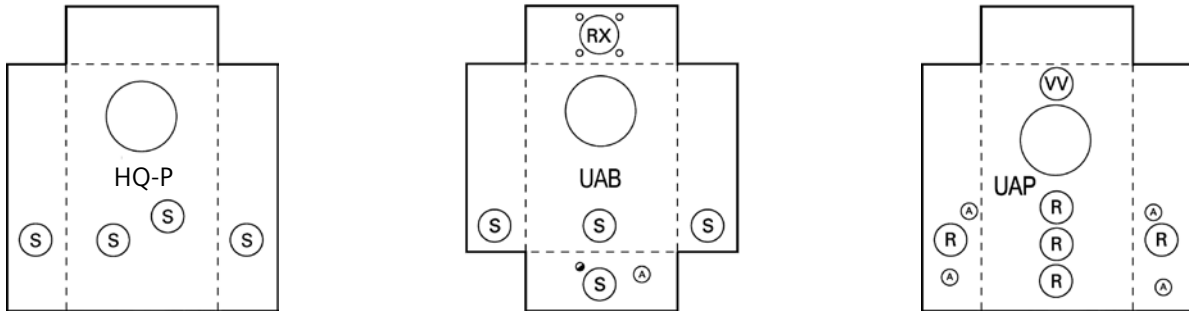
Cont.													
Amps Pos.	No. of Term.	Service	Terminal Connector			Dimensions (inches)			Hub Opening	5th Jaw Kit No.	Breaker	Breaker Type	Catalog Number
			Line	Load	Bypass	W	H	D					
200	4	OH	#14-2/0	See Breaker	Horn	8.0	28.5	4.5	RX Opening	H659-0121	125A-prov.	QP	UAB111-0PCH ^②
200	4	OH	#6-350 kcmil	#6-300 kcmil	Horn	8.0	28.5	4.5	RX Opening	H659-0121	200A-inst.	QJ	UAB317-0PCH ^①
200	4	OH/UG	(2) 1/0-600 kcmil	#6-350 kcmil	None	11.3	28.5	4.3	RX Cl. Plate	H659-0121	200A-inst.	QJ	UAB417-XG ^②
125	5	OH/UG	#6-250 kcmil	#2-1/0 CU, 2/0 AL	Horn	18.5	17.0	5.1	RX Cl. Plate	Installed	125A inst.	QN	LGMM0202B1125RJBX ^②
150	5	OH/UG	#6-250 kcmil	#1-300 KCMIL	Horn	18.5	17.0	5.1	RX Cl. Plate	Installed	150A inst.	QN	LGMM0202B1150RJBX ^②
200	5	OH/UG	#6-250 kcmil	#1-300 KCMIL	Horn	18.5	17.0	5.1	RX Cl. Plate	Installed	200A inst.	QN	LGMM0202B1200RJBX ^②
125	4	OH/UG	#14-2/0	See Breaker	None	10.9	20.8	4.4	RX Cl. Plate	H659-0121		QP	UAB111-XG ^②
100	4	OH/UG	#14-2/0	See Breaker	None	10.9	20.8	4.4	RX Cl. Plate	H659-0121		QP	UAB111-100 ^②
125	4	OH/UG	#14-2/0	See Breaker	None	10.9	20.8	4.4	RX Cl. Plate	H659-0121		QP	UAB111-125 ^②
200	4	OH/UG	#6-350 kcmil	See Breaker	None	11.6	27.8	5.2	RX Cl. Plate	H659-0121		QN/QP	UAB417-XPG ^②
150	4	OH/UG	#6-350 kcmil	See Breaker	None	11.6	27.8	5.2	RX Cl. Plate	H659-0121		QN	UAB417-150 ^②
200	4	OH/UG	#6-350 kcmil	See Breaker	None	11.6	27.8	5.2	RX Cl. Plate	H659-0121		QN	UAB417-200 ^②
200	4	UG	#6-350 kcmil	See Breaker	None	13.2	25.2	5.2	Blank Top	H659-0121		QN	UAB877-PG ^②
200	4	UG	#6-350 kcmil	See Breaker	None	13.2	25.2	5.2	Blank Top	H659-0121		QN	UAB877-200 ^②

① Ring style cover.
② Ringless style cover.

GENERAL INFORMATION:

Capacity:	HQ-4SP, HQ-5P, HW-7P: 200 and 320 amperes continuous, 600 volts a.c. UAB: 100 and 200 amperes continuous, 600 volts a.c. UAP: 200 amperes continuous, 600 volts, a.c.
Application:	HQ-4SP, HQ-5P, HQ-7P: 3 phase, 4 wire wye or delta (7 terminal); 2 phase, 3 wire wye or delta (5 terminal). Single phase 3 wire 320 amp (4 terminal) for underground service. UAB: Single phase, 3 wire (4 terminal) for overhead service. UAP: Single phase, 3 wire (4 terminal) for underground service.
Enclosures:	HQ-4SP, HQ-5P, HQ-7P: and UAP: NEMA Type 3R ringless, 16 gauge polyester painted G-90 steel above ground, G-210 steel below grade level. UAB: NEMA Type 3R, ringless, 16 gauge polyester painted G-90 steel.
Block Assembly:	HQ-4SP, HQ-5P, HQ-7P: Standard Type HQ block with glass filled polyester base. UAB: Standard Type A residential block with strong, arc and track resistant, glass-filled polyester base. UAP: Standard Type A residential block with strong, arc and track resistant, phenolic base.
Terminals:	HQ-4SP, HQ-5P, HQ-7P: Lay-in style tin-plated copper on load side; 3/8" studs on line side. UAB and UAP: Lay-in style tin-plated extruded aluminum.
UL:	All sockets shown are UL approved.
ANSI C-12.7:	All sockets meet or exceed ANSI C-12.7 standards.

KNOCKOUT DIAGRAMS:



KNOCKOUTS (inches):

●	1/4
A	1/2
R	1, 1-1/4, 1-1/2, 2
S	1, 1-1/4, 1-1/2, 2, 2-1/2
VV	2
RX	Ø2.750 HUB OP

BREAKER TABLE:

Amps	Breaker	Type
100	L2100	UAPB/UAPC/UAB1
125	L2125	UAPB/UAPC/UAB1
150	L2150B	UAPB/UAPC
200	L2200B	UAPB/UAPC
200	LJ22B200	UAB3, UAB4, 47604PB
225	L2225B	UAPB/UAPC

EXTENSION KITS:

Pedestal Type	Catalog Number
UAP	5007718
4040XP	5007720
47604P	5007719
Plate For Pad Mount	
UAP	5007714

200A/400A METER MOUNTING EQUIPMENT, METER MAIN, RESIDENTIAL – 4 & 5 TERMINAL FOR 1 PHASE, 3 WIRE

Dimensions (in.) Rating Service	Hub W	Main H	No. D	Opening	Cover Breaker	Catalog Term.	Bypass	Style	Number
200 OH/UG	30.0	14.0	5.0	RX Cl. Plate	200A inst.	4	None	Ringless	LG0408B1200RT
200 OH/UG	32.0	14.0	5.0	RX Cl. Plate	200A inst.	4	None	Ringless	LG0816B1200RCT
200 OH/UG	27.0	14.0	5.0	RX Cl. Plate	None	4	None	Ringless	LG0606L1200R
200 OH/UG	27.0	14.0	5.0	RX Cl. Plate	None	4	None	Ringless	LG0606L1200RA*
400 OH	29.0	27.0	6.0	HD Cl. Plate	None	4	Lever	Ringless	LG0404L1400RLM
400 OH	29.0	27.0	6.0	HD Cl. Plate	200A inst. space for one more 200A main	4	Lever	Ringless	LG0816B1400RLT

* Aluminum enclosure.



LG0408B1200RT
4 space, 8 circuit feed thru lugs



LG0816B1200RCT
8 space, 16 circuit feed thru lugs



LG0606L1200R
12 space, 6 circuit
LG0606L1200RA
2 or 4 pole breakers only



LG0404L1400RLM
Accepts 2 main breakers 60-200A each



LG0816B1400RLT
8 space, 10 circuit feed thru lugs

CIRCUIT BREAKERS

Common Features

- Plug in
- UL listed for use with Talon branded meter combinations
- 1" Frame

Description	Amps	Catalog No.
1-Pole 120V	15	L115
1-Pole 120V	20	L120
2-Pole 120/240V	20	L220
2-Pole 120/240V	30	L230
2-Pole 120/240V	40	L240
2-Pole 120/240V	50	L250
2-Pole 120/240V	60	L260
2-Pole 120/240V	100	L2100
2-Pole 120/240V	125	L2125
4-Pole 120/240V	150	LN2150R
4-Pole 120/240V	200	LN2200R



Double Pole



Single Pole



4-Pole

Accessories	Catalog No.
Single Pole Padlocking Device	ECPLD1
Double Pole Padlocking Device	ECPLD2
4-Pole Padlocking Device	ECQLN3
Handle Blocking Device (1 & 2 Pole)	ECQL1

Air Conditioning Disconnects



Fused and Non-fused

Features:

Flexibility

- 30-60 amperes
- 240 volts A.C.
- Padlock provisions
- Horsepower rated
- 10,000 A.I.C.
- New models available with internal GFCI receptacle
- Removable door
- Ample wiring space

Rugged Durability

- Noryl® thermoplastic and powder coated G90 steel enclosures are corrosion resistant and extremely durable giving long maintenance free service
- Copper conductors
- Raised mounting embosses



Steel AC Disconnects

Ampere rating	Disconnect type	Catalog number	Horse power rating	Dimensions (inches)		
				H	W	D
30	Fused pullout	LF2030	3	7.3	5.0	2.1
60	Fused pullout	LF2060	10	8.0	5.0	2.1
60	Non-fused pullout	LN2060	10	7.3	5.0	2.1
60	Non-automatic switch	LNAS2060	10	7.3	5.0	2.1



Plastic AC Disconnects

Ampere rating	Disconnect type	Catalog number	Horse power rating	Dimensions (inches)		
				H	W	D
30	Fused pullout	LF2030PL	3	8.0	5.3	3.1
60	Fused pullout	LF2060PL	10	8.0	5.3	3.1
60	Non-fused pullout	LN2060PL	10	7.3	5.0	2.1
60	Non-fused pullout	LN2060PLX	10	8.0	6.0	5.8



Steel AC Disconnects with 15 Amp GFCI Receptacle

Ampere rating	Disconnect type	Catalog number	Horse power rating	Dimensions (inches)		
				H	W	D
30	Fused pullout	LF2030GFCI	3	9.0	6.1	5.1
60	Fused pullout	LF2060GFCI	10	9.0	6.1	5.1
60	Non-fused pullout	LN2060GFCI	10	7.1	5.8	5.1
60	Non-automatic switch	LNAS2060GFCI	10	7.1	5.8	5.1

Wire Range Table

Connector	Copper		Aluminum	
	Solid	Stranded	Solid	Stranded
Line	#14-8	#14-3	#12-8	#12-3
Load	#14-8	#14-3	#12-8	#12-3
Neutral	#12-8	#12-2	#12-8	#12-2
Equip. grnd.	#12-8	#12-2	#12-8	#12-2



Spa Panels


For use as spa/hot tub service disconnect



Features:

- UL Listed
- Factory installed, 2-pole 50A or 60A GFCI breaker for 240V ground fault protection
- NEMA Type 3R outdoor enclosure
- 2 extra spaces (4 circuits maximum) for additional circuit breakers
- 125 Amp rated interior
- Factory installed 5 position ground bar
- Closure plate included
- Compact enclosure size
- Convenient standard package of 1
- Uses reliable Siemens circuit breakers

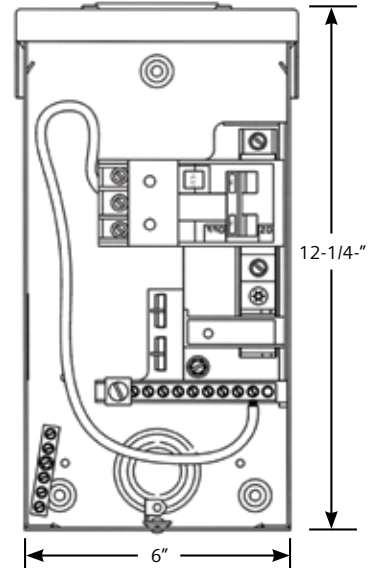
2-Pole GFCI breaker	Dimensions (inches)			Catalog number
	H	W	D	
50A	12.3	6.0	4.5	LGSPA50
60A	12.3	6.0	4.5	LGSPA60



dead front

enclosure

hub cover plate
included



Product Schedule 497

Connector Lugs



H55890 #6-350 kcmil	3/8" Stud	H55890-1 #6-350 kcmil	3/8" Stud	H56734 #6-250 kcmil	1/2" Stud	H37892 #4-500 kcmil	1/2" Stud
							
H57606-K #6-350 kcmil	3/8" Stud	H56476 #3/0-800 kcmil	1/2" Stud	H60162 (1) #4-600 kcmil [or] (2) #1/0-250 kcmil	1/2" Stud	H61300 (1) #4-600 kcmil [or] (2) #1/0-250 kcmil	1/2" Stud
							
H58022 (2) #6-250 kcmil	3/8" Stud	H56732 (2) #4-350 kcmil	1/2" Stud	H56732-1 (2) #4-350 kcmil	1/2" Stud	H56732-2 (2) #4-350 kcmil	3/8" Stud
							
H56732-M (2) #4-500 kcmil	1/2" Stud	H68752-1 (3) #6-250 kcmil	1/2" Stud	H56426 (4) #6-350 kcmil	1/2" Stud	H56477 #3/0-800 kcmil	1/2" Stud
							
H56425 (2) #6-350 kcmil	1/2" Stud	H56425-M (2) #4-500 kcmil	1/2" Stud	H58852 #3/0-800 kcmil	1/2" Stud	H56733 #3/0-800 kcmil	1/2" Stud
							
H56427 (2) #6-350 kcmil	1/2" Stud	H56427-M (2) #4-500 kcmil	1/2" Stud	H58853 (2) #6-350 kcmil	1/2" Stud	H59299-1	1/2" Stud
							

Product Schedule 497



Connector Lugs

Pressure type lugs for Talon's stud type meter mounting devices are made of 6061-T6 aluminum to provide high strength and high conductivity. All lugs are tin-plated to ensure low contact resistance and to reduce corrosion.

Allen or hex head pressure screws are furnished to provide excellent conductor spread for maximum binding action with the lug. All Talon lugs are listed with Underwriters Laboratories.

Pressure lug connectors for meter mounting devices

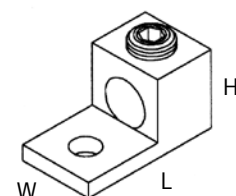
Device type	Conductor size	Stud opening	Pressure screw head	Dimensions* (inches)			Anti-rotation feature	Catalog number
				L	W	H		
	#6-350 kcmil	13/32"	9/16" Hex	2-1/4	1-1/8	1-1/4	No	H55890
HQ-4S	#6-350 kcmil	13/32"	5/16" Allen	2-1/4	1-1/8	1-1/4	No	H55890-1
HQ-5 S	#6-350 kcmil	13/32"	3/8" Allen	2-1/4	1-1/8	1-1/4	No	H57606-K
HQ-7S	(2) #6-250 kcmil	13/32"	5/16" Allen	2-3/16	1-5/8	1-3/16	No	H58022
HQ-4D	#4-500 kcmil	9/16"	3/8" Allen	2-13/16	1-1/2	1-9/16	No	H37892
HQ-5DM HQ-7D, HQ-7DF	(1) #4-600 kcmil or (2) #1/0-250 kcmil	9/16"	1/2" Allen	2-13/16	1-3/8	1-13/16	Yes	H60162
							No	H61300
K-4,5,7	(2) #6-350 kcmil	9/16"	5/16" Allen	2-7/8	1-57/64	1-1/4	No	H56425
K-4,5,7	(2) #4-500 kcmil	9/16"	3/8" Allen	2-13/16	2-1/16	1-9/16	No	H56425-M
K-4	(4) #6-350 kcmil	9/16"	5/16" Allen	2-7/8	3-15/16	1-1/4	No	H56426
K-4,5,7	(2) #6-350 kcmil	9/16"	5/16" Allen	4-15/16	1-1/8	2-1/16	Yes	H56427
K-4,5,7	(2) #2-500 kcmil	9/16"	3/8" Allen	4-1/4	1-1/8	1-13/16	Yes	H56427-M
K-5,7	#3/0-800 kcmil	9/16"	1/2" Allen	3-1/4	1-5/16	1-13/16	Yes	H56476
K-4,5,7	#3/0-800 kcmil	9/16"	1/2" Allen	3-1/4	1-5/16	1-13/16	Yes	H56477
K-5,7	(2) #4-500 kcmil	9/16"	3/8" Allen	2-13/16	2-5/32	1-9/16	No	H56490
K-5,7	(2) #4-350 kcmil	9/16"	5/16" Allen	2-7/8	1-59/64	1-1/4	Yes	H56732
K-5,7	(2) #4-350 kcmil	9/16"	5/16" Allen	2-7/8	1-59/64	1-1/4	No	H56732-1
K-5,7	(2) #4-500 kcmil	9/16"	3/8" Allen	2-13/16	2-5/32	1-13/16	Yes	H56732-M
K-4,5,7	#3/0-800 kcmil	9/16"	1/2" Allen	4-3/16	1-3/4	2-3/8	Yes	H56733
K-4,5,7 (Grd.)	#6-250 kcmil	9/16"	5/16" Allen	2-9/16	1-9/32	1-3/16	No	H56734
K-4,5,7	#3/0-800 kcmil	9/16"	1/2" Allen	3-15/16	1-3/4	1-13/16	Yes	H58852
K-4,5,7	(2) #6-350 kcmil	9/16"	5/16" Allen	3-15/16	1-1/8	1-1/2	Yes	H58853
K-4,5,7	(3) #6-250 kcmil	9/16"	5/16" Allen	2-7/8	2-31/64	1-7/16	Yes	H68752-1
K-4 extender	1/2-20 x 1-7/8" Stud	9/16"	None	4-1/4	1-1/4	2-3/8	Yes	H59299-1

Lug Extender

Device type	Stud opening	Stud size	Dimensions (inches)			Catalog number
			W	H	D	
K-4	9/16"	1/2-20 x 1-7/8"	4-1/4	1-1/4	2-3/8	H59299-1**

* Dimensions do not include height of pressure screw with conductor installed.

** Includes nut and washer assembly and washer.



Product Schedule 498

Accessories






Removable hub kits

		Conduit Size (inches)	Catalog number
 Removable hub	RX type hubs small		
	1	H38596-2	
	1-1/4	H38597-2	
	1-1/2	H38598-2	
	2	H38599-2	
	2-1/2	H38600-2	
	Cover plate - steel	H38595-1	
	Cover plate - aluminum	H38595-2	
 Cover plate	HD Type Hubs Large		
	3	H56856-2	
	3-1/2	H56857-2	
	4	H56858-2	
	Cover plate - steel	H56933	
	Cover plate - aluminum	H56933-1	
	Large to small adaptor - steel HD to RX	H9747-1113	
	Large to small adaptor - aluminum HD to RX	H9747-1112	






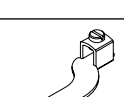





K-Base Accessories

Description	Catalog number
K-7 only Isolated Neutral Kit	H69685-1
 K-7 Rotary Bypass - 600 Amp rated	H69623
 K-7 Rake Type Bypass - 600 Amp rated, temp use only	H58888
 K-4 Rake Type Bypass - 600 Amp rated, temp use only	H56495
 Insulated T-Handle Wrench	H69232-1
 Magnetic Hex Socket* *For use on meter Not for use on K7	H69546-1

Sealing rings

Description	Catalog number
 Stainless Steel Snap Type	H54602
 Stainless Steel Screw Type	H9738-8002
 Black plastic meter opening cover	H39968
 Clear plastic meter opening cover (with plug-in feet)	H659-0162

UAT, UAS, MQ and HQ Accessories

Description	Catalog number
 Insulated 5th terminal kit - Type AS, AT only	H659-0120
 Grounded 5th terminal kit - Type AS, AT only	H659-0121
 Anti-Inversion Clip for HQ Sockets	H59676
 MQ 5th terminal kit - 9:00	H8059864
 HQ 5th terminal kit - 9:00 w/o wire	H35815-2
 HQ 5th terminal kit - 9:00 w/ wire	H35815-3
 HQ 5th terminal kit - 9:00 w/ 9" lead *For use with side wired devices only.	H35815-5*
Grey touch-up paint -TUP61, 12 oz. can	XPT060
 Ground strap kit, HQ-5	35566-1
Ground lug kit, #14-2	H36503
Add-on grounding lug for HQ/HQU	H55303
 HQ isolated neutral kit (for 200A only, not for use with 320A) *Includes neutral and isolation block	H64685-1*
 Neutral isolation kit for HQ (for 200A only, not for use with 320A) *Isolates existing neutral	H64690-1*
 Insulated Jumper	H36479
7/8" Barrel Lock Guard	HBRLOCK

Accessories

Cover Plates

	Solid Cover for 10" x 17.5" Box	
	Steel	H37943-4
	Aluminum	H37943-5
	Solid Cover for 13" x 19" Box	
	Steel	H54199-4
	Aluminum	H54199-5
	Solid Cover for 20" x 34" Box	
	Steel	A-300706-4

C. T. Conversion Kits

K-7 Adapter Block for CTs		A301555-3
Blank Sliding Cover for K Base (order with A-301555-3)		
Steel (for K-4 or K-7)		HA-300529-3
Aluminum (for K-4 or K-7)		HA-300529-4

K- Base Lexan Shields and Replacement Sliding Plates

	Lexan Shield for K7 (includes mounting hardware)	5007399-K
	Lexan Shield for K4 (includes mounting hardware)	5007400-K
K-Base - All (Replacement)		
	Steel Sliding Plate (w/ meter opening)	H56721
	Aluminum Sliding Plate (w/ meter opening)	H56721-1

Conversion Kits ①

Description	Catalog Number
Convert 200A 7 Jaw Anchor to Talon HQ7	67959-1
Convert 200A 7 Jaw Anchor to Talon HQ7 with neutral	67959-3
Convert 200A 4/5 Jaw Anchor to Talon HQ5	68724-1
① Conversion kits are for use in anchor 200A lever bypass units. Self contained enclosures only.	

Product Schedule 500



Terms of Sale, Meter Mounting Device Applications

Terms of sale

Transportation Charges: Prices listed are F.O.B. factory with freight prepaid and allowed on all shipments of orders of \$1,000 net or more for single shipments to one location.

Minimum Billing: \$400 net plus transportation charges.

Cancellation: Orders accepted by the factory can be cancelled only with the factory's consent and upon payment to the seller of reasonable charges incurred by the seller which will indemnify the seller against loss.

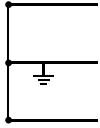
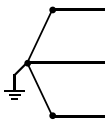
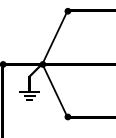
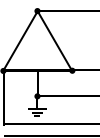
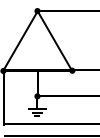
Returns: Goods may not be returned to Talon without written authorization from the factory. A minimum 20% restocking charge will be applicable on all returned goods. Credit will be given only for current production items in unopened cartons. All transportation charges paid by Talon will be deducted from such credit.

Terms: Standard/Stock Products:

2% 10th net 25th for invoices dated the 1st through the 15th of the month.

2% 25th net 10th for invoices dated the 16th through the 31st of the month.

Meter Mounting Device Applications

Electrical service	Service type	Meter form	Socket type	Standard socket Catalog number
1-phase 	Self-contained, 3 wire	2S	4 jaw 100A	AT-1
		2SE	4 jaw 200A	AT-3, AT-4, MQ-4, HQ-4
	Self-contained, bolt-in	2K	4 jaw 320A	HQ-4S, HQ-4D
	Transformer-rated, 2 wire	3S	K4-400/480A	K-4, K-4UT
Transformer-rated, 3 wire	3S	5 jaw 20A	HQ-6T, HQ-6TS, PTS-6	
	4S	6 jaw 20A	HQ-6T, HQ-6TS	
3-phase, 3 wire or network 	Self-contained	12S	5 jaw 100A	MQ-5, HQ-5
		12S	5 jaw 200A	MQ-5, HQ-5
		12SE	5 jaw 320A	HQ-5SWT, HQ-5D
	Self contained bolt-in	12K	K-5 480/600A	K-5
Transformer-rated	5S	8 jaw 20A	HQ-8T, HQ-8TS, PTS-8	
3-phase, 4 wire  Wye  or Delta 	Self-contained	14S	7 jaw 100/200/320A	MQ-7, HQ-7
		15S		
		16S		
	Self-contained, bolt-in	14K	K-7 480/600A	K-7, K-7T
		15K		
		16K		
	Transformer-rated	6S	13 jaw 20A	HQ-13T, HQ-13TS, PTS-13
8S				
9S				

Notes

Notes

Talon Meter Mounting Devices
Siemens Industry, Inc.
5400 Triangle Parkway
Norcross, GA 30092

Subject to change without prior notice
Order No.: RPSA-PRODS-1213
All rights reserved
Printed in USA
© 2014 Siemens Industry, Inc.

www.talonmetering.com

The information provided in this brochure contains merely general descriptions or characteristics of performance which in case of actual use do not always apply as described or which may change as a result of further development of the products. An obligation to provide the respective characteristics shall only exist if expressly agreed in the terms of contract.

All product designations may be trademarks or product names of Siemens AG or supplier companies whose use by third parties for their own purposes could violate the rights of the owners.