

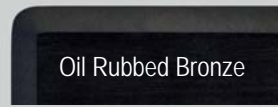




Luna Collection NEW



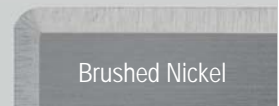
Chrome



Oil Rubbed Bronze



Matte Black



Brushed Nickel

The Luna Collection embodies elegance, strength and performance in Holcam's next generation of bypassing frameless Barn Doors. The design minimizes the number of parts and fasteners to keep the look clean and to simplify installation.

- 55mm stainless steel rollers glide frameless bypassing doors on a powerful rectangular header
- 3/8-in glass Double Bypassing slider in both shower and tub heights requires no wall jambs
- Innovative header blocks capture the sliding panels, eliminating panel bounce-back and the need for bumper stops

Advanced design, heavy duty, easy to adjust rollers

- Adjust for out-of-square walls & tighten rollers without reaching around the glass
- Roller looks identical from both sides
- Full diameter bearing plate
- No exposed adjustment holes



Compact, easy install and easy adjust anti-jumps

- Smaller compact design
- Hidden, opposed adjusting & tightening keyways



Roller configurations

- Standard: roller paired with anti-jump (shown at right)
- Eliminate the anti-jumps and replace with one bottom roller centered on the panel
- Replace both anti-jumps with bottom rollers to mirror the top rollers



Advanced header block - Better for the installers & homeowners

- Ultimate adjustable header block:
 - Center adjustment slot allows adjustment before the two outer, primary wall mounting screws are drilled and installed
 - 1mm shims provided for micro-leveling of header
- Capture clips gently pocket & hold panels at the wall
- Set screws on this unit are easy to tighten because they are away from the wall
- Deep, forgiving 2" header cradle for easy adjustments
- Hidden internal bumpers means: no set screws, no assembly, no adjustments, no scratches & no call-back
- Header stabilizer (not shown) wedges ends of headers for stability and consistent bar reveal & panel pocketing




Industry leading header bar

- Rectangular, heavy duty stainless steel construction
- Enables tallest unit in the market: 60" w x 90" h
- Allows wide, custom applications: 72" w x 65.5" h



Quad barrier protection

- A center fin is provided for steam rooms, rain showers or dual heads shower
- Bulb seals on edge of glass combined with the capture clips to create industry leading water barrier at the wall
- Shoe deflector and seal creates the primary level of water protections along the threshold. Also quiets and smooths the slide of the doors
- The soft sill provides an optional, secondary level of threshold protection via a flexible fin dam strip. Great for the wettest shower environments



INTRODUCTORY OFFER: Free EC10 Glass protection on all Luna Collection until Dec. 31, 2019
Specify code: **PREC10FREE** on orders or select in WebCenter