



# VISIONARY PRODUCTS WITHIN ARM'S REACH

Customer Guide



<b>WORLD DRYER®</b> .....	<b>4</b>	<b>BABY CHANGING STATIONS</b> .....	<b>20</b>
VERDEDRI® .....	<b>6</b>	DRYBABY .....	<b>20</b>
SMARTDRI®/SMARTDRI® PLUS .....	<b>8</b>	<b>HAIR DRYERS</b> .....	<b>21</b>
VMAX® V2.....	<b>10</b>	AIRSTYLE .....	<b>21</b>
SLIMDRI® .....	<b>12</b>	<b>AMERICAN DRYER®</b> .....	<b>23</b>
AIRFORCE® .....	<b>13</b>	EXTREMEAIR GXT .....	<b>24</b>
AIRMAX® .....	<b>14</b>	EXTREMEAIR EXT.....	<b>25</b>
MODEL A .....	<b>15</b>	ADVANTAGE® AD.....	<b>26</b>
NOVA® SERIES.....	<b>16</b>	GLOBAL GX .....	<b>27</b>
NOVA 1 (HARDWIRED).....	<b>16</b>	<b>ACCESSORIES</b> .....	<b>29</b>
NOVA 1 (PLUG-IN) .....	<b>16</b>	ADA COMPLIANT WALL GUARDS AND RECESS KITS.....	<b>30</b>
NOVA 2.....	<b>16</b>	RETROFIT KIT .....	<b>31</b>
NOVA 4 .....	<b>17</b>	ADAPTOR KIT .....	<b>31</b>
NOVA 5.....	<b>17</b>	ADAPTOR PLATE .....	<b>31</b>
ELECTRIC-AIRE® .....	<b>18</b>	BED LINERS FOR BABY CHANGING STATIONS.....	<b>32</b>
NOTOUCH®.....	<b>19</b>	HEPA FILTRATION SYSTEM REPLACEMENT .....	<b>32</b>
		<b>HOW TO CHOOSE A HAND DRYER</b> .....	<b>33</b>



*At World Dryer, we engineer products that revolve around our customers and their users. The features that matter to them are the ones we focus on improving. It's as simple, and challenging, as that.*

**SEAN MARTIN**

PRESIDENT, WORLD DRYER

# Where Vision Turns Into Reality







We advance our products for our customers and their patrons. We're not about innovating for innovation sake or aim to be first for the bragging rights.

There will always be another way to improve the user experience and maximize the restroom space. We've solved those scenarios in the past (quieter, faster dry time, ergonomic design, ADA compliant and hygienic). We know we'll do it again and outsmart our previous solutions.

Our vision becomes a reality once it's in arm's reach for you and your users.

# The Power of Efficiency

VERDEdri works up to its name – delivering high performance with less power. It dries hands clean in as little as 12 seconds, using only 950 watts. Its quiet, high-speed operation is matched with a NiChrome wire heating element and a touchless infrared sensor. Users can go through the motions without pressing a button or feeling cold air. The adjustable two speed motor controls, global universal voltage features, and virtually indestructible construction accommodate any commercial restroom.

-  Surface-mounted ADA compliance ensures accessible pathway
-  Fast performance dries hands in as little as 12 seconds
-  HEPA filtration and antimicrobial technology enhance sanitation
-  Two speeds adjust to control airflow and sound level
-  Universal voltage accepts 110-240 V input
-  Motor lasts up to 3 times longer than comparable models



FEATURES	
Dry Time	12 sec
Power Consumption @ 120V	950 watts
Power Consumption @ 240V	950 watts
Activation	Auto
ADA Mounting	Surface
Filters	HEPA
Adjustable Speed	Yes
Heated	Yes
Extended Life Hi Speed Motor	Yes
Voltage	Universal 120 - 240
Limited Warranty	5 yr
Certifications	US/CAN/CE

COVER FINISHES	110-120/208/220-240 V US/CAN/CE (EUROPE)
Polished S/S	Q-972
Brushed S/S	Q-973
Aluminum White	Q-974
Aluminum Black	Q-162



Polished



Brushed



White









Black

## SMARTdri®/SMARTdri® Plus

# Speed That's Smart

For those who want it all in a simple design, SMARTdri is a wise choice. It dries hands in as little as 10 seconds. It's energy efficient, durable, hygienic, and flexible. Users appreciate the antimicrobial technology, warm air flow, and quiet sound quality. Facility managers appreciate flexibility with control options suitable for any environment. And while it may be compact, you can expect it to withstand a high-demand environment.

-  Fast performance dries hands in as little as 10 seconds
-  Advanced technology uses up to 80% less energy than conventional models
-  Hygienic antimicrobial technology enhances sanitation
-  On/off heating and three speeds control sound, comfort, and efficiency
-  Single-port (SMARTdri Plus) or multi-port nozzle (SMARTdri) accommodate ranging air dry preferences
-  Motor lasts up to 3 times longer than comparable models





FEATURES	
Dry Time	10 sec
Power Consumption @ 120V	1200 watts
Power Consumption @ 240V	1200 watts
Activation	Auto
ADA Mounting	Recessed - Accessory
Filters	Coarse
Adjustable Speed	Yes
Heated	Yes
Heat ON/OFF	Yes
Extended Life Hi Speed Motor	Yes
Voltage	120/208-240
Limited Warranty	5 yr
Certifications	US/CAN/CE

SMARTDRI COVER FINISHES	110-120 V US/CAN	208-240 V US/CAN	220-240 V CE (EUROPE)
Polished S/S	K-972A2	-	K48-972CE2
Brushed S/S	K-973A2	K4-973A2	K48-973CE2
Aluminum White	K-974A2	K4-974A2	K48-974CE2
Aluminum Black	K-162A2	K4-162A2	K48-162CE2
Polished Aluminum Chrome	K-970A2	-	K48-970CE2
Brushed Aluminum Chrome	K-971A2	-	K48-971CE2
SMARTDRI PLUS COVER FINISHES	110-120 V US/CAN	208-240 V US/CAN	220-240 V CE (EUROPE)
Polished S/S	K-972P	-	K48-972P
Brushed S/S	K-973P	K4-973P	K48-973P
Aluminum White	K-974P	K4-974P	K48-974P
Aluminum Black	K-162P	K4-162P	K48-162P
Polished Aluminum Chrome	K-970P	-	K48-970P
Brushed Aluminum Chrome	K-971P	-	K48-971P



Polished



Brushed



White



Black



Chrome

## VMax® V2

# Enhances the User Experience

The renovated VMax V2 now lasts two times longer thanks to its new brushless DC motor. Its vertical hands-in drying cavity is 25-percent wider than the competition. It also includes a water tray to keep water from pooling on the floor. The smart LED display indicates when it's time to empty the water tray and change the HEPA filter. It's a low maintenance solution for you and your employees and a highly hygienic hand dryer for all users.



25% wider drying cavity creates a more comfortable user experience



Surface-mounted ADA compliance ensures suitable pathway



HEPA filtration and antimicrobial technology enhance sanitation



Dedicated reservoir collects residual water to prevent wet floor hazards



LED display signals when filter should be changed for easy, sanitary maintenance



Quiet operation performs at a lower sound level than comparable models



FEATURES	
Dry Time	10-12 sec
Power Consumption @ 120V	1000 watts
Power Consumption @ 240V	1000 watts
Activation	Auto
ADA Mounting	Surface
Filters	HEPA
Adjustable Speed	Yes
Voltage	120/240
Limited Warranty	5 yr
Certifications	US/CAN (120V) CE (240V)







COVER FINISH	110-120 V US/CAN	220-240 V CE (EUROPE)
Silver Hi-Impact ABS	V-649A	V48-629CE2



Silver Hi-Impact ABS

# Optimizes Space and Energy



-  Surface-mounted ADA compliance ensures accessible pathway
-  Universal voltage accepts 110-240 V input
-  Advanced technology uses up to 80% less energy than conventional models
-  Compact design fits within confined environments
-  Antimicrobial technology enhances sanitation
-  On/off heating controls comfort and efficiency

FEATURES	
Dry Time	15 sec
Power Consumption @ 120V	950 watts
Power Consumption @ 240V	950 watts
Activation	Auto
ADA Mounting	Surface
Heated	Yes
Heat ON/OFF	Yes
Voltage	Universal 120 - 240
Limited Warranty	10 yr
Certifications	US/CAN

COVER FINISHES	110-120/208/220-240 V US/CAN
Polished S/S	L-972
Brushed S/S	L-973
Aluminum White	L-974
Aluminum Black	L-162
Polished Aluminum Chrome	L-970
Brushed Aluminum Chrome	L-971



Polished



Brushed



White








Black



Chrome

# Fit and Equipped



-  Fast performance dries hands in as little as 12 seconds
-  Advanced technology uses up to 80% less energy than conventional models
-  Compact design fits within confined environments
-  Antimicrobial technology enhances sanitation
-  Modular design offers easy maintenance

FEATURES	
Dry Time	12 sec
Power Consumption @ 120V	1100 watts
Power Consumption @ 240V	1100 watts
Activation	Auto
ADA Mounting	Recessed - Accessory
Filters	Coarse
Voltage	120/208-240
Limited Warranty	5 yr
Certifications	US/CAN/CE

COVER FINISHES	110-120 V US/CAN	208-240 V US/CAN	220-240 V CE (EUROPE)
Polished S/S	J-972	-	J48-972
Brushed S/S	J-973	-	J48-973
Aluminum White	J-974	J4-974	J48-974
Aluminum Black	J-162	J4-162	J48-162
Polished Aluminum Chrome	J-970	J4-970	J48-970
Brushed Aluminum Chrome	J-971	-	J48-971



Polished



Brushed



White








Black



Chrome

# High Speed, High Strength



-  Fast performance dries hands in as little as 15 seconds
-  Surface-mounted or recessed ADA options provide compliance
-  Durable construction withstands vandalism and years of use
-  Advanced technology uses up to 50% less energy than conventional models
-  Automatic or push-button options turn on and off for easy use

FEATURES	
Dry Time	15 sec
Power Consumption @ 120V	2400 watts
Power Consumption @ 240V	2400 watts
Activation	Auto/PB
ADA Mounting	Recessed Models
Heated	Yes
Voltage	120/208-240
Limited Warranty	10 yr
Certifications	US/CAN/CE

COVER FINISHES	110 - 120 V US/CAN	208-230 V US/CAN	220-240 CE (EUROPE)
Polished S/S (Push Button)	DM5-972	DM54-972	DM548-972
Polished S/S (Automatic)	DXM5-972	DXM54-972	DXM548-972
Brushed S/S (Push Button)	DM5-973	DM54-973	DM548-973
Brushed S/S (Automatic)	DXM5-973	DXM54-973	DXM548-973
Brushed S/S (Automatic, Recessed)	DXRM5-Q973	DXRM54-Q973	-
Steel White (Push Button)	DM5-974	DM54-974	DM548-974
Steel White (Automatic)	DXM5-974	DXM54-974	DXM548-974
Cast Iron White Porcelain Enamel (Push Button)	M5-974	M54-974	-
Cast Iron White Porcelain Enamel (Automatic)	XM5-974	XM54-974	-
Cast Iron White Porcelain Enamel (Push Button, Recessed)	RM5-Q974	RM54-Q974	-
Cast Iron White Porcelain Enamel (Automatic, Recessed)	XRM5-Q974	XRM54-Q974	-








Polished      Brushed      Steel White      Cast Iron Porcelain Enamel

**Model A**

# Original is Dependable



-  Durable construction withstands vandalism and years of use
-  Quiet operation performs at a lower sound level than comparable models
-  Universal nozzle comes with fixed or swivel option
-  Automatic or push button allows for easy operation
-  Choose between surface mount or recess mount

FEATURES	
Dry Time	30 sec
Power Consumption @ 120V	2400 watts
Power Consumption @ 240V	2400 watts
Activation	Auto/PB
ADA Mounting	Recessed Models
Heated	Yes
Voltage	120/208-240
277 V	Yes
Limited Warranty	10 yr
Certifications	US/CAN/CE



Polished      Brushed









Steel White      Cast Iron Porcelain Enamel

COVER FINISHES	20 AMP 110 - 120 V US/CAN	15 AMP 110 - 120 V US/CAN	208 - 240 V US/CAN	277 V US/CAN	220 - 240 V CE (EUROPE)
Polished S/S (Push Button)	DA5-972	DA52-972	DA54-972	DA57-972	DA548-972
Polished S/S (Automatic)	DXA5-972	DXA52-972	DXA54-972	DXA57-972	DXA548-972
Brushed S/S (Push Button)	DA5-973	DA52-973	DA54-973	DA57-973	DA548-973
Brushed S/S (Automatic)	DXA5-973	DXA52-973	DXA54-973	DXA57-973	DXA548-973
Brushed S/S (Automatic, Recessed)	DXRA5-Q973	DXRA52-Q973	DXRA54-Q973	DXRA57-Q973	-
Steel White (Push Button)	DA5-974	DA52-974	DA54-974	DA57-974	DA548-974
Steel White (Automatic)	DXA5-974	DXA52-974	DXA54-974	DXA57-974	DXA548-974
Cast Iron White Porcelain Enamel (Push Button)	A5-974	A52-974	A54-974	A57-974	A548-974
Cast Iron White Porcelain Enamel (Automatic)	XA5-974	XA52-974	XA54-974	XA57-974	XA548-974
Cast Iron White Porcelain Enamel (Push Button, Recessed)	RA5-Q974	RA52-Q974	RA54-Q974	RA57-Q974	-
Cast Iron White Porcelain Enamel (Automatic, Recessed)	XRA5-Q974	XRA52-Q974	XRA54-Q974	XRA57-Q974	-

## Nova® Series

# Sensible Series



-  Dries hands in as little as 30 seconds
-  Durable construction withstands vandalism
-  Narrow, tapered design saves space
-  Automatic or push-button (select models) options turn on and off for easy use
-  Quiet operation performs at a lower sound level than comparable models
-  Series comes in a variety of options

### Nova 1 (Hardwired)



White

FEATURES	
Dry Time	30 sec
Power Consumption @ 120V	1000 watts
Power Consumption @ 240V	1700 watts
Activation	Auto
ADA Mounting	Surface
Heated	Yes
Voltage	Universal 120 - 240
Limited Warranty	2 yr
Certifications	US/CAN
COVER FINISH	110-120/208/220-240 V US/CAN
Aluminum White	0830

### Nova 1 (Plug-In)



White

FEATURES	
Dry Time	30 sec
Power Consumption @ 120V	1000 watts
Activation	Auto
Heated	Yes
Voltage	120
Limited Warranty	2 yr
Certifications	US/CAN
COVER FINISH	110-120 V US/CAN
Aluminum White	0833

### Nova 2



White



Brushed

FEATURES	
Dry Time	30 sec
Power Consumption @ 120V	1800 watts
Power Consumption @ 240V	2400 watts
Activation	Auto
Heated	Yes
Voltage	Universal 120 - 240
Limited Warranty	2 yr
Certifications	US/CAN
COVER FINISHES	110-120/208/220-240 V US/CAN
Brushed S/S	093079
Steel White	0930



## Nova Series *(continued)*

### Nova 4



Cast Iron Porcelain Enamel

FEATURES		
Dry Time	30 sec	
Power Consumption @ 120V	1800 watts	
Power Consumption @ 240V	1800 watts	
Activation	Auto	
Heated	Yes	
Brushless Motor	Yes	
Voltage	120/208-240	
Limited Warranty	5 yr	
Certifications	US/CAN	
COVER FINISHES	110-120 V US/CAN	208-240 V US/CAN
Cast Iron White Porcelain Enamel	0412	0422
Cast Iron White Porcelain Enamel (Recessed)	0712	0722

### Nova 5



Push Button







Automatic

FEATURES		
Dry Time	30 sec	
Power Consumption @ 120V	1800 watts	
Power Consumption @ 240V	1800 watts	
Activation	Auto/PB	
Heated	Yes	
Brushless Motor	Yes	
Voltage	120/208-240	
Limited Warranty	5 yr	
Certifications	US/CAN	
COVER FINISHES	110-120 V US/CAN	208-240 V US/CAN
Aluminum White (Push Button)	0112	0122
Aluminum White (Automatic)	0212	0222

# A Functional Fit






-  Universal voltage accepts 110-240 V input
-  Compact design saves space
-  Efficient performance keeps cost down
-  Automatic operation senses the user

FEATURES	
Dry Time	30 sec
Power Consumption @ 120V	1000 watts
Power Consumption @ 240V	1700 watts
Activation	Auto
Heated	Yes
Voltage	Universal 120 - 240
Limited Warranty	2 yr
Certifications	US/CAN
COVER FINISH	110-120/208/220-240 V US/CAN
Aluminum White	LN-974

# No Touch, No Problems









-  Automatic operation senses the user
-  Quiet operation performs at a lower sound level than comparable models
-  Brushless motor extends life of product

FEATURES	
Dry Time	30 sec
Power Consumption @ 120V	2000 watts
Activation	Auto
Heated	Yes
Brushless Motor	Yes
Voltage	120
Limited Warranty	5 yr
Certifications	US/CAN
COVER FINISH	110-120 V US/CAN
Aluminum White	NT126-005

# Change of Space

For parents in transit, install convenience and stability in your environment. Your customers will appreciate a private, secured place to change their child, tucked away from foot traffic and positioned at an accessible height.



-  Polyethylene interior makes it easy to clean and maintain
-  Safety belt adjusts with one hand for a quick change
-  Built-in liner dispenser delivers sanitation from change to change
-  Bag hooks on both sides offer convenience
-  Mounting options allow for installation in ranging environments
-  Design folds shut to optimize space and latches without falling open



Horizontal Brushed S/S - Surface Mounted



Horizontal Brushed S/S - Recess Mounted



Vertical White Polyethylene







Horizontal White Polyethylene

COLOR AND MATERIAL	MODEL #
Brushed S/S (Horizontal)	ABC-300HS
Brushed S/S (Horizontal, Recessed)	ABC-300HSR
White Polyethylene (Vertical)	ABC 300V
White Polyethylene (Horizontal)	ABC-300H

# Make it a Good Hair Day

Post shower or swimming, hair dryers are a must for locker rooms, campsites, and schools. Don't dampen the mood by overlooking the need for hair dryers. Instead, keep your patrons happy with hair dryers on the spot. They'll have a good hair day and be on their way.



-  Push button puts control in the users' hands
-  80-second operation gives enough time between drying and styling
-  Durable construction withstands vandalism and years of use
-  Mounting options allow for installation in ranging environments

FEATURES	
Drying Cycle	80 sec
Power Consumption @ 120V	2400 watts
Power Consumption @ 240V	2400 watts
Activation	PB
ADA Mounting	Recessed
Heated	Yes
Voltage	120/208-240
277 V	Yes
Limited Warranty	10 yr
Certifications	US/CAN/CE

COVER FINISHES	20 AMP 110 - 120 V US/CAN	15 AMP 110 - 120 V US/CAN	208 - 240 V US/CAN	220-240 V CE (EUROPE)	277 V US/CAN
Polished S/S	DB-972	DB1-972	DB3-972	DB38-972	DB7-972
Brushed S/S	DB-973	DB1-973	DB3-973	DB38-973	DB7-973
Steel White	DB-974	DB1-974	DB3-974	DB38-974	DB7-974
Cast Iron White Porcelain Enamel	B-974	B1-974	B3-974	-	B7-974
Cast Iron White Porcelain Enamel (Recessed)	RB-974	RB1-974	RB3-974	-	RB7-974



Polished

Brushed

Steel White

Cast Iron Porcelain Enamel



American Dryer®







# All American, All Applications

American Dryer considers the environment with every design, whether it's using less energy or eliminating paper towels. That's because, it matters just as much what goes into our customers' businesses, as what goes out. You'll realize less maintenance, longer product life, and lower costs due to our mindful features.

## eXtremeAir GXT

# A Functional Fit



-  Variable speed control adjusts airflow and sound level
-  Universal voltage accepts 110-240 V input
-  Fast performance dries hands in as little as 10 seconds
-  Compact design optimizes space

FEATURES	
Dry Time	10+ sec
Power Consumption @ 120V	1500 watts
Power Consumption @ 240V	1500 watts
Activation	Auto
ADA Mounting	Recessed - Accessory
Adjustable Speed	Yes
Heated	Yes
Voltage	Universal 120 - 240
Limited Warranty	5 yr
Certifications	US/CAN

COVER FINISHES	110-120/208/220-240 V US/CAN
Brushed S/S	GXT9-SS
Steel White	GXT9-M
Steel Black	GXT9-BG
White ABS	GXT9







Brushed S/S    Steel White    Steel Black    White ABS



## eXtremeAir EXT

# Eco-Friendly Meets User-Friendly



-  Variable speed control adjusts airflow and sound level
-  Universal voltage accepts 110-240 V input
-  Fast performance dries hands in as little as 12 seconds
-  Efficient operation uses up to 80% less energy than conventional hand dryers

FEATURES	
Dry Time	12+ sec
Power Consumption @ 120V	540 watts
Power Consumption @ 240V	540 watts
Activation	Auto
ADA Mounting	Recessed - Accessory
Adjustable Speed	Yes
Voltage	Universal 120 - 240
Limited Warranty	5 yr
Certifications	US/CAN

COVER FINISHES	110-120/208/220-240 V US/CAN
Brushed S/S	EXT7-SS
Steel White	EXT7-M
Steel Black	EXT7-BG
White ABS	EXT7







Brushed S/S    Steel White    Steel Black    White ABS

## Advantage® AD

# Confidence in the Construction



-  Durable construction withstands vandalism
-  Sensor detects user for efficient operation
-  Universal voltage accepts 110-240 V input
-  NiChrome wire heating element provides a comfortable air temp

FEATURES	
Dry Time	25 sec
Power Consumption @ 120V	1400 watts
Power Consumption @ 240V	1250 watts
Activation	Auto
ADA Mounting	Recessed - Accessory
Adjustable Speed	Yes
Heated	Yes
Voltage	Universal 120 - 240
Limited Warranty	5 yr
Certifications	US/CAN

COVER FINISHES	110-120/208/220-240 V US/CAN
Brushed S/S	AD90-SS
Steel White	AD90-M
Steel Black	AD90-BG
White ABS	AD90






Brushed S/S    Steel White    Steel Black    White ABS

\*Hair dryer models available (80 sec drying cycle).


## Global GX

# Sleek and Strong



-  Sensor detects user for efficient operation
-  Durable construction withstands vandalism
-  NiChrome wire heating element provides a comfortable air temp

FEATURES	
Dry Time	40 sec
Power Consumption @ 120V	1320 watts
Activation	Auto
ADA Mounting	Recessed - Accessory
Heated	Yes
Brushless Motor	Yes
Voltage	120
Limited Warranty	2 yr
Certifications	US/CAN
COVER FINISHES	110-120 V US/CAN
Steel White	GX1-M
White ABS	GX1



# More Options. Less Major Replacements.

From simple maintenance to specific upgrades, find the accessories to keep your products lasting and environment looking its best. World Dryer offers parts, kits, liners, and adapters for ranging models.

## ADA Compliant Wall Guards and Recess Kits

ADA compliant wall guards and recess kits ensure ADA compliance in pathways. ADA wall guards complement surface-mounted dryers with the simplest solution to accessibility compliance. Where recessed mounting is preferred, durable brushed stainless steel recess kits are available for popular models.



KKR-973

KJR-973K-1

ADA-RK

MODEL FAMILY	ACCESSORY	FINISH	MODEL #
SMARTdri	Recessed Kit	Stainless Steel, Brushed	KKR-973
AirForce	Recessed Kit	Stainless Steel, Brushed	KJR-973K-1
American Dryer Models	Recessed Kit	Stainless Steel	ADA-RK



Wall guard (flat)  
Brushed S/S      White



ADA wall guard  
Brushed S/S

TYPE	FINISH	MOUNTING	MODEL #
Wall guard (flat)	White/Brushed S/S	Surface	37-10455K (White) 37-10457 (Brushed S/S)
ADA wall guard	Brushed S/S	Surface	ADA-WG

## Retrofit Kit

Retrofit kit aesthetically covers a recessed World Dryer Model A or Model M Airmax box that you want to convert to a surface mount dryer. A bracket and cover plate (pre-set up for a World Dryer SLIMdri) are included for a jiffy upgrade.

MODEL FAMILY	ACCESSORY	FINISH	MODEL #
SLIMdri	Retrofit Kit	Stainless Steel, Brushed	17-10160K

## Adaptor Kit

Make installing your new hand dryer a breeze with this adapter kit. It's compatible with VERDEdri hand dryers and an ideal solution when top-entry electrical connections are required.



MODEL FAMILY	ACCESSORY	FINISH	MODEL #
VERDEdri	Adaptor Plate	Stainless Steel, Brushed	17-10310k

**Note:** To meet ADA requirements when installed with the top entry adapter, do not install in walks, halls, corridors, passageways or aisles.

## Adaptor Plate

Ready to upgrade your paper towel dispenser or old hand dryer? This stainless steel adaptor plate makes it simple and makes a statement. Large enough to cover your former equipment, you'll achieve a cleaner and more comfortable environment for guests and customers, while reducing moisture and wall drips.



MODEL FAMILY	ACCESSORY	FINISH	MODEL #
American Dryer	Adaptor Plate	Stainless Steel, Brushed	AP

## Bed Liners for Baby Changing Stations

A little extra care goes a long way for little ones. Sanitary bed liners help shield baby from germs and fit conveniently in the built-in liner holders on each unit. Comes in a box of 500 for more diaper changes and less maintenance change outs.

## HEPA Filtration System Replacement

HEPA filtration systems remove 99.97% of particles at 0.3 microns or larger from the air in the room. Maintain your hand dryer and promote sanitation by replacing your filtration system regularly.

MODEL FAMILY	ACCESSORY	MODEL #
DryBaby Changing Stations	Sanitary Bed Liners (500 Qty)	ABC-300L



93-10292K



93-10385

MODEL FAMILY	ACCESSORY	MODEL #
VERDEdri	HEPA Filter	93-10292K
VMax V2	HEPA Filter	93-10385



# How to Choose a Hand Dryer

## Key

- Least
- ◊ ADA Compliant
- Most
- △ Universal Voltage (110-240V)
- X Yes

## Cover Material

	ALUMINUM	STAINLESS STEEL	CAST IRON	HI-IMPACT ABS
Vandal Resistance	•••	••	••••	•
Corrosion Resistance	•••	••••	••	••••

## Hand Dryer Performance (World Dryer)

	SMARTDRI SERIES	VERDEDRI	VMAX V2	SLIMDRI	AIRFORCE	AIRMAX	MODEL A*	ELECTRIC-AIRE LN	NOVA1	NOVA1 PLUG-IN	NOVA2	NOVA4	NOVA5	NOTOUCH
Fast Dry Time	••••	•••	•••	•••	•••	•••	••	••	••	••	••	•	•	•
Energy Efficient	••••	••••	•••	•••	•••	••	•	••	••	••	•	•	•	•
Surface Mounted	X	X	X	X	X	X	X	X	X	X	X	X	X	X
Recess Mounted	X w/kit				X w/kit	X	X							
ADA Compliant	X◊ w/kit	X◊	X◊	X◊	X◊ w/kit	X◊ recess	X◊ recess		X◊					
Automatic Operation	X	X	X	X	X	X	X	X	X	X	X	X	X	X
Push Button Operation						X	X						X	
110-120 V	X	X	X	X	X	X	X*	X	X	X	X	X	X	X
208-240 V	X	X		X	X	X	X	X	X		X	X	X	X
220-240 V (50 Hz)	X	X	X	X	X	X	X	X	X		X	X	X	
277 V							X							
Universal Voltage (110-240 V)		X△		X△				X△	X△		X△			
HEPA Filter		X	X											
Plug-in										X				
Heated Air	X	X		X		X	X	X	X	X	X	X	X	X
Speed Options	X	X	X											
Heating Controls	X			X										
Antimicrobial Technology	X	X	X	X	X									
Qualified for LEED Credit	X	X	X	X	X	X	X	X	X	X	X	X	X	X
Limited Warranty (years)	5 yr	5 yr	5 yr	10 yr	5 yr	10 yr	10 yr	2 yr	2 yr	2 yr	2yr	5 yr	5 yr	5 yr

## Hand Dryer Performance (American Dryer)

	EXTREMEAIR GXT	EXTREMEAIR EXT	ADVANTAGE* AD	GLOBAL GX
Fast Dry Time	••••	•••	••	•
Energy Efficient	•••	••••	••	•
ADA Compliant	X◊ w/kit	X◊ w/kit	X◊ w/kit	X◊ w/kit
Automatic Operation	X	X	X	X
110-120 V	X	X	X	X
208-240 V	X	X	X	
Universal Voltage (110-240 V)	X△	X△	X△	
Heated Air	X		X	X
Speed Options	X	X	X	
Limited Warranty (years)	5 yr	5 yr	5 yr	2 yr

\* This model is available with both 15 and 20A

## VERDEdri Hand Dryer

COVER MATERIAL/FINISH	ACTIVATION	MOUNTING	110-120/208/220-240 V US/CAN/CE (EUROPE)	UNIT SIZE (HXWXD) INCH/MM	SHIPPING SIZE (HXWXD) INCH/MM	SHIPPING WT.
Polished S/S	Automatic	Surface	Q-972	13.3" x 11.6" x 3.9" 339 mm x 295 mm x 100 mm	14.2" x 16" x 6.7" 360 mm x 405 mm x 170 mm	13.4 lb/6.1 kg
Brushed S/S	Automatic	Surface	Q-973	13.3" x 11.6" x 3.9" 339 mm x 295 mm x 100 mm	14.2" x 16" x 6.7" 360 mm x 405 mm x 170 mm	13.4 lb/6.1 kg
Aluminum White	Automatic	Surface	Q-974	13.3" x 11.6" x 3.9" 339 mm x 295 mm x 100 mm	14.2" x 16" x 6.7" 360 mm x 405 mm x 170 mm	11.9 lb/5.4 kg
Aluminum Black	Automatic	Surface	Q-162	13.3" x 11.6" x 3.9" 339 mm x 295 mm x 100 mm	14.2" x 16" x 6.7" 360 mm x 405 mm x 170 mm	11.9 lb/5.4 kg

## SMARTdri Hand Dryer

COVER MATERIAL/FINISH	ACTIVATION	MOUNTING	110-120 V US/CAN	208-240 V US/CAN	220-240 V CE (EUROPE)	UNIT SIZE (HXWXD) INCH/MM	SHIPPING SIZE (HXWXD) INCH/MM	SHIPPING WT.
Polished S/S	Automatic	Surface	K-972A2	-	K48-972CE2	12.5" x 9.3" x 7.6" 319 mm x 236 mm x 192 mm	14.7" x 11.4" x 10.8" 375 mm x 290 mm x 275 mm	14.4 lb/6.5 kg
Brushed S/S	Automatic	Surface	K-973A2	K4-973A2	K48-973CE2	12.5" x 9.3" x 7.6" 319 mm x 236 mm x 192 mm	14.7" x 11.4" x 10.8" 375 mm x 290 mm x 275 mm	14.4 lb/6.5 kg
Aluminum White	Automatic	Surface	K-974A2	K4-974A2	K48-974CE2	12.5" x 9.3" x 7.6" 319 mm x 236 mm x 192 mm	14.7" x 11.4" x 10.8" 375 mm x 290 mm x 275 mm	13.2 lb/6 kg
Aluminum Black	Automatic	Surface	K-162A2	K4-162A2	K48-162CE2	12.5" x 9.3" x 7.6" 319 mm x 236 mm x 192 mm	14.7" x 11.4" x 10.8" 375 mm x 290 mm x 275 mm	13.2 lb/6 kg
Polished Aluminum Chrome	Automatic	Surface	K-970A2	-	K48-970CE2	12.5" x 9.3" x 7.6" 319 mm x 236 mm x 192 mm	14.7" x 11.4" x 10.8" 375 mm x 290 mm x 275 mm	13.2 lb/6 kg
Brushed Aluminum Chrome	Automatic	Surface	K-971A2	-	K48-971CE2	12.5" x 9.3" x 7.6" 319 mm x 236 mm x 192 mm	14.7" x 11.4" x 10.8" 375 mm x 290 mm x 275 mm	13.2 lb/6 kg

## SMARTdri Plus Hand Dryer

COVER MATERIAL/FINISH	ACTIVATION	MOUNTING	110-120 V US/CAN	208-240 V US/CAN	220-240 V CE (EUROPE)	UNIT SIZE (HXWXD) INCH/MM	SHIPPING SIZE (HXWXD) INCH/MM	SHIPPING WT.
Polished S/S	Automatic	Surface	K-972P	-	K48-972P	12.5" x 9.3" x 7.6" 319 mm x 236 mm x 192 mm	14.7" x 11.4" x 10.8" 375 mm x 290 mm x 275 mm	14.4 lb/6.5 kg
Brushed S/S	Automatic	Surface	K-973P	K4-973P	K48-973P	12.5" x 9.3" x 7.6" 319 mm x 236 mm x 192 mm	14.7" x 11.4" x 10.8" 375 mm x 290 mm x 275 mm	14.4 lb/6.5 kg
Aluminum White	Automatic	Surface	K-974P	K4-974P	K48-974P	12.5" x 9.3" x 7.6" 319 mm x 236 mm x 192 mm	14.7" x 11.4" x 10.8" 375 mm x 290 mm x 275 mm	13.2 lb/6 kg
Aluminum Black	Automatic	Surface	K-162P	K4-162P	K48-162P	12.5" x 9.3" x 7.6" 319 mm x 236 mm x 192 mm	14.7" x 11.4" x 10.8" 375 mm x 290 mm x 275 mm	13.2 lb/6 kg
Polished Aluminum Chrome	Automatic	Surface	K-970P	-	K48-970P	12.5" x 9.3" x 7.6" 319 mm x 236 mm x 192 mm	14.7" x 11.4" x 10.8" 375 mm x 290 mm x 275 mm	13.2 lb/6 kg
Brushed Aluminum Chrome	Automatic	Surface	K-971P	-	K48-971P	12.5" x 9.3" x 7.6" 319 mm x 236 mm x 192 mm	14.7" x 11.4" x 10.8" 375 mm x 290 mm x 275 mm	13.2 lb/6 kg

## VMax V2 Hand Dryer

COVER MATERIAL/FINISH	ACTIVATION	MOUNTING	110-120 V US/CAN	220-240 V CE (EUROPE)	UNIT SIZE (HXWXD) INCH/MM	SHIPPING SIZE (HXWXD) INCH/MM	SHIPPING WT.
Silver Hi-Impact ABS	Automatic	Surface	V-649A	V48-629CE2	13" x 26.25" x 9.25" 330 mm x 667 mm x 235 mm	16" x 28.5" x 12" 406 mm x 724 mm x 305 mm	25 lb/11.3 kg

## SLIMdri Hand Dryer

COVER MATERIAL/FINISH	ACTIVATION	MOUNTING	110-120/208/220-240 V US/CAN	UNIT SIZE (HXWXD) INCH/MM	SHIPPING SIZE (HXWXD) INCH/MM	SHIPPING WT.
Polished S/S	Automatic	Surface	L-972	10.7" x 11.43" x 3.9" 271 mm x 290 mm x 100 mm	13.8" x 13" x 6.9" 350 mm x 330 mm x 175 mm	12.3 lb/5.5 kg
Brushed S/S	Automatic	Surface	L-973	10.7" x 11.43" x 3.9" 271 mm x 290 mm x 100 mm	13.8" x 13" x 6.9" 350 mm x 330 mm x 175 mm	12.3 lb/5.5 kg
Aluminum White	Automatic	Surface	L-974	10.7" x 11.43" x 3.9" 271 mm x 290 mm x 100 mm	13.8" x 13" x 6.9" 350 mm x 330 mm x 175 mm	10.6 lb/4.8 kg
Aluminum Black	Automatic	Surface	L-162	10.7" x 11.43" x 3.9" 271 mm x 290 mm x 100 mm	13.8" x 13" x 6.9" 350 mm x 330 mm x 175 mm	10.6 lb/4.8 kg
Polished Aluminum Chrome	Automatic	Surface	L-970	10.7" x 11.43" x 3.9" 271 mm x 290 mm x 100 mm	13.8" x 13" x 6.9" 350 mm x 330 mm x 175 mm	10.6 lb/4.8 kg
Brushed Aluminum Chrome	Automatic	Surface	L-971	10.7" x 11.43" x 3.9" 271 mm x 290 mm x 100 mm	13.8" x 13" x 6.9" 350 mm x 330 mm x 175 mm	10.6 lb/4.8 kg

## Airforce Hand Dryer

COVER MATERIAL/FINISH	ACTIVATION	MOUNTING	110-120 V US/CAN	208-240 V US/CAN	220-240 V CE (EUROPE)	UNIT SIZE (HXWXD) INCH/MM	SHIPPING SIZE (HXWXD) INCH/MM	SHIPPING WT.
Polished S/S	Automatic	Surface	J-972	-	J48-972	10.7" x 8.9" x 6.5" 272 mm x 226 mm x 165 mm	14.5" x 11.5" x 8.25" 368 mm x 292 mm x 210 mm	9.0 lb/4.1 kg
Brushed S/S	Automatic	Surface	J-973	-	J48-973	10.7" x 8.9" x 6.5" 272 mm x 226 mm x 165 mm	14.5" x 11.5" x 8.25" 368 mm x 292 mm x 210 mm	9.0 lb/4.1 kg
Aluminum White	Automatic	Surface	J-974	J4-974	J48-974	10.7" x 8.9" x 6.5" 272 mm x 226 mm x 165 mm	14.5" x 11.5" x 8.25" 368 mm x 292 mm x 210 mm	8.7 lb/3.9 kg
Aluminum Black	Automatic	Surface	J-162	J4-162	J48-162	10.7" x 8.9" x 6.5" 272 mm x 226 mm x 165 mm	14.5" x 11.5" x 8.25" 368 mm x 292 mm x 210 mm	8.7 lb/3.9 kg
Polished Aluminum Chrome	Automatic	Surface	J-970	J4-970	J48-970	10.7" x 8.9" x 6.5" 272 mm x 226 mm x 165 mm	14.5" x 11.5" x 8.25" 368 mm x 292 mm x 210 mm	8.7 lb/3.9 kg
Brushed Aluminum Chrome	Automatic	Surface	J-971	-	J48-971	10.7" x 8.9" x 6.5" 272 mm x 226 mm x 165 mm	14.5" x 11.5" x 8.25" 368 mm x 292 mm x 210 mm	8.7 lb/3.9 kg

## AirMax Hand Dryer

COVER MATERIAL/FINISH	ACTIVATION	MOUNTING	110 - 120 V US/CAN	208-230 V US/CAN	220-240 V CE (EUROPE)	UNIT SIZE (HXWXD) INCH/MM	SHIPPING SIZE (HXWXD) INCH/MM	SHIPPING WT.
Polished S/S	Push Button	Surface	DM5-972	DM54-972	DM548-972	9.5" x 11.3" x 8.3" 241 mm x 287 mm x 211 mm	13" x 14.5" x 11.3" 330 mm x 368 mm x 287 mm	18 lb/8.1 kg
Polished S/S	Automatic	Surface	DXM5-972	DXM54-972	DXM548-972	9.5" x 11.3" x 8.3" 241 mm x 287 mm x 211 mm	13" x 14.5" x 11.3" 330 mm x 368 mm x 287 mm	17.8 lb/8.1 kg
Brushed S/S	Push Button	Surface	DM5-973	DM54-973	DM548-973	9.5" x 11.3" x 8.3" 241 mm x 287 mm x 211 mm	13" x 14.5" x 11.3" 330 mm x 368 mm x 287 mm	18 lb/8.1 kg
Brushed S/S	Automatic	Surface	DXM5-973	DXM54-973	DXM548-973	9.5" x 11.3" x 8.3" 241 mm x 287 mm x 211 mm	13" x 14.5" x 11.3" 330 mm x 368 mm x 287 mm	17.8 lb/8.1 kg
Brushed S/S	Automatic	Recessed	DXRM5-0973	DXRM54-0973	-	9.5" x 11.3" x 8.3" 241 mm x 287 mm x 211 mm	13" x 14.5" x 11.3" 330 mm x 368 mm x 287 mm	24.4 lb/11 kg
Steel White	Push Button	Surface	DM5-974	DM54-974	DM548-974	9.5" x 11.3" x 8.3" 241 mm x 287 mm x 211 mm	13" x 14.5" x 11.3" 330 mm x 368 mm x 287 mm	18 lb/8.1 kg
Steel White	Automatic	Surface	DXM5-974	DXM54-974	DXM548-974	9.5" x 11.3" x 8.3" 241 mm x 287 mm x 211 mm	13" x 14.5" x 11.3" 330 mm x 368 mm x 287 mm	17.8 lb/8.1 kg
Cast Iron White Porcelain Enamel	Push Button	Surface	M5-974	M54-974	-	9.5" x 11.3" x 8.3" 241 mm x 287 mm x 211 mm	13" x 14.5" x 11.3" 330 mm x 368 mm x 287 mm	29.8 lb/13.5 kg
Cast Iron White Porcelain Enamel	Automatic	Surface	XM5-974	XM54-974	-	9.5" x 11.3" x 8.3" 241 mm x 287 mm x 211 mm	13" x 14.5" x 11.3" 330 mm x 368 mm x 287 mm	29.6 lb/13.4 kg
Cast Iron White Porcelain Enamel	Push Button	Recessed	RM5-0974	RM54-0974	-	13.8" x 13.1" x 4" 351 mm x 333 mm x 102 mm	16" x 15.3" x 10.6" 406 mm x 389 mm x 269 mm	32.4 lb/14.7 kg
Cast Iron White Porcelain Enamel	Automatic	Recessed	XRM5-0974	XRM54-0974	-	13.8" x 13.1" x 4" 351 mm x 333 mm x 102 mm	16" x 15.3" x 10.6" 406 mm x 389 mm x 269 mm	32.7 lb/14.8 kg

## Model A Hand Dryer

COVER MATERIAL/FINISH	ACTIVATION	MOUNTING	20 AMP 110 - 120 V US/CAN	15 AMP 110 - 120 V US/CAN	208 - 240 V US/CAN	277 V US/CAN	220 - 240 V CE (EUROPE)	UNIT SIZE (HXWXD) INCH/MM	SHIPPING SIZE (HXWXD) INCH/MM	SHIPPING WT.
Polished S/S	Push Button	Surface	DA5-972	DA52-972	DA54-972	DA57-972	DA548-972	9.5" x 11.3" x 8.3" 241 mm x 287 mm x 211 mm	13" x 14.5" x 11.3" 330 mm x 368 mm x 287 mm	17.8 lb/8 kg
Polished S/S	Automatic	Surface	DXA5-972	DXA52-972	DXA54-972	DXA57-972	DXA548-972	9.5" x 11.3" x 8.3" 241 mm x 287 mm x 211 mm	13" x 14.5" x 11.3" 330 mm x 368 mm x 287 mm	17.5 lb/7.9 kg
Brushed S/S	Push Button	Surface	DA5-973	DA52-973	DA54-973	DA57-973	DA548-973	9.5" x 11.3" x 8.3" 241 mm x 287 mm x 211 mm	13" x 14.5" x 11.3" 330 mm x 368 mm x 287 mm	17.8 lb/8 kg
Brushed S/S	Automatic	Surface	DXA5-973	DXA52-973	DXA54-973	DXA57-973	DXA548-973	9.5" x 11.3" x 8.3" 241 mm x 287 mm x 211 mm	13" x 14.5" x 11.3" 330 mm x 368 mm x 287 mm	17.5 lb/7.9 kg
Brushed S/S	Automatic	Recessed	DXRA5-0973	DXRA52-0973	DXRA54-0973	DXRA57-0973	-	13.8" x 13.1" x 4" 351 mm x 333 mm x 102 mm	16" x 15.3" x 10.6" 406 mm x 389 mm x 269 mm	24.2 lb/11 kg
Steel White	Push Button	Surface	DA5-974	DA52-974	DA54-974	DA57-974	DA548-974	9.5" x 11.3" x 8.3" 241 mm x 287 mm x 211 mm	13" x 14.5" x 11.3" 330 mm x 368 mm x 287 mm	17.8 lb/8 kg
Steel White	Automatic	Surface	DXA5-974	DXA52-974	DXA54-974	DXA57-974	DXA548-974	9.5" x 11.3" x 8.3" 241 mm x 287 mm x 211 mm	13" x 14.5" x 11.3" 330 mm x 368 mm x 287 mm	17.5 lb/7.9 kg
Cast Iron White Porcelain Enamel	Push Button	Surface	A5-974	A52-974	A54-974	A57-974	A548-974	9.5" x 11.3" x 8.3" 241 mm x 287 mm x 211 mm	13" x 14.5" x 11.3" 330 mm x 368 mm x 287 mm	29.6 lb/13.4 kg
Cast Iron White Porcelain Enamel	Automatic	Surface	XA5-974	XA52-974	XA54-974	XA57-974	XA548-974	9.5" x 11.3" x 8.3" 241 mm x 287 mm x 211 mm	13" x 14.5" x 11.3" 330 mm x 368 mm x 287 mm	29.4 lb/13.3 kg
Cast Iron White Porcelain Enamel	Push Button	Recessed	RA5-0974	RA52-0974	RA54-0974	RA57-0974	-	13.8" x 13.1" x 4" 351 mm x 333 mm x 102 mm	16" x 15.3" x 10.6" 406 mm x 389 mm x 269 mm	32.2 lb/14.6 kg
Cast Iron White Porcelain Enamel	Automatic	Recessed	XRA5-0974	XRA52-0974	XRA54-0974	XRA57-0974	-	13.8" x 13.1" x 4" 351 mm x 333 mm x 102 mm	16" x 15.3" x 10.6" 406 mm x 389 mm x 269 mm	32.5 lb/14.7 kg

## NOVA Series Hand Dryer

COVER MATERIAL/FINISH	ACTIVATION	MOUNTING	PRODUCT LINE	110-120 V US/CAN	208-240 V US/CAN	UNIT SIZE (HXWXD) INCH/MM	SHIPPING SIZE (HXWXD) INCH/MM	SHIPPING WT.
Brushed S/S	Automatic	Surface	NOVA 2	093079	093079	13.8" x 9.9" x 4.5" 351 mm x 251 mm x 114 mm	16" x 13" x 8" 406 mm x 330 mm x 203 mm	11.9 lb/5.4 kg
Aluminum White	Automatic	Surface	NOVA 1	0830	0830	9.0" x 9.7" x 4" 228 mm x 246 mm x 100 mm	13" x 12" x 8" 330 mm x 246 mm x 203 mm	7.6 lb/3.4 kg
Aluminum White	Automatic	Surface	NOVA 1 Plug-in	0833	-	9.0" x 9.7" x 4" 228 mm x 246 mm x 100 mm	13" x 12" x 8" 330 mm x 246 mm x 203 mm	8.6 lb/3.9 kg
Aluminum White	Push Button	Surface	NOVA 5	0112	0122	12" x 8.7" x 9.3" 305 mm x 221 mm x 236 mm	14" x 11" x 13" 356 mm x 279 mm x 330 mm	14.6 lb/6.6 kg
Aluminum White	Automatic	Surface	NOVA 5	0212	0222	12" x 8.7" x 9.3" 305 mm x 221 mm x 236 mm	13" x 10" x 11" 330 mm x 254 mm x 279 mm	14 lb/6.3 kg
Steel White	Automatic	Surface	NOVA 2	0930	0930	13.8" x 9.9" x 4.5" 351 mm x 251 mm x 114 mm	16" x 13" x 8" 406 mm x 330 mm x 203 mm	12.8 lb/5.8 kg
Cast Iron White Porcelain Enamel	Automatic	Surface	NOVA 4	0412	0422	12.3" x 9.2" x 9.3" 312 mm x 234 mm x 236 mm	14" x 11" x 13" 356 mm x 279 mm x 330 mm	26.9 lb/12.1 kg
Cast Iron White Porcelain Enamel	Automatic	Recessed	NOVA 4	0712	0722	12" x 8" x 5.9" 305 mm x 203 mm x 150 mm	14" x 11" x 13" 356 mm x 279 mm x 330 mm	23.4 lb/10.6 kg

## Electric-Aire Hand Dryer

COVER MATERIAL/FINISH	ACTIVATION	MOUNTING	110-120/208/220-240 V US/CAN	UNIT SIZE (HXWXD) INCH/MM	SHIPPING SIZE (HXWXD) INCH/MM	SHIPPING WT.
Aluminum White	Automatic	Surface	LN-974	10.7" x 11.6" x 4.9" 273 mm x 294 mm x 124 mm	14.5" x 13.8" x 8" 370 mm x 350 mm x 205 mm	10 lb/4.5 kg

## No Touch Hand Dryer

COVER MATERIAL/FINISH	ACTIVATION	MOUNTING	110-120 V US/CAN	UNIT SIZE (HXWXD) INCH/MM	SHIPPING SIZE (HXWXD) INCH/MM	SHIPPING WT.
Aluminum White	Automatic	Surface	NT126-005	10.9" x 11.6" x 7.5" 277 mm x 295 mm x 191 mm	13" x 12" x 9.3" 330 mm x 246 mm x 241 mm	15.7 lb/7.1 kg

## AirStyle Model B Hair Dryer

COVER MATERIAL/FINISH	ACTIVATION	MOUNTING	20 AMP 110 - 120 V US/CAN	15 AMP 110 - 120 V US/CAN	208 - 240 V US/CAN	220-240 V CE (EUROPE)	277 V US/CAN	UNIT SIZE (HXWXD) INCH/MM	SHIPPING SIZE (HXWXD) INCH/MM	SHIPPING WT.
Polished S/S	Push Button	Surface	DB-972	DB1-972	DB3-972	DB38-972	DB7-972	9.5" x 11.3" x 9.5" 241 mm x 287 mm x 241 mm	13" x 14.5" x 11.3" 330 mm x 368 mm x 287 mm	17.8 lb/8 kg
Brushed S/S	Push Button	Surface	DB-973	DB1-973	DB3-973	DB38-973	DB7-973	9.5" x 11.3" x 9.5" 241 mm x 287 mm x 241 mm	13" x 14.5" x 11.3" 330 mm x 368 mm x 287 mm	17.8 lb/8 kg
Steel White	Push Button	Surface	DB-974	DB1-974	DB3-974	DB38-974	DB7-974	9.5" x 11.3" x 9.5" 241 mm x 287 mm x 241 mm	13" x 14.5" x 11.3" 330 mm x 368 mm x 287 mm	17.8 lb/8 kg
Cast Iron White Porcelain Enamel	Push Button	Surface	B-974	B1-974	B3-974	-	B7-974	9.5" x 11.3" x 9.5" 241 mm x 287 mm x 241 mm	13" x 14.5" x 11.3" 330 mm x 368 mm x 287 mm	29.6 lb/13.4 kg
Cast Iron White Porcelain Enamel	Push Button	Recessed	RB-974	RB1-974	RB3-974	-	RB7-974	13.1" x 13.9" x 6.3" 333 mm x 353 mm x 160 mm	16" x 15.3" x 10.6" 406 mm x 389 mm x 269 mm	32.2 lb/14.6 kg

## DryBaby Baby Changing Station

COVER MATERIAL/FINISH	TYPE	MOUNTING	MODEL #	UNIT SIZE (HXWXD) INCH/MM	SHIPPING SIZE (HXWXD) INCH/MM	SHIPPING WT.
Brushed S/S	Horizontal	Surface	ABC-300HS	21.5" x 37.5" x 4" 546 mm x 953 mm x 100 mm	43.3" x 27" x 5.8" 1100 mm x 685 mm x 145 mm	66 lb/29.9 kg
Brushed S/S	Horizontal	Recessed	ABC-300HSR	18" x 34.5" x 0.13" 457 mm x 876 mm x 3 mm	41.3" x 24.5" x 5.8" 1045 mm x 625 mm x 145 mm	61 lb/27.6 kg
White Polyethylene	Vertical	Surface	ABC 300V	34" x 19" x 5.5" 864 mm x 483 mm x 140 mm	33" x 20" x 4.3" 840 mm x 510 mm x 110 mm	19 lb/8.6 kg
White Polyethylene	Horizontal	Surface	ABC-300H	18" x 34.5" x 4" 457 mm x 876 mm x 100 mm	35.5" x 18" x 4.3" 900 mm x 460 mm x 110 mm	15 lb/6.8 kg

## eXtremeAir GXT Hand Dryer

COVER MATERIAL/FINISH	ACTIVATION	MOUNTING	110-120/208/220-240 V US/CAN	UNIT SIZE (HXWXD) INCH/MM	SHIPPING SIZE (HXWXD) INCH/MM	SHIPPING WT.
Brushed S/S	Automatic	Surface	GXT9-SS	10.1" x 9.4" x 5.6" 257 mm x 239 mm x 142 mm	6.75" x 11.5" x 10.25" 171 mm x 292 mm x 260 mm	10 lb/4.5 kg
Steel White	Automatic	Surface	GXT9-M	10.1" x 9.4" x 5.6" 257 mm x 239 mm x 142 mm	6.75" x 11.5" x 10.25" 171 mm x 292 mm x 260 mm	10 lb/4.5 kg
Steel Black	Automatic	Surface	GXT9-BG	10.1" x 9.4" x 5.6" 257 mm x 239 mm x 142 mm	6.75" x 11.5" x 10.25" 171 mm x 292 mm x 260 mm	10 lb/4.5 kg
White ABS	Automatic	Surface	GXT9	10.1" x 9.4" x 5.6" 257 mm x 239 mm x 142 mm	6.75" x 11.5" x 10.25" 171 mm x 292 mm x 260 mm	9 lb/4.1 kg

## eXtremeAir EXT Hand Dryer

COVER MATERIAL/FINISH	ACTIVATION	MOUNTING	110-120/208/220-240 V US/CAN	UNIT SIZE (HXWXD) INCH/MM	SHIPPING SIZE (HXWXD) INCH/MM	SHIPPING WT.
Brushed S/S	Automatic	Surface	EXT7-SS	10.1" x 9.4" x 5.6" 257 mm x 239 mm x 142 mm	6.75" x 11.5" x 10.25" 171 mm x 292 mm x 260 mm	10 lb/4.5 kg
Steel White	Automatic	Surface	EXT7-M	10.1" x 9.4" x 5.6" 257 mm x 239 mm x 142 mm	6.75" x 11.5" x 10.25" 171 mm x 292 mm x 260 mm	10 lb/4.5 kg
Steel Black	Automatic	Surface	EXT7-BG	10.1" x 9.4" x 5.6" 257 mm x 239 mm x 142 mm	6.75" x 11.5" x 10.25" 171 mm x 292 mm x 260 mm	10 lb/4.5 kg
White ABS	Automatic	Surface	EXT7	10.1" x 9.4" x 5.6" 257 mm x 239 mm x 142 mm	6.75" x 11.5" x 10.25" 171 mm x 292 mm x 260 mm	9 lb/4.1 kg

## Advantage AD Hand Dryer

COVER MATERIAL/FINISH	ACTIVATION	MOUNTING	110-120/208/220-240 V US/CAN	UNIT SIZE (HXWXD) INCH/MM	SHIPPING SIZE (HXWXD) INCH/MM	SHIPPING WT.
Brushed S/S	Automatic	Surface	AD90-SS	10.1" x 9.4" x 5.6" 257 mm x 239 mm x 142 mm	6.75" x 11.5" x 10.25" 171 mm x 292 mm x 260 mm	9.4 lb/4.2 kg
Steel White	Automatic	Surface	AD90-M	10.1" x 9.4" x 5.6" 257 mm x 239 mm x 142 mm	6.75" x 11.5" x 10.25" 171 mm x 292 mm x 260 mm	9.4 lb/4.2 kg
Steel Black	Automatic	Surface	AD90-BG	10.1" x 9.4" x 5.6" 257 mm x 239 mm x 142 mm	6.75" x 11.5" x 10.25" 171 mm x 292 mm x 260 mm	9.4 lb/4.2 kg
White ABS	Automatic	Surface	AD90	10.1" x 9.4" x 5.6" 257 mm x 239 mm x 142 mm	6.75" x 11.5" x 10.25" 171 mm x 292 mm x 260 mm	8 lb/3.6 kg

## Global GX Hand Dryer

COVER MATERIAL/FINISH	ACTIVATION	MOUNTING	110-120 V US/CAN	UNIT SIZE (HXWXD) INCH/MM	SHIPPING SIZE (HXWXD) INCH/MM	SHIPPING WT.
Steel White	Automatic	Surface	GX1-M	10.1" x 9.4" x 5.6" 257 mm x 239 mm x 142 mm	6.75" x 11.5" x 10.25" 171 mm x 292 mm x 260 mm	9.4 lb/4.2 kg
White ABS	Automatic	Surface	GX1	10.1" x 9.4" x 5.6" 257 mm x 239 mm x 142 mm	6.75" x 11.5" x 10.25" 171 mm x 292 mm x 260 mm	8 lb/3.6 kg

## Accessories (Wall Guards/Recess Kits/Filters)

DESCRIPTION	FOR USE WITH MODEL FAMILY	MODEL	UNIT SIZE (HXWXD) INCH/MM	SHIPPING SIZE (HXWXD) INCH/MM	SHIPPING WT.
Wall Guard, Anti-microbial White	All	37-10455K	31.5" x 15.5" x .06" 800 mm x 394 mm x 1.5 mm	36" x 18" x 0.4" 914 mm x 457 mm x 10 mm	2.7 lb/1.2 kg
Wall Guard, Brushed S/S	All	37-10457K	31.5" x 15.5" x .06" 800 mm x 394 mm x 1.5 mm	36" x 18" x 0.4" 914 mm x 457 mm x 10 mm	9.3 lb/4.2 kg
ADA Wall Guard, Brushed S/S	Surface-mounted dryer models	ADA-WG	18" x 9.4" x 3.5" 457 mm x 238 mm x 89 mm	18.2" x 10.2" x 3.9" 462 mm x 259 mm x 99 mm	3.5 lb/1.6 kg
Accessory Recess Kit, Brushed S/S	SMARTdri/SMARTdri Plus	KKR-973	25.0" x 14.2" x 4.0" 635 mm x 381 mm x 102 mm	30" x 15" x 7.88" 760 mm x 380 mm x 200 mm	11.9 lb/5.4 kg
Accessory Recess Kit, Brushed S/S	Airforce	KJR-973K-1	25.0" x 15.0" x 4.0" 635 mm x 381 mm x 102 mm	30" x 15" x 7.88" 760 mm x 380 mm x 200 mm	11.9 lb/5.4 kg
Accessory Recess Kit, Brushed S/S	eXtremeAIR GXT, EXT Advantage AD Global GX	ADA-RK	21.3" x 16.3" x 2.0" 541 mm x 159 mm x 51 mm	21.8" x 16.5" x 2.6" 554 mm x 419 mm x 66 mm	6.2 lb/2.8 kg
Adapter Plate, Brushed S/S		AP	14" x 16" x .05" 356 mm x 406 mm x 1.3 mm	17.5" x 15" x 1.2" 445 mm x 381 mm x 30 mm	4.7 lb/2.1 kg
Optional Top Entry Adapter Kit, Brushed S/S	VERDEdri	17-10310	13.4" x 14.3" x 1.2" 339 mm x 364 mm x 30 mm	14.8" x 16" x 4.5" 375 mm x 405 mm x 114 mm	5.2 lb/2.3 kg
HEPA Filter	VERDEdri	93-10293K	-	9.4" x 3.5" x 3.5" 240 mm x 90 mm x 90 mm	0.7 lb/1.5 kg
HEPA Filter with Odor Neutralizing Tablet (1pk)	VMMax V2	93-10385	-	6" x 4" x 4" 152 mm x 102 mm x 102 mm	0.36 lb/0.17 kg







**World Dryer Corp.**  
340 County Line Road  
Bensenville, IL 60106, 800.323.0701



[WORLDDRYER.COM](http://WORLDDRYER.COM)

Form No. 800-010, 4/19