



# Floral

## Floral

24" x 48" x 5/16" | 7 lbs. | 60% Privacy | Espresso or Charcoal

### Subtle spatial definition

The appealing outward spiral of the **Floral** pattern conveys a gentle visual sense of petals emanating from its center.

With a **60% privacy rating**, it is remarkably adaptive to backlighting and wall colors or textures, allowing **Floral** flexibility across a range of space defining applications.

**Uses:** Decorative wall features, wall cladding, planter boxes, bench seats, yard fences, utility & bin enclosures, fence extensions, privacy screens, and more


## DESIGN-VU Decorative Modular Panels

- Durable, solid 100% recycled poly with textured finish
- UV inhibitors prevent color fade
- No sealing or painting required
- Water and termite resistant
- Quick, easy installation
- 15-year Limited Warranty



### Easy to Install

- Install with conventional tools and construction methods
- Simple to drill and cut to size
- Mount to a hardwood stud frame or flat surface
- Attach with exterior decking screws

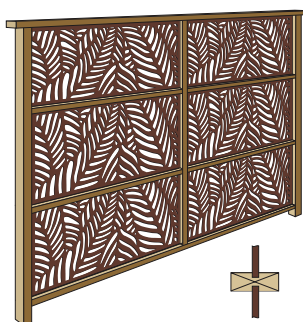


## Panel Installation Options


Installation examples are recommended options. If in doubt, consult a professional.



Face-Mount on Frame  
(Shown in photo above left)



Window-Mount in  
Frame with Channel



Window-Mount in  
Frame with Casing



Face-Mount on Frame  
Installed on Fence or Wall


### Installation Notes:

- DESIGN-VU is not a freestanding structural product. Panels must be mounted on a frame or to an existing flat surface or structure, with fasteners every 12"-18" on all 4 sides.
- Allow 1/4" space between panels for weather-related expansion when attaching to frame and drilling screw holes.
- Find easy installation instructions at [design-vu.com](https://design-vu.com) or by clicking the **Instructions link** on this product page.
- **Install DESIGN-VU Panels according to instructions or the warranty will be void.**

## 24" x 48" Panel Series

- Our most versatile format
- Panels are easily installed using standard woodworking tools and methods
- Typical project size: 12-24 panels
- **24" and 48" standard sizes** are ideal for: Decorative wall features, yard fences, planter boxes, bench seats, utility and bin enclosures, fence extensions, privacy screens

## Pattern Orientation




Some DESIGN-VU patterns have directional characteristics, while others have symmetrical designs. Panels can be installed in any orientation to create unique effects or continuous themes.

### Floral

60% Privacy | 7 lbs.



Espresso



Charcoal

### Tahiti

60% Privacy | 7 lbs.



Espresso




Charcoal

### Fiji

70% Privacy | 7 lbs.



Espresso



Charcoal

### Tropics

75% Privacy | 8 lbs.



Espresso



Charcoal



Better look. Better space.