

Features

- Two-handle centerset faucet for 4-inch centers.
- Two lever handles offer separate control of hot and cold water.
- KOHLER ceramic disc valves exceed industry longevity standards, ensuring durable performance for life.
- Premium KOHLER finishes with ScratchShield® technology withstands even the toughest daily use.
- 1.2 gpm (gallons per minute) maximum flow rate.

Material

- Constructed with premium materials for durability and reliability.

Installation

- Simplified faucet assembly; mounting hardware requires no special tools.

Water Conservation & Rebates

- WaterSense®-labeled 1.2-gpm faucets use at least 45 percent less water than standard 2.2-gpm faucets while still meeting strict performance guidelines.
- This product can help a building earn Water Efficiency points in the LEED® Green Building Rating System.



ADA **CSA B651** **OBC**

Codes/Standards



ASME A112.18.1/CSA B125.1
NSF/ANSI 61
NSF/ANSI 372
All applicable US Federal and State material regulations
DOE - Energy Policy Act 1992
EPA WaterSense®
California Energy Commission (CEC)
ADA
ICC/ANSI A117.1
CSA B651
OBC

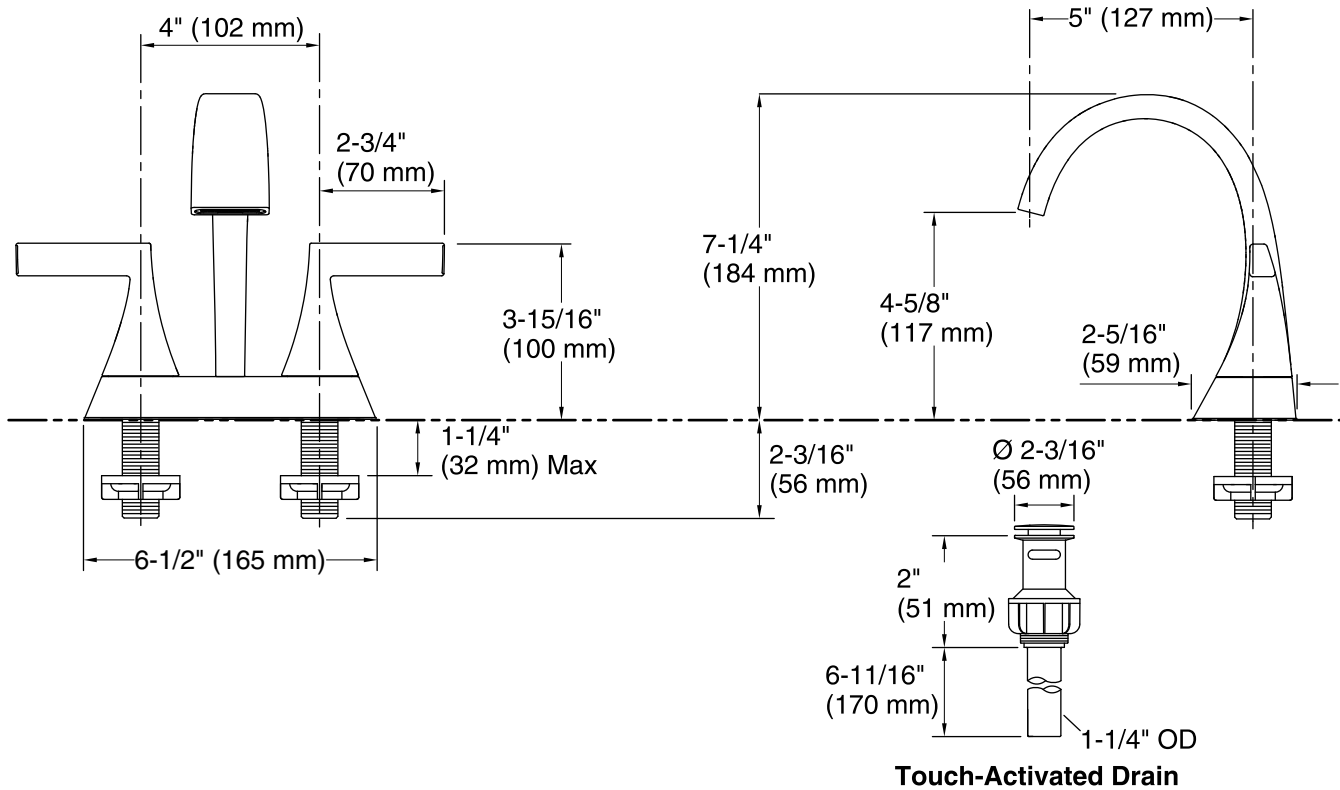
See website for detailed warranty information.

Available Color/Finishes

Color tiles intended for reference only.

Color	Code	Description
-------	------	-------------

	CP	Polished Chrome
	BN	Vibrant® Brushed Nickel



Technical Information

All product dimensions are nominal.

Faucet:

Flow rate:	1.2 gal/min (4.5 l/min)
Pressure:	60 psi (4.1 bar)
Valve body:	Plastic
Drain included:	YES
Drain with overflow:	YES

Spout:

Spout reach:	5" (126 mm)
Handle clearance:	2-13/16" (71 mm)

Notes

Install this product according to the installation instructions.

ADA, OBC, CSA B651 compliant when installed to the specific requirements of these regulations.