

VEVOR[®]

TOUGH TOOLS, HALF PRICE

Technical Support and E-Warranty Certificate

www.vevor.com/support

BOOK CARTS

MODEL: HXTC-V

We continue to be committed to provide you tools with competitive price.


"Save Half", "Half Price" or any other similar expressions used by us only represents an estimate of savings you might benefit from buying certain tools with us compared to the major top brands and does not necessarily mean to cover all categories of tools offered by us. You are kindly reminded to verify carefully when you are placing an order with us if you are actually saving half in comparison with the top major brands.

VEVOR®

TOUGH TOOLS, HALF PRICE

BOOK CARTS

MODEL: HXTC-V



NEED HELP? CONTACT US!

Have product questions? Need technical support? Please feel free to contact us:

Technical Support and E-Warranty Certificate
www.vevor.com/support

This is the original instruction, please read all manual instructions carefully before operating. VEVOR reserves a clear interpretation of our user manual. The appearance of the product shall be subject to the product you received. Please forgive us that we won't inform you again if there are any technology or software updates on our product.

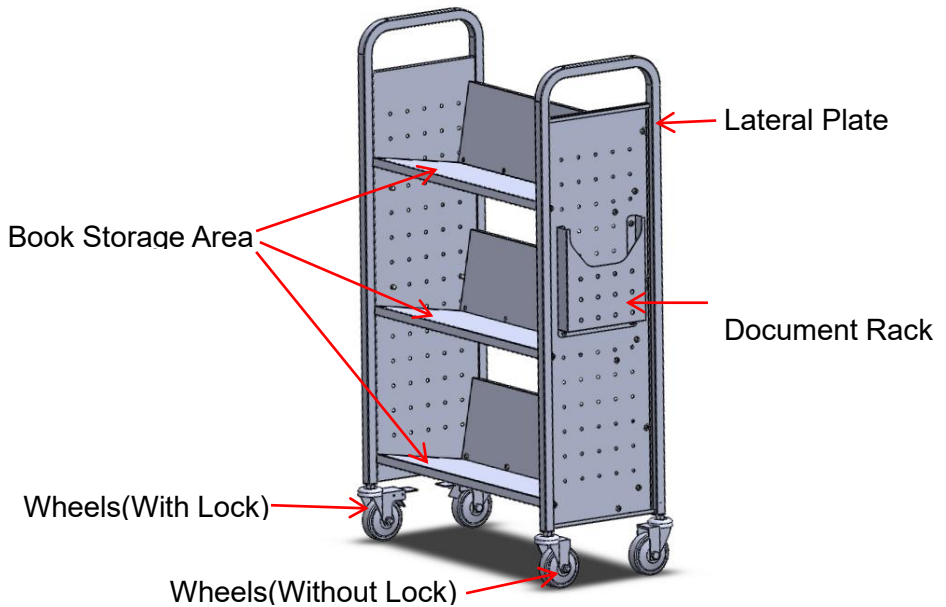
SAFETY INSTRUCTIONS

1. It is forbidden to carry people under any condition.
2. Keep the product on level surfaces. It is forbidden to load articles on uneven and hilly terrains. The product may become unstable and tip if stored or moved on an unlevel surface, which may cause personal injury or product damage.
3. Overload is strictly prohibited.
4. Don't move too fast when passing pothole areas.
5. Use the brakes when this product is not being moved. This prevents the product from rolling.
6. Do not alter this product in any manner.
7. Do not lift the product directly with a forklift or tow with any mechanical devices.

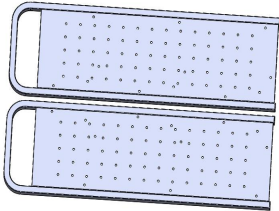
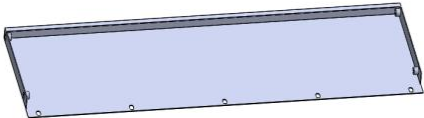
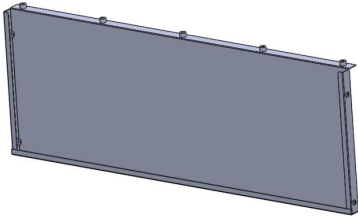
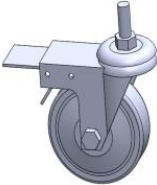
MODEL AND PARAMETERS

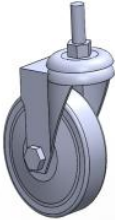








Model	HXTC-V
Shelve Type	V-shaped(Single-sided)
Number of Shelves	3
Max. Capacity	110lbs/per shelf
Material	Steel
Color	Black / White / Beige

STRUCTURE DIAGRAM



PARTS LIST

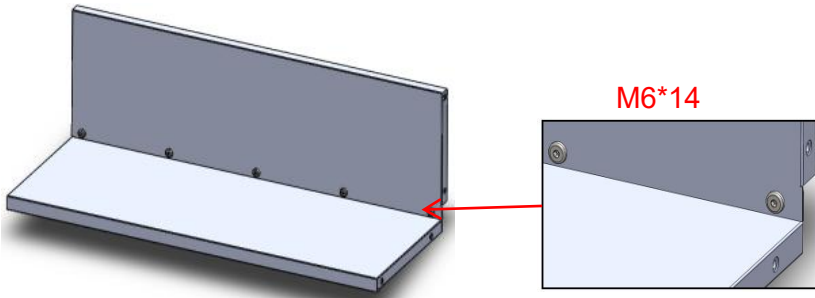
	
<p>Lateral Plates x2 (Two pieces are symmetrical.)</p>	<p>Bookshelf Backboards x3</p>
	
<p>Book Storage Panels x3</p>	<p>Wheels(With Lock) x2</p>

	
Wheels(Without Lock) x2	Document Rack x1
	
Bookends x2	Hex key x1
	
Bolts(M6*8) x5 (Only four are needed ,one more)	Hat nuts(M6) x5 (Only four are needed ,one more)
	
Bolts(M6*14) x41 (Only thirty-nine are needed ,two more)	Wrenchs(10+19mm) x2
	
User Manual x1	

INSTALLATION

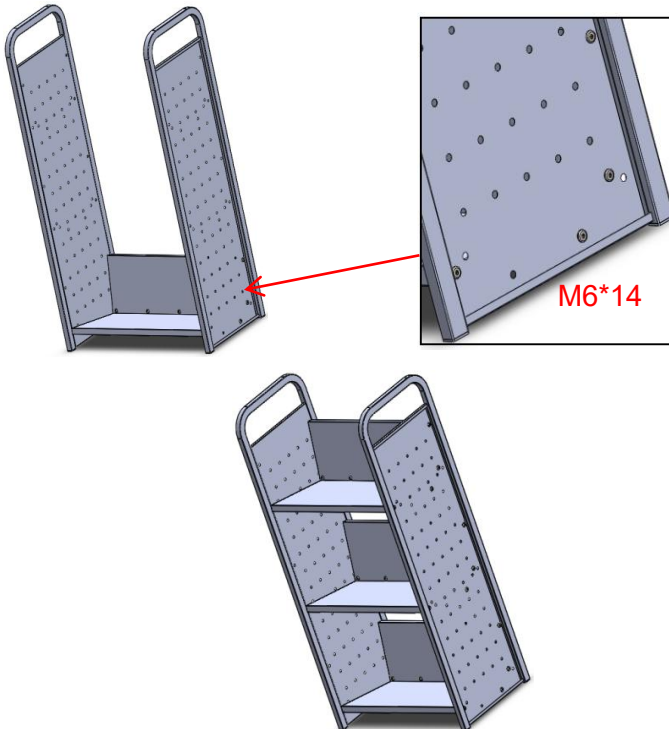
NOTE: This installation is best done by two people.

Step 1: Install the Book Storage Panel and Bookshelf Backboards.
(Three kits in total.)

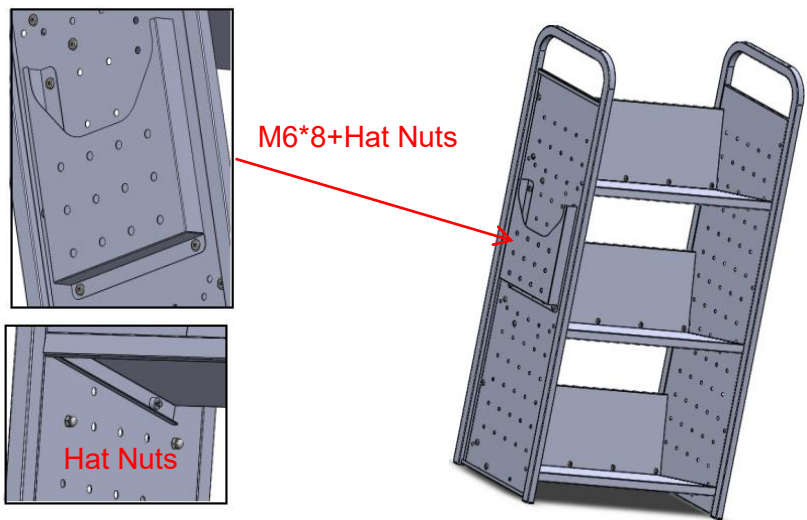


NOTE: Please do not tighten the bolts above yet.

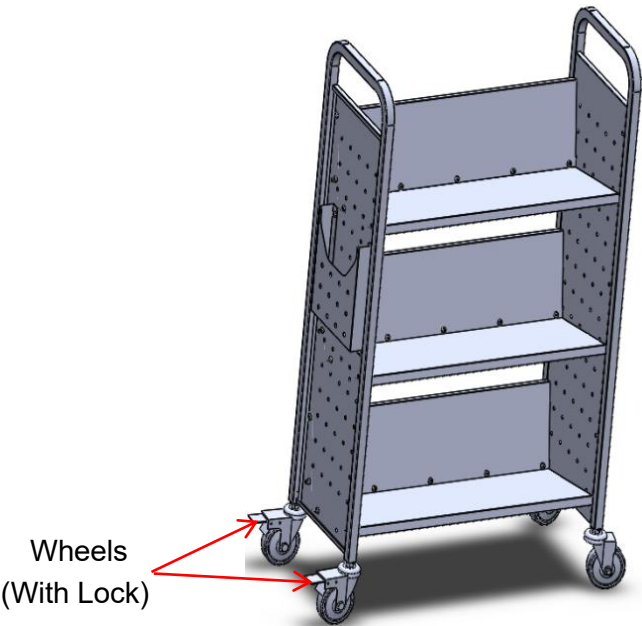
Step 2: Install the kits with the lateral plates. After all parts are installed, adjust the angle of the frame and tighten all bolts.



Step 3: Install the Document Rack.

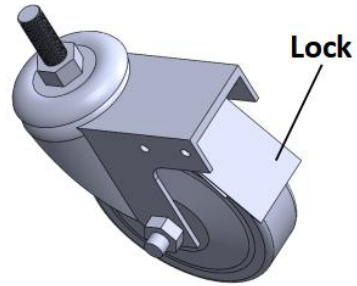
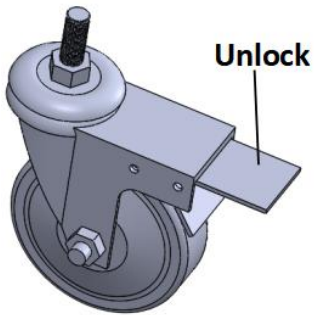


Step 4: Install the four wheels.



USING THE CASTER BRAKE

- To lock the swivel casters with brake, step down the levers.
- To unlock the swivel casters with brake, pull up the levers.



MAINTENANCE

1. Clean the surface after each use .
Please check and confirm that the cart is intact before each use.
2. Check that the bolts are tight.
3. Wheel bearings are regularly lubricated with grease.

Address: Baoshanqu Shuangchenglu 803long 11hao 1602A-1609shi
Shanghai

Imported to AUS: SIHAO PTY LTD, 1 ROKEVA STREETEASTWOOD
NSW 2122 Australia

Imported to USA: Sanven Technology Ltd, Suite 250, 9166 Anaheim
Place, Rancho Cucamonga, CA 91730

EC	REP
-----------	------------

SHUNSHUN GmbH
Römeräcker 9 Z2021, 76351
Linkenheim-Hochstetten, Germany

UK	REP
-----------	------------

Pooledas Group Ltd
Unit 5 Albert Edward House, The
Pavilions Preston, United Kingdom

Made In China

VEVOR[®]

TOUGH TOOLS, HALF PRICE

Technical Support and E-Warranty Certificate

www.vevor.com/support