

PERFORMANCE PLATINUM™



The new degree of comfort®

PERFORMANCE PLATINUM™ ProTerra Hybrid Electric with LeakGuard™ is the most efficient water heater available

Efficiency

- Up to 4.07 UEF reduces operating cost
- ENERGY STAR® rated

Performance

- Delivers hot water faster than most standard electric water heaters
- Ambient operating range: 37-145° F is widest in class, offering more days of HP operation annually; designed to meet Northern Climate Spec (Tier 4)

Easy Installation

- Easy access side connections
- Quick access to electrical junction box
- Easily replaces a standard electric water heater

Integration

- LED Screen with built-in water sensor alert with audible alarm
- Integrated EcoNet® WiFi-connected¹ technology (2.4 GHz only) and free mobile app gives users control over water systems, allowing for customizable temperature, vacation settings, energy savings and system monitoring at home or away. Visit Rheem.com/hybridsolutions
- Integrated leak detection and prevention system with factory installed auto water shut-off valve limits leaks to no more than 20 ounces of water²
- LeakSense™ Built-in Leak Detection System detects any leak large or small, internal or external³
- Demand Response Ready – CTA-2045 Port easily connects to utility programs

Operation Modes

- Energy Saver
- Heat Pump
- High Demand
- Electric
- Vacation/Away: 2-28 days (or placed on hold indefinitely)

Plus...

- Premium grade anode rod with resistor extends the life of the tank
- 3/4" NPT water inlet and outlet; 3/4" condensate drain connections
- Incoloy stainless steel resistor elements
- Dry-fire protection
- Easy access, top mounted washable air filter
- 2" Non-CFC foam insulation
- Enhanced flow brass drain valve
- Temperature and pressure relief valve installed
- Design certified to NSF/ANSI 372 (Lead Content)

Warranty

- 10-Year limited tank and parts warranty
See Residential Warranty Certificate for complete information

Units meet or exceed ANSI requirements and have been tested according to D.O.E. procedures. Units meet or exceed the energy efficiency requirements of NAECA, ASHRAE standard 90, ICC Code and all state energy efficiency performance criteria.



30 Amps

PERFORMANCE PLATINUM Hybrid

40, 50, 65 and 80-Gallon Capacities
208-240 Volt / 1 PH Electric



LEED Points = 3

See specifications chart on back.

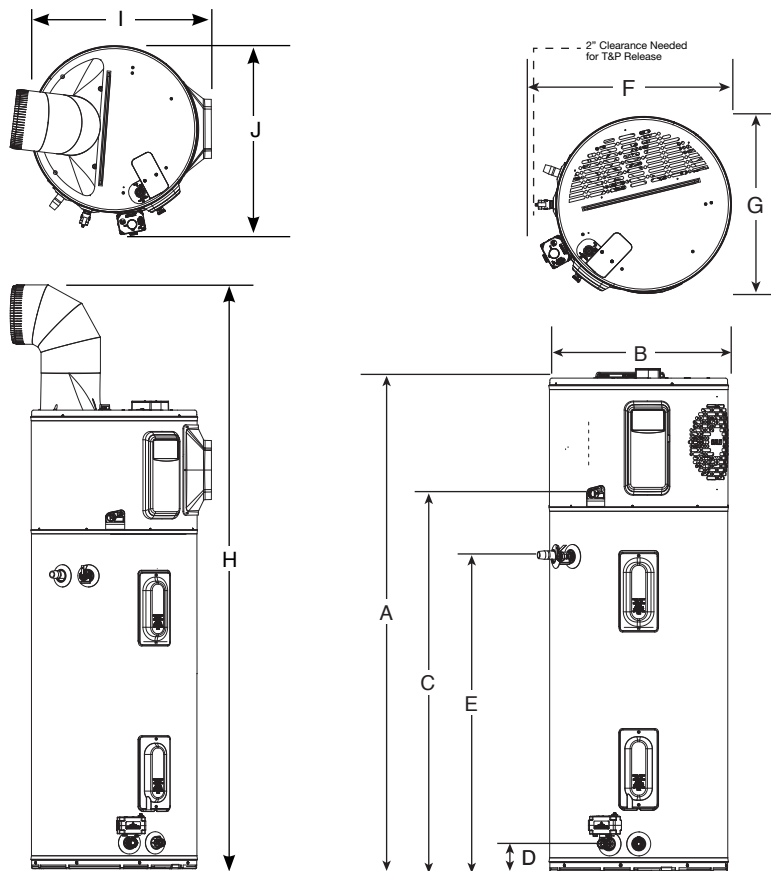
¹WiFi broadband internet connection required. ²Source: Rheem Leak-Sensing Data; testing under a vacuum lock using 50-gallon tank, no expansion tank, average tank pressure of 40 psi, assuming no additional faucets are opened. ³Water leaks from the heater only, as tested across scenarios including a minimum of 5.5mL/hr volume leak rate, using most common installation scenarios.



The new degree of comfort.™

PERFORMANCE PLATINUM™ Hybrid Specifications

Fuel Type	Desc.	Nominal Gallon Cap.	Rated Gallon Cap.	Model Number	Electric Breaker Size	Uniform Energy Factor (UEF)	Estimated Yearly Energy Cost	Element Wattage	Compressor Btu/H	First Hr. Rating G.P.H.	Recovery in G.P.H. 90° F Rise	Tank Height A	Diam. B	Ht. to Cold Inlet & Drain Valve	Ht. to Hot Outlet & T&P	Unit Wt. (LBS.)	Approx. Ship Wt. (LBS.)	
30 AMPS – SHUT OFF																		
Electric	Tall	40	36	XE40T10HS45U0	30	3.83	\$119	4,500	4200	60	26	63"	20-1/4"	3-5/8"	39-5/8"	157	174	
Electric	Tall	50	45	XE50T10HS45U0	30	3.88	\$117	4,500	4200	67	27	62"	22-1/4"	3-5/8"	39-5/8"	178	218	
Electric	Tall	65	59	XE65T10HS45U0	30	4.05	\$171	4,500	4200	75	27	65"	24-1/4"	3-7/8"	42-3/8"	225	262	
Electric	Tall	80	72	XE80T10HS45U0	30	4.07	\$171	4,500	4200	87	27	75"	24-1/4"	3-7/8"	42-3/8"	244	281	

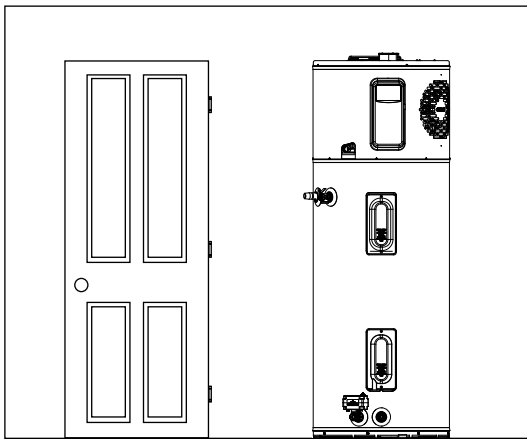


DESCRIPTION		DIMENSIONS (SHOWN IN INCHES)									
NOMINAL GALLON CAPACITY	MODEL NUMBER	A	B	C	D	E	F	G	H	I	J
40	XE40T10HS45U0	62-5/16	20-1/4	47	3-5/8	39-5/8	23-3/8	20-1/2	78-7/8	22-3/8	23-1/4
50	XE50T10HS45U0	61-3/4	22-1/4	47	3-5/8	39-5/8	25-3/8	22-1/2	78-5/8	24-3/8	25-9/16
65	XE65T10HS45U0	64-3/16	24-1/4	49	3-7/8	42-3/8	27-1/2	24-5/8	81-1/8	26-1/2	27-3/8
80	XE80T10HS45U0	74-3/16	24-1/4	59	3-7/8	42-3/8	27-1/2	24-5/8	91	26-1/2	27-3/8

Hybrid Water Heater Installation Guidelines to Provide Optimal Efficiency

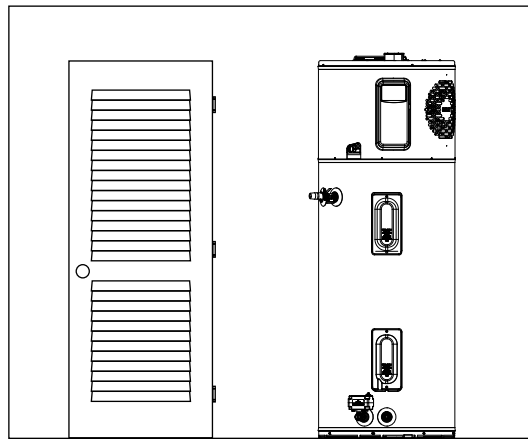
Heater: Not Ducted

Room size: Larger than 700 ft³ (e.g. 7' x 10' x 10').
 Requirements: No additional ventilation needed.



Heater: Not Ducted

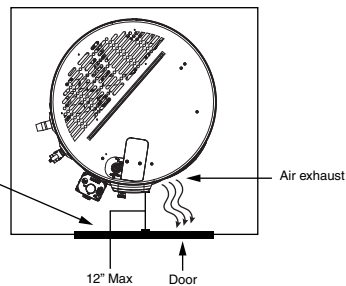
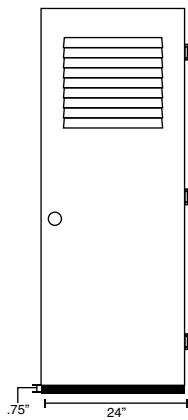
Room size: Smaller than 700 ft³ (e.g. 7' x 10' x 10').
 Requirements: Full louvered door OR two louvers top and bottom. See below.



Heater: Not ducted

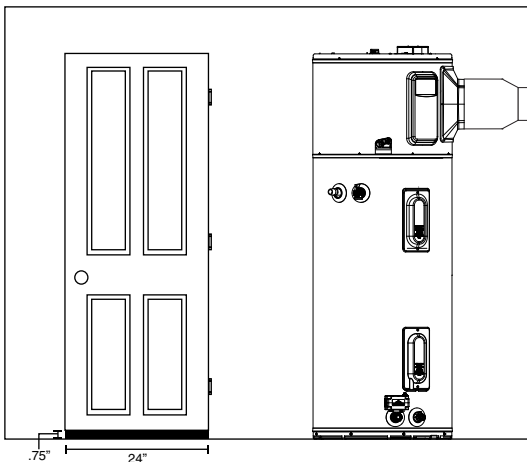
Room: Small Closet

Requirements: * Air gap under door equal to 18 in² (0.75" clearance).
 * Louver must be located the same height on door as the air exhaust on heater.
 * Heater air exhaust must be positioned towards louver within one foot of door.



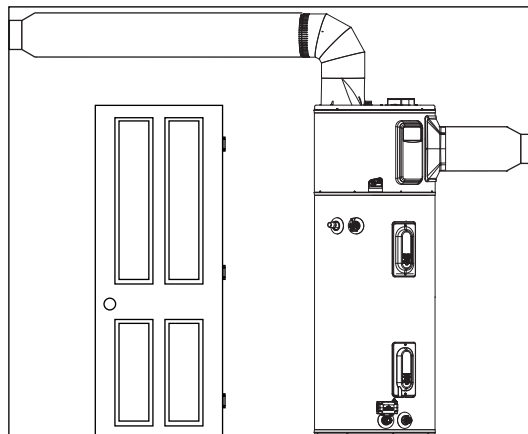
Heater: Ducted with inlet OR outlet duct

Room size: Any size room
 Requirements: Air gap under door equal to 18 in² (0.75" clearance)



Heater: Ducted with inlet AND outlet duct

Room size: Any size room
 Requirements: No additional ventilation needed.

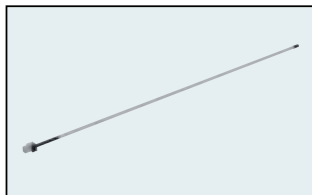




The new degree of comfort.

Hybrid Accessories List

PART NUMBER	DESCRIPTION	USE FOR
AP19134	Leak Sensor	Automatic detection of internal and external leaks
AP20180	Shutoff Valve	Automatic shut off of water supply to unit
SP21105	Inlet Duct Adapter Kit	Allows for ducting to be connected on the top inlet
SP17829	Outlet Duct Adapter Kit	Allows for ducting to be connected to the unit
SP20882	Earthquake Isolation Kit	Installations in seismic regions
SP20883	Vibration Isolation Kit	Installation on non-concrete floors
SP20884	8" Diameter UL Certified Termination Kit	Termination to the outside or to the attic with 8" diameter
SP20885	7" Diameter UL Certified Termination Kit	Termination to the outside or to the attic with 7" diameter
SP20886	6" Diameter UL Certified Termination Kit	Termination to the outside or to the attic with 6" diameter
SP20887	5" Diameter UL Certified Termination Kit	Termination to the outside or to the attic with 5" diameter
SP20888	8" Rheem Approved Damper Kit	Exhaust only to the outside ducting configuration (no inlet duct)
SP20889	25' Flexible 8" Diameter Duct Kit	For up to 25' of ducting
SP20890	Rigid Elbow Duct Kit	Installation in tight places where space needs to be minimized



Leak Sensor



Shutoff Valve



Inlet Duct Adapter Kit




Outlet Duct Adapter Kit



Earthquake Isolation Kit



Vibration Isolation Kit



8" Diameter UL Certified Termination Kit



7" Diameter UL Certified Termination Kit



6" Diameter UL Certified Termination Kit



5" Diameter UL Certified Termination Kit



8" Rheem Approved Damper Kit



25' Flexible 8" Diameter Duct Kit



Rigid Elbow Duct Kit

In keeping with its policy of continuous progress and product improvement, Rheem reserves the right to make changes without notice.