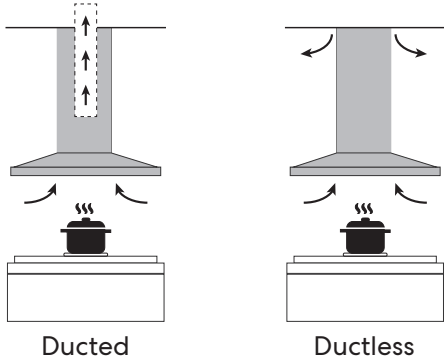


How to Choose a COSMO Range Hood


1. Identify if a Range Hood is Ducted or Ductless

- Ducted range hoods requires ducts to vent outside through a wall or roof.
- Ductless range hoods circulate air back to the kitchen. Requires a charcoal filter kit.



3. Measure the Width and Know the Vent Size

- Range hoods are constructed in 24", 30", 36" and 48" widths.
- **Note:** Range hoods will be slightly smaller than listed common size to fit into the space.
- Vents are placed on either the top or the rear depending on the range hood.
- Vents come in 4"-8" sizes, either round or rectangular depending on the range hood.




2. Pick From the Different Range Hood Types

- **Under Cabinet** - Mounted directly underneath a wall cabinet. Ductwork is hidden away.



- **Insert** - Fits into a custom cabinet enclosure. Measure both the enclosure and the range hood to ensure a fit.



- **Wall Mount** - Mounted to a wall without a kitchen cabinet above them. Comes with a chimney on top.



- **Island Mount** - Mounts to the ceiling without anything around it. Comes with a four-sided enclosure.



4. Measure the Kitchen Space Before Installing

