

Measurement Guide

for Andersen® LuminAire® Retractable Insect Screen Double Door with SlideAway® Insect Screen System designed for 68" to 72" wide openings

VERIFY MOUNTING SURFACE REQUIREMENTS AND MEASURE DOOR OPENING

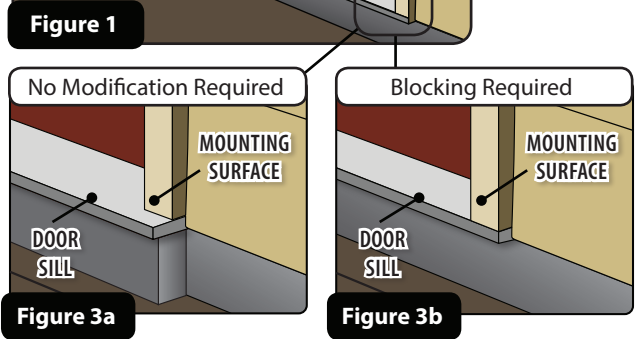
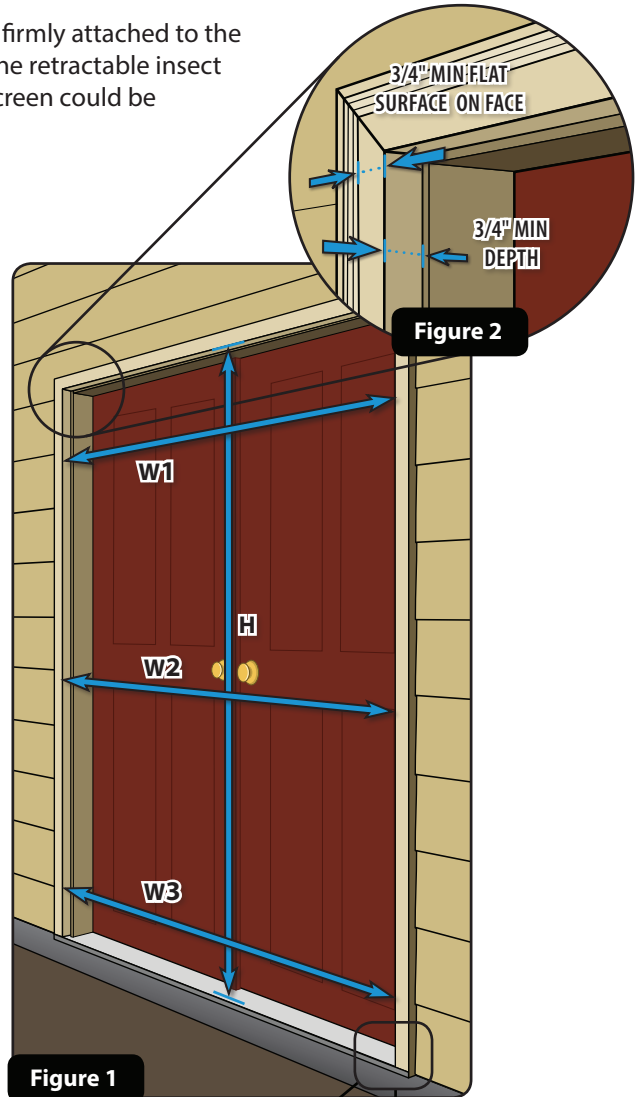
Verify that the exterior brickmould, trim board or casing (exterior trim) is firmly attached to the opening structure and is a material that is suitable to sufficiently fasten the retractable insect screen to the door opening. The performance of the retractable insect screen could be effected over time if it is not sufficiently fastened to the opening.

To install the retractable insect screen door, you must verify that the opening width, height and mounting surface are suitable size to properly install into the opening.

1. Measure the width at the top (W1), middle (W2), and bottom (W3) of the opening (see Figure 1). Measure from the inside of the exterior trim. Utilizing the narrowest width, reference chart below.
2. Measure the height at the center of the opening, from the bottom of the exterior trim at the top of opening down to the sill at the bottom of opening. Reference chart for height compliance.

Configuration Widths (Adjustable Widths)	Opening Widths (Configuration Ranges)	Opening Heights
72 Configuration	70" – 72"	80" (80" – 80 7/8")
68 Configuration	68" – 69 15/16"	Also Available in
Requires Cutting	Less than 68"	78" (78"–78 7/8") or 84" (84"– 84 7/8")

3. Make sure that the exterior trim meets the mounting surface requirements to accommodate the retractable insect screen assembly (see Figure 2). The assembly needs 3/4" flat surface on exterior trim face and 3/4" minimum depth of mounting surface.

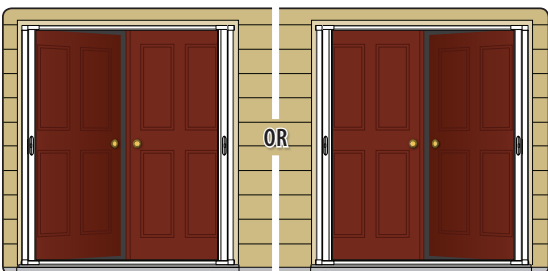


CAUTION

If the **Door Sill** doesn't extend past the **Mounting Surface** or doesn't have sufficient support, product damage, injury or both may occur.

- If the **Door Sill** extends past your exterior **Mounting Surface** and is supported, no modification is required (see Figure 3a).
- If the **Door Sill** is extended without support or not extended (see Figure 3b), you will need to add support blocking. See **Installation Guide** for details.

UNIVERSAL HANDING



LuminAire is designed to work for left and right handed door openings simply by rotating the unit to the correct operating orientation.



Emco Enterprises, Inc., is a wholly owned subsidiary of Andersen Corporation. Emco Enterprises, Inc. manufactures and supports the limited warranties for Andersen® and EMCO® doors. "Andersen", "EMCO" and all other marks where denoted are trademarks of Andersen Corporation. ©2019 Andersen Corporation. All rights reserved.