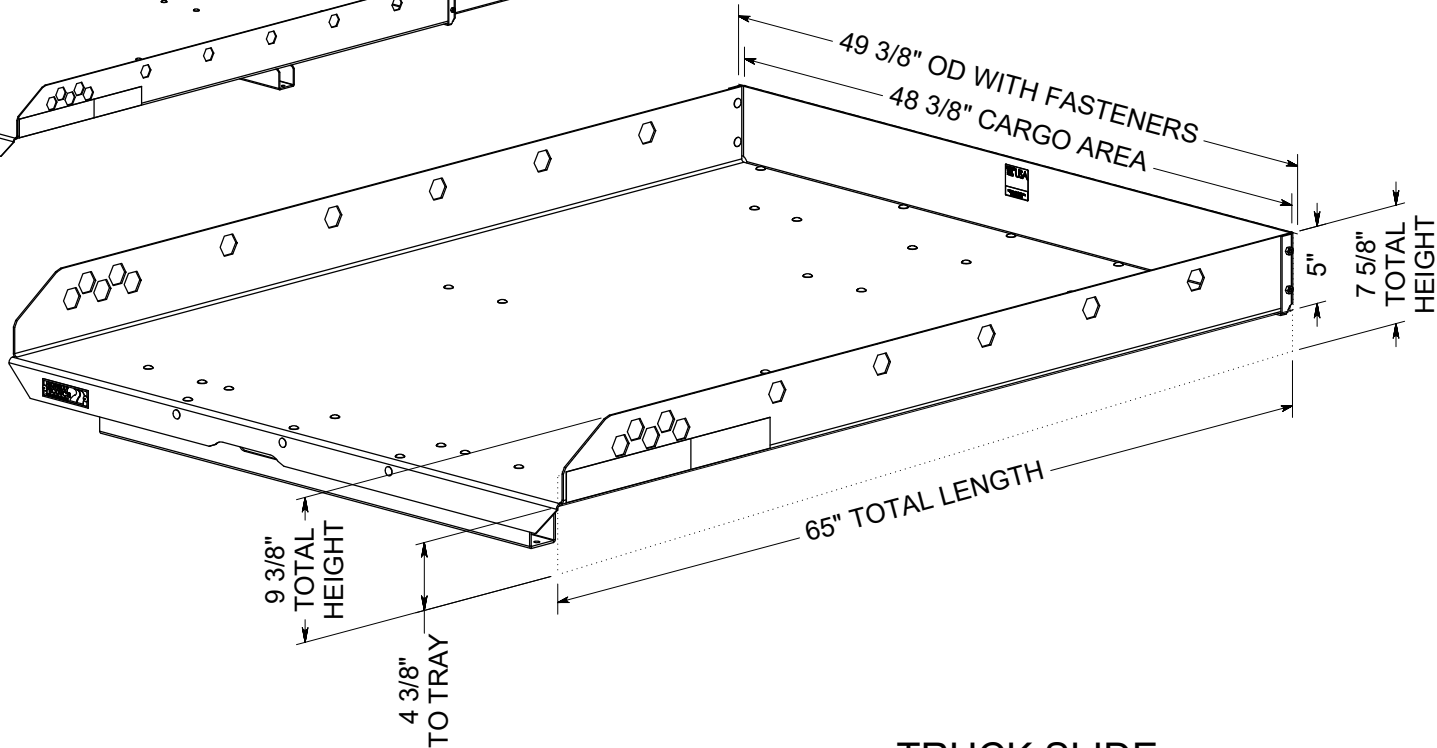
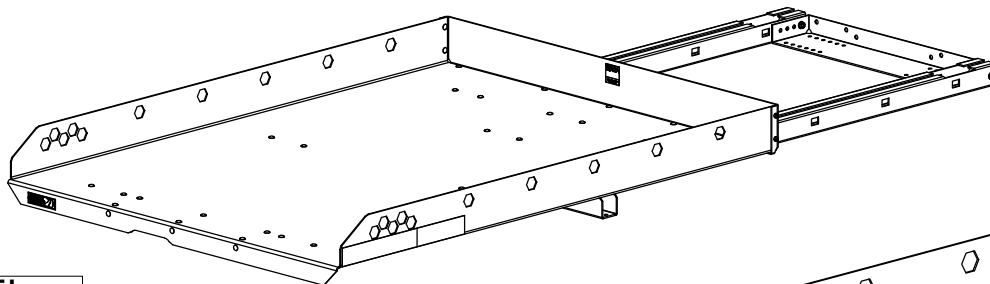
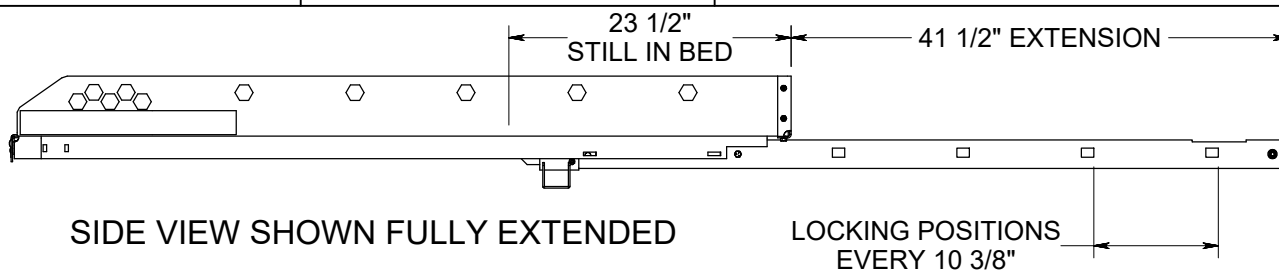


REVISIONS		
REV.	DESCRIPTION	DATE
AC	Removed welding operation	2/8/06
AD	Added 2" to tray and changed BA to .190	8/16/06
AE	Changed to .875 Bearing	8/21/07
AF	Changed to 1.0325 slot, changed tray sides, added rear rubber stops	7/26/12
AG	Moved front guide bearing hole back 2"	7/22/13
AH	Moved .265"X.500" slot in Tray Stiffener to 1.125" from 1.0625" and removed Mid Mounts and associated holes due to length being under 72"	10/7/13
AI	Update to handle under tray	1/10/17



PC LX FI

**CUSTOMER:**

APPROVAL SIGNATURE

YOUR PRODUCTION LEAD TIME WILL BEGIN AS SOON AS WE RECEIVE YOUR SIGNATURE APPROVAL ON THE PRINTS WITHOUT ANY REQUESTS FOR CHANGES. THANK YOU.

**CUSTOMER SPECIAL INSTRUCTIONS:**

MATERIAL: <b>AL &amp; 10ga GALV</b>		PROJECT #: <b>491</b>
FINISH: <b>SMOOTH</b>		DRAWN BY: Spencer Adams
REVISION: <b>AI</b>	APVL BY: EBF	ENG DATE: 02/16/2018
Ov1	SALE BY:	
<b>TOLERANCES:</b> ANGULAR $\pm 2^\circ$ FRACTIONAL $\pm 3/16''$ TWO PLACE DECIMAL $\pm .125$ THREE PLACE DECIMAL $\pm .0625$		

**TRUCK SLIDE  
OVERALL DIMENSIONS  
49 3/8" x 9 3/8" x 65"**

**SPECIAL INSTRUCTIONS:**

HIGHWAY PRODUCTS  
1-800-TOOL BOX  
FAX 1-800-465-9545  
800TOOLBOX.COM

