

Wall Tile Installation Ideas

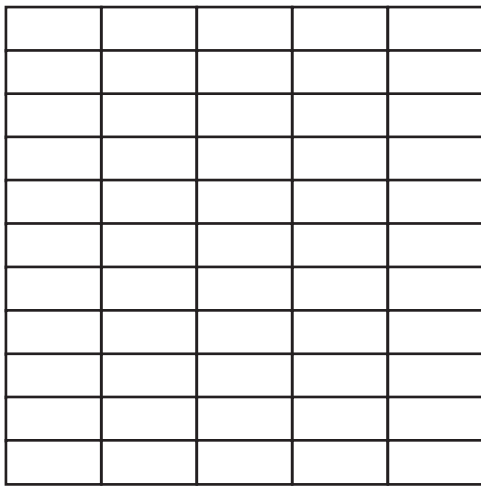
3 in. x 6 in.

4 in. x 8 in.




Photo features Developed by Nature™ Calacatta 3 in. x 6 in.


We recommend purchasing 10 percent overage for cuts and patterns.




Grid



50% Offset



33% Offset



Crosshatch

Wall Tile Installation Ideas

4 in. x 4 in.


6 in. x 6 in.

12 in. x 12 in.

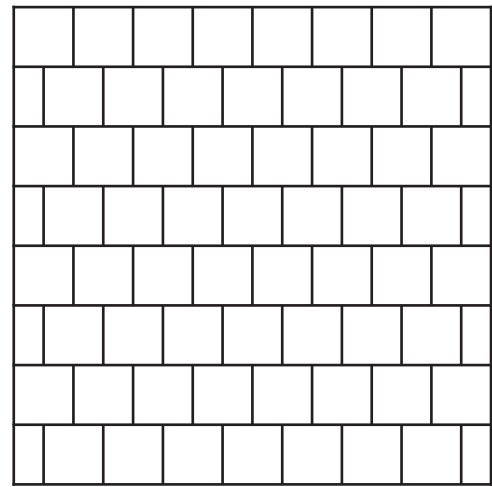


Photo features LuxeCraft™ White 6 in. x 6 in.


We recommend purchasing 10 percent overage for cuts and patterns.



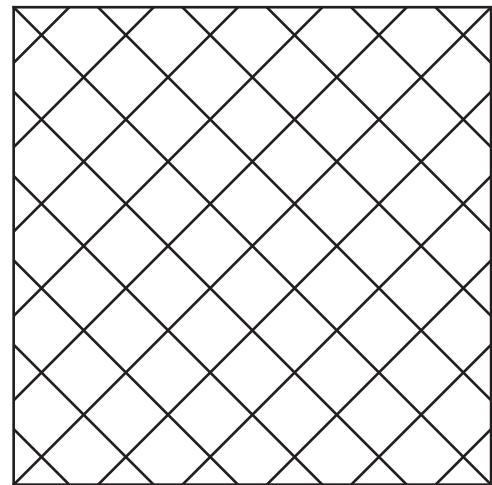
Grid



50% Offset



33% Offset



Diamond

Wall Tile Installation Ideas

3 in. x 12 in.

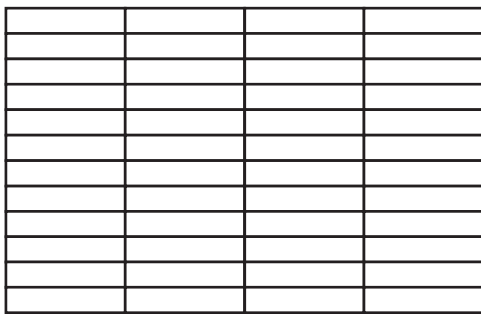
4 in. x 16 in.

8 in. x 24 in.

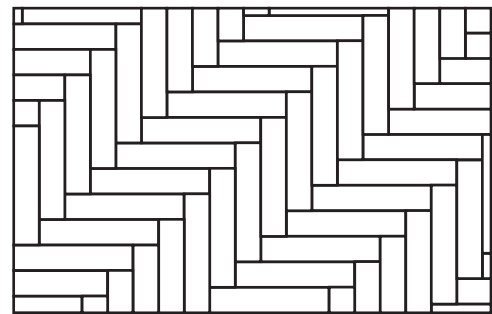


Photo features LuxeCraft™ Blue 3 in. x 12 in.


We recommend purchasing 10 percent overage for cuts and patterns.




Grid




Herringbone




33% Offset



1/5 Offset



50% Offset



50% Offset not recommended
for tiles larger than 15 inches

Wall Tile Installation Ideas


9 in. x 12 in.

10 in. x 14 in.

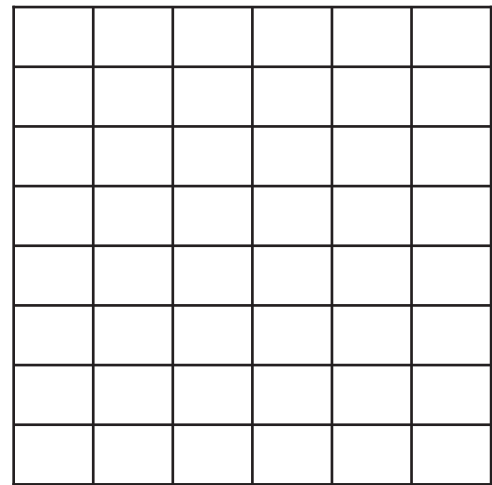


Photo features LuxeCraft™ Feather 10 in. x 14 in. wall tile and 2 in. x 2 in. mosaic.


We recommend purchasing 10 percent overage for cuts and patterns.



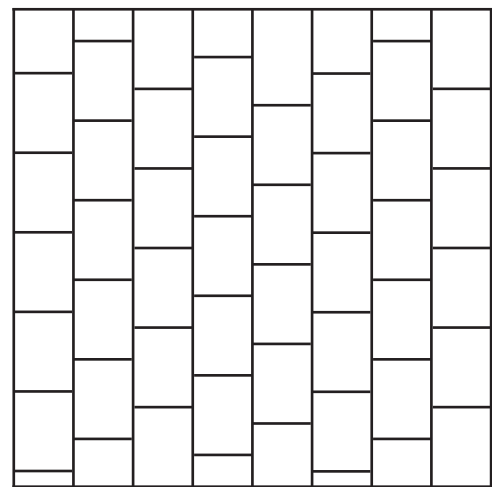
33% Offset



Grid



50% Offset



Vertical