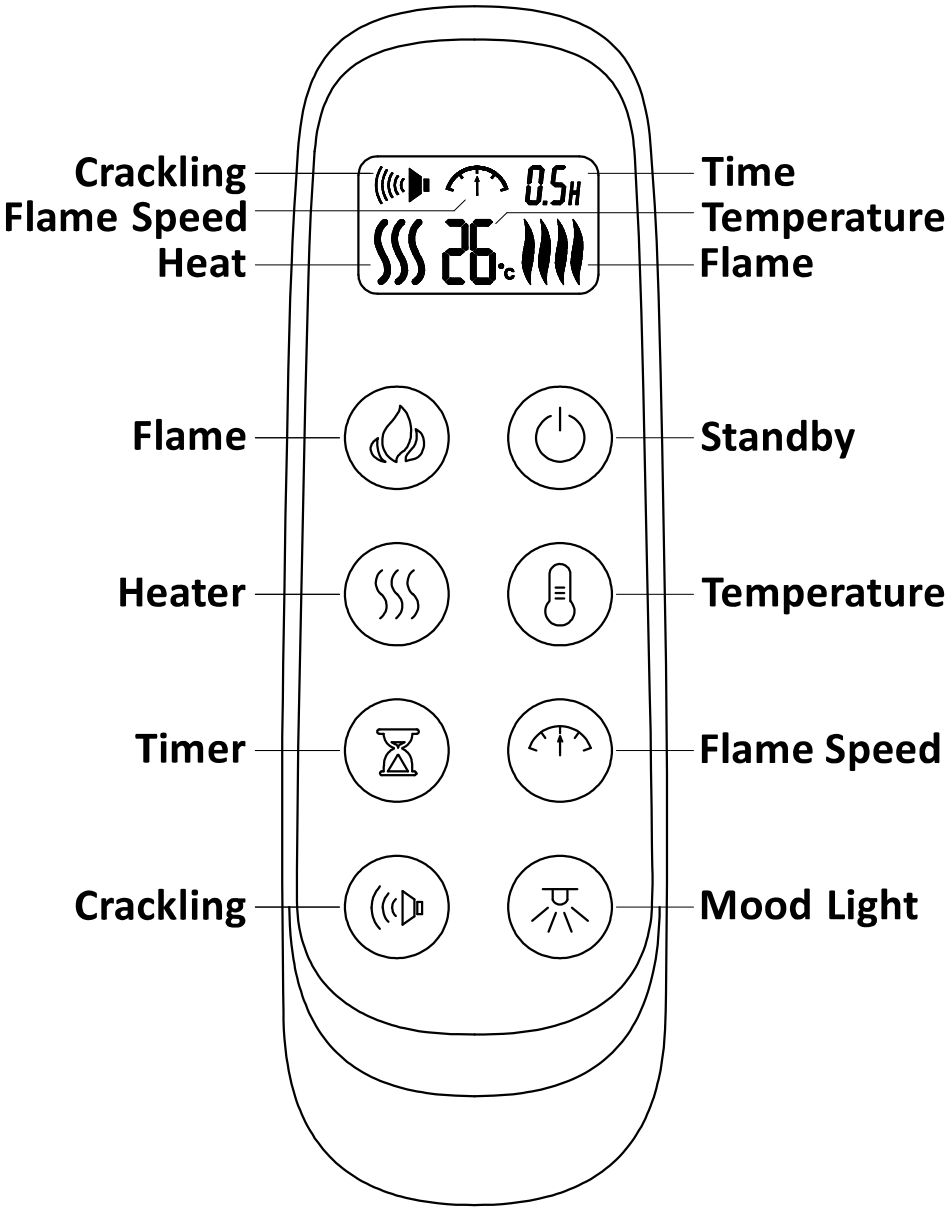

Note: Aim the remote control at the remote receiver.

BUTTON	TITLE	FUNCTION
	Standby	Press to turn the fireplace on and enter standby mode or turn off all the functions at once.
	Flame	Press to cycle through 4 flame effects and off.

	Temperature	Press to set the room temperature from 60 °F - 84 °F (16 °C - 28 °C) and off. Hold for 3 seconds to change the unit between °C and °F.
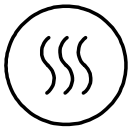	Heater	Press to cycle through Low – High – off.
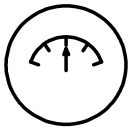	Flame Speed	Press to cycle through 5 flame speeds.
	Timer	Press to set the timer from 0.5H to 9.0H and off.
	Crackling	Press to cycle through 5 cracking and off.
	Mood Light	Press to cycle through 9 mood light effects and off .

NOTICE:

- Press the 'FLAME' button on the unit for 3s at least to cancel the beeps.
- The heater can be turned on without the flames. The red LED indicators will turn on for 10s (one for low heating and two for high heating), and the 3rd mood light at 5% brightness will keep on.
- The blower will turn on 10s before the heater is on and turn off 10s after the heater is off.