

Diva (150W), Toggler (150W), Skylark (150W), Skylark Contour (150W)

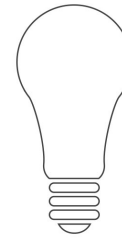
This list only shows bulbs currently available on the market. For a list of all compatible bulbs visit lutron.com/ledfinder.




Philips-A19
Model # 477638
60W Equivalent/ 8.50W



Philips-A19
Model # 477612
40W Equivalent/ 6.00W



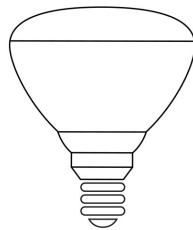
Philips-A19
Model # 323582692102;
9290011840
60W Equivalent/ 9.50W
(2700K)




Philips-PAR20
Model # 9290013171
50W Equivalent/ 7.00W
Daylight




Philips-A19
Model # 9290018162
40W Equivalent/ 8.50W
(2200K)



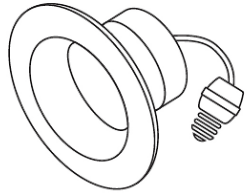
Philips-BR30
Model # 473843
11.00W
(2700K)



Ecosmart-R20
Model # 1003025702
50W Equivalent/ 8.00W



Ecosmart-R20
Model # 1003025802
50W Equivalent/ 8.00W




EcoSmart-Downlight
Model # NB01aA10FR1-279
60W Equivalent/ 10.00W
(2700K)




Philips-A19
Model # 479576
60W Equivalent/ 9.50W
Soft White



Cree-A19
Model # SA19-08127MDFD-
12DE26-1
9.35W




Philips-A19
Model # 479550
40W Equivalent/ 5.50W




Philips-G25
Model # 469767
60W Equivalent/ 6.00W
(2700K)



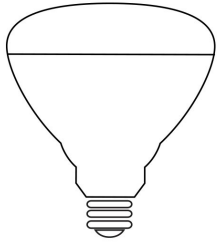
Philips-A19
Model # 469734
60W Equivalent/ 8.50W




Cree-PAR38
Model #
TPAR38-1503025FH25-12DE26-1
19.00W
(3000K)



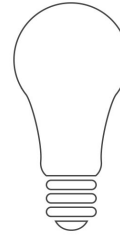
Cree-PAR38
Model #
TPAR38-1503040FH25-12DE26-1
19.00W
(3000K)



Cree-PAR38
Model #
TPAR38-1803040FH25-12DE2
19.00W
(3000K)



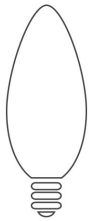
Philips-G25
Model # 469759
40W Equivalent/ 5.00W
Soft



Ecosmart-A19
Model # A7A19A40WESD02
40W Equivalent/ 5.30W
(2700K)



Philips-Candle
Model # 477802
25W Equivalent/ 2.50W
Soft White




Philips-Candle
Model # 477810
25W Equivalent/ 2.50W




Philips-Candle
Model # 477836
40W Equivalent/ 4.50W



Ecosmart-A19
Model # A7A19A100WESD04
100W Equivalent/ 15.50W



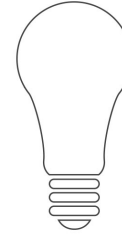
Ecosmart-A19
Model # A7A19A100WESD05
100W Equivalent/ 15.50W




Ecosmart-A19
Model # A7A19A100WESD06
100W Equivalent/ 15.50W



Cree-A19
Model #
TA19-11027MDFH25-12DE26-1
75W Equivalent/ 12.00W
2700K



Cree-A19
Model #
TA19-11050MDFH25-12DE26-1
75W Equivalent/ 12.00W



Cree-A19
Model #
TA19-08027MDFH25-12DE26-1
10.00W
(2700K)



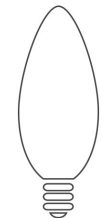
Cree-A19
Model #
TA19-08050MDFH25-12DE26-1
60W Equivalent/ 10.00W




Philips-A19
Model # 475715
40W Equivalent/ 6.00W



Philips-A19
Model # 479568
40W Equivalent/ 5.50W
(5000K)



Philips-PAR30L
Model # 471318
75W Equivalent/ 10.00W



Philips-G16.5
Model # 477877
25W Equivalent/ 2.70W



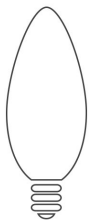
Philips-Candle
Model # 470542
40W Equivalent/ 4.00W
(2000K)



Philips-Candle
Model # 477828
40W Equivalent/ 4.00W



Philips-Candle
Model # 477844
40W Equivalent/ 4.00W



Philips-Candle
Model # 477851
40W Equivalent/ 4.00W



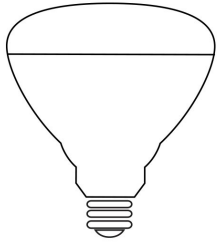
Philips-A15
Model # 477927
40W Equivalent/ 4.00W



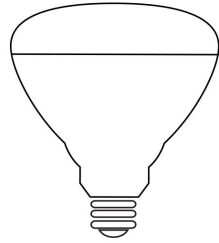
Philips-A15
Model # 477935
40W Equivalent/ 4.00W
Soft White



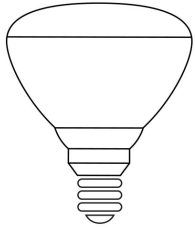
Philips-A15
Model # 477943
40W Equivalent/ 4.00W




Philips-PAR38
Model # 468017
90W Equivalent/ 13.50W
(3000K)




Philips-PAR38
Model # 468025
90W Equivalent/ 13.50W
Daylight




GE-BR30
Model # 46301
65W Equivalent/ 8.50W
(2700K)



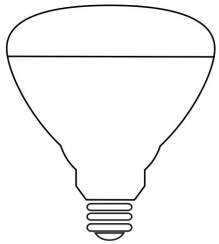
GE-R30
Model # 46302
65W Equivalent/ 8.50W
(5000K)




GE-R30
Model # 46304
65W Equivalent/ 8.50W
(5000K)



GE-R30
Model # LED9DR30/7-LT12
65W Equivalent/ 8.50W
(2700K)




GE-PAR38
Model # 45894
32.00W



Satco-R30
Model # S9621
65W Equivalent/ 9.50W
Soft White



GE-A19
Model # 44920
60W Equivalent/ 8.00W



GE-A19
Model # 44921
60W Equivalent/ 8.00W
(5000K)




GE-A19
Model # 44923
60W Equivalent/ 8.00W
(5000K)



GE-A19
Model # 44929
60W Equivalent/ 8.00W
(2700K)



GE-A19
Model # 44931
60W Equivalent/ 8.00W
(5000K)



GE-A19
Model # 44937
60W Equivalent/ 8.00W
(5000K)



GE-A19
Model # 44946
60W Equivalent/ 8.00W
(2850K)



GE-A19
Model # 44952
60W Equivalent/ 8.00W
(2850K)



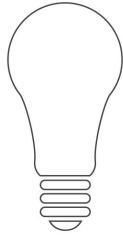
GE-A19
Model # 46328
60W Equivalent/ 8.00W
(2700K)



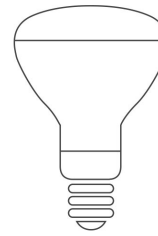
GE-A19
Model # LED8DAGRVL-LT2
60W Equivalent/ 8.00W
(2850K)




GE-A19
Model # LED8DAGSW15-LT4
60W Equivalent/ 8.00W
(2700K)




Satco-A19
Model # S9612
60W Equivalent/ 10.50W
Warm White



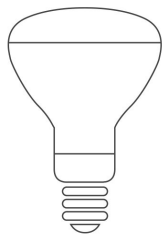
GE-R30
Model # 46305
65W Equivalent/ 8.50W
(2700K)




GE-R30
Model # 46306
65W Equivalent/ 8.50W



GE-R30
Model # 46307
65W Equivalent/ 8.50W
(3000K)



GE-R30
Model # 46308
65W Equivalent/ 8.50W
(5000K)



Satco-R30
Model # S9628
65W Equivalent/ 10.00W
(2700K)

Warranty on your Lutron 100 W C-L dimmer or 150 W C-L dimmer or 250 W C-L dimmer will be void if used with bulbs that are not on this Lutron compatible bulb list.

Please note: Bulb variations in lamp design and construction affect performance. Bulb manufacturers can modify their bulbs at any time, without notice to Lutron. This prevents Lutron from ensuring ongoing compatibility. For up-to-date specifications, performance, and/or any related recall information about the bulb, please visit the bulb manufacturer's website.

This document provides information from manufacturers who are not Lutron agents or affiliates. The listing of a manufacturer or the existence of any external link to another website does not suggest that Lutron is endorsing the linked company, its products and/or its services. Purchasers should ask appropriate questions and request references before buying any products and/or entering a contract with any party. The information contained in this document is intended for illustrative and comparative purposes only, and is subject to change at any time. Lutron does not warrant that (a) the list of manufacturers is all-inclusive; (b) the information is complete, up-to-date, accurate and/or error-free; (c) the products and Lutron controls listed will always be compatible; and (d) that the information provided will be a viable or appropriate solution for your project needs. You are entirely responsible for and assume all risk for the use of the information.