


## USE AND CARE GUIDE

---

### METAL COUNTER STOOL



Questions, problems, missing parts?  
Before returning to the store, call Customer Service.  
8 a.m. – 7 p.m., EST, Monday – Friday, 9 a.m. – 6 p.m., EST, Saturday

**1-877-527-0313**

**HOMEDEPOT.COM**

---

#### **THANK YOU**

*We appreciate the trust and confidence you have placed in StyleWell through the purchase of this metal counter stool. We strive to continually create quality products designed to enhance your home. Visit us online to see our full line of products available for your home improvement needs. Thank you for choosing StyleWell!*

# Table of Contents

Table of Contents .....	2	Assembly .....	5
Safety Information.....	2	Maintenance .....	7
Warranty .....	2	Care and Cleaning .....	7
1 Year Warranty .....	2	Troubleshooting .....	7
What is Covered.....	2		
What is Not Covered.....	2		
Pre-Assembly .....	3		
Planning Assembly .....	3		
Tools required.....	3		
Hardware Included .....	3		
Pre-Assembly (continued).....	4		
Package Contents .....	4		

# Safety Information

## DANGER

- Keep small parts away from children during assembly.
- Read and follow instructions carefully.

## WARNING

- Read these instructions carefully and keep in a safe place.
- TO GUARANTEE THE SAFE USE OF THIS PRODUCT, FOLLOW THE WARNINGS, GUIDELINES AND RECOMMENDATIONS IN THIS MANUAL.**
- Adult assembly required.
- Small parts may present choking hazard prior to assembly.

## WARNING

- Do not use power tools to assemble your furniture. Power tools may strip or damage parts/product.
- Do not overtighten connectors (screws, bolts, etc.). Overtightening can lead to product damage.
- Be sure to check all packing materials carefully for small parts that may have come loose inside the carton during shipment. If parts are missing, contact THE HOME DEPOT to obtain any missing parts.
- DO NOT USE SUBSTITUTE PARTS.**
- This product should only be used on a flat, level surface.
- Assembly requires two people; assembly alone may cause injury.
- This product is designed for in-door use only.

# Warranty

## 1 YEAR WARRANTY

### WHAT IS COVERED

We guarantee this product to be free of manufacturing defects to the original purchaser for one year.

### WHAT IS NOT COVERED

This warranty does not cover commercial use, acts of nature, and abusive use.

# Pre-Assembly

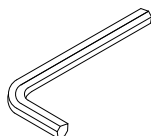
## PLANNING ASSEMBLY

Use the carton as a working surface to prevent product damage during assembly.  
Gather all tools prior to assembly.

## TOOLS REQUIRED



Safety Goggles




Allen Wrench (INCLUDED)

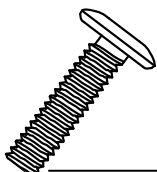
## HARDWARE INCLUDED



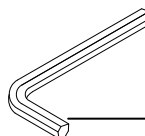
NOTE: Hardware not shown to actual size.



AA



BB

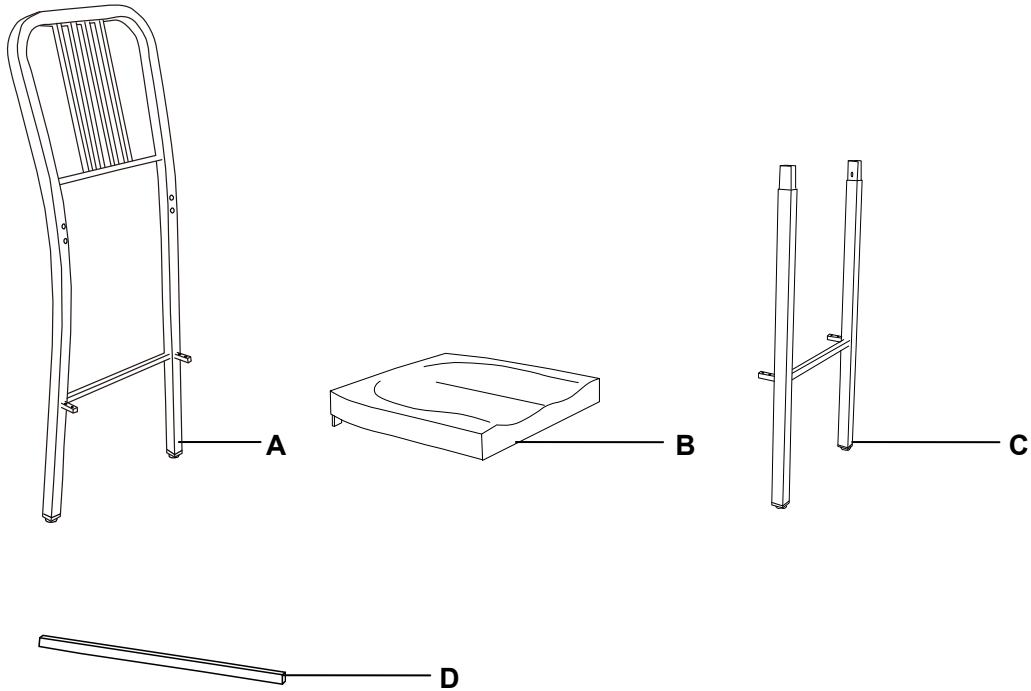


CC

Part	Description	Quantity
AA	Short Screws	12
BB	Long Screws	4
CC	Allen Wrench	1

# Pre-Assembly (continued)

## PACKAGE CONTENTS



Part	Description	Quantity
A	Back	1
B	Seat	1
C	Leg	1
D	Crossbars	2

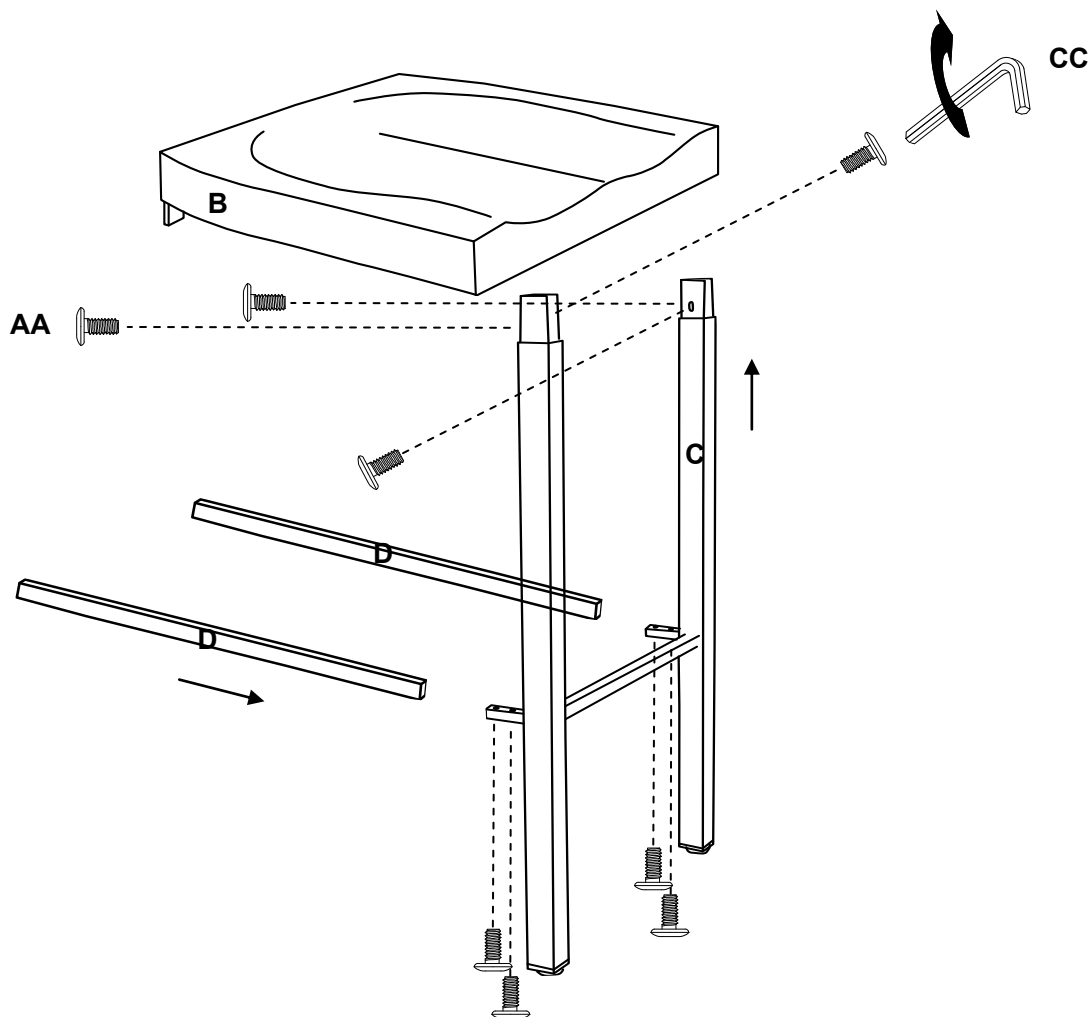
# Assembly

## 1 Install the leg and crossbars

- Attach the leg (C) to the seat (B) with screws (AA) as shown.
- Attach the crossbars (D) to the leg (C) with screws (AA) as shown.



**NOTE:** Do not tighten screws until all screws are in place.



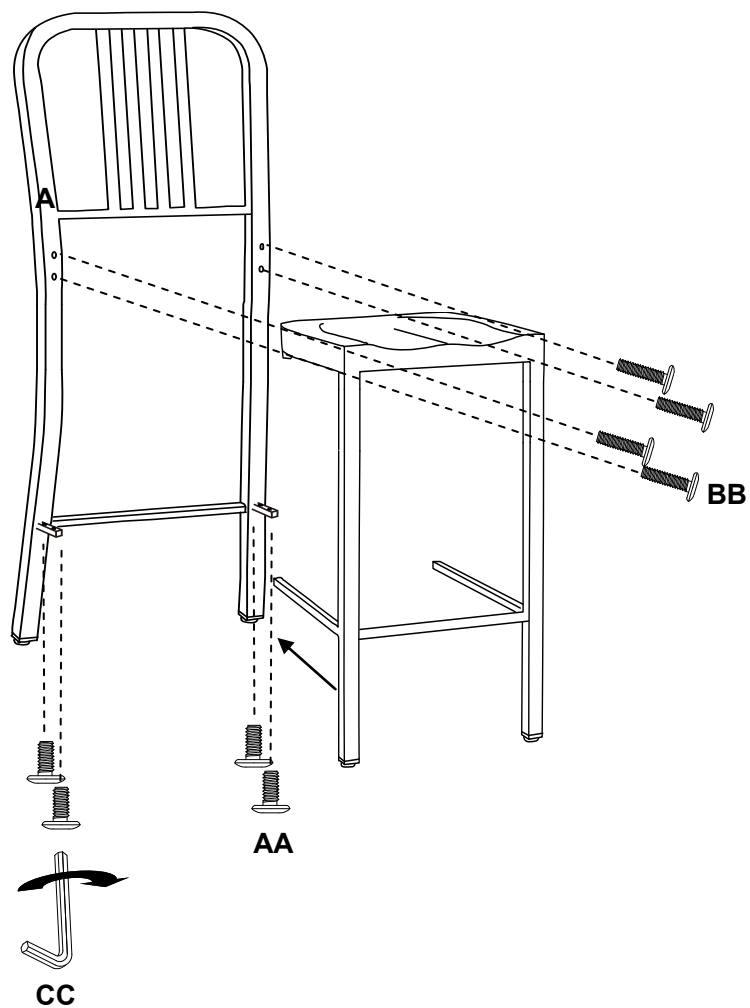
## Assembly (continued)

# 2 Install the back

- Attach the back (A) to the step (1) with screws (AA) as shown.



**NOTE:** Do not tighten screws until all screws are in place.



## Maintenance

- Use the furniture indoors.
- Keep the furniture away from humid environments like bathrooms.
- Keep the furniture away from sharp objects like knives.

## Care and Cleaning

- Move your new furniture carefully, with two people lifting and carrying the unit to its new location.
- Clean the product with your favorite furniture polish and dry soft cloth. Do not use harsh chemicals or abrasive cleaners.

## Troubleshooting

Problem	Possible Cause	Solution
The stool frame is loose.	Check all screws and make sure there are no screws missing.	Use tool CC to tighten the screws AA & BB.
The stool is not flat.	Ensure that the floor or ground is flat.	Check to see if the stoppers are missing.

# **StyleWell™**

Questions, problems, missing parts?  
Before returning to the store, call Customer Service  
8 a.m. – 7 p.m., EST, Monday – Friday, 9 a.m. – 6 p.m., EST, Saturday

**1-877-527-0313**

**HOMEDEPOT.COM**

Retain this manual for future use.