

# Snap-In Guard & Snap-In Filter

**Amerimax**   
Home Products, Inc.

*Helps Keep Leaves and Debris Out of Gutters.*

- Install in seconds by snapping on to front edge of gutter.
- Handy 3 foot sections fit standard "K" style aluminum, steel or vinyl gutters.
- Made of high quality, rigid PVC.
- Snap-In design will not collapse under debris.
- 70 guards/filters needed for average home (approximately 210').
- Fits 4", 5" & 6" gutters.
- Snap-In Guard available in white, brown or black.
- Snap-In Filter available in white or brown.

## Product Preparation

### Tools required:


- Tin snips • Tape measure

### *Applying Gutter Guards to straight runs:*

**Step 1** At ground level and with product facing up (top side of gutter guard) (A) and the clip facing towards you, measure approximately 3" from the end of the product at the clip and mark. This procedure should be duplicated for the same side of each piece of gutter guard.


**Step 2** Using tin snips, cut and remove 3" of the clip area only. (B).

**Step 3** The cut end will go underneath the next piece that is installed. (C)



### *Applying Gutter Guards to corners:*

For an outside or inside corner, mitre cut opposite ends of two adjoining pieces to form a corner joint.



**Note:** A splash guard may be required on outside corners, inside corners and where a downspout from an upper roof diverts water to the lower roof. You can also eliminate the heavy flow of water on the roof by connecting the upper roof downspout into the lower roof gutter.

## Installation


*Thoroughly clean gutter and downspout of any debris before beginning installation.*

### Snap-In Guard

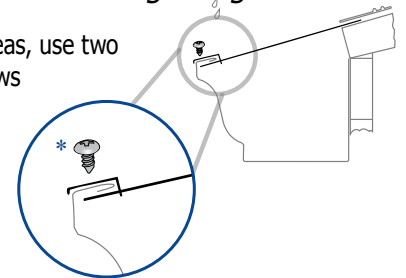
Install the 3' Snap-in Gutter Guards with label side up, clip to front lip of gutter and slide back side under the roof shingle. Be sure to install the high projection, lip side up, which will act to baffle roof run off and help direct into the gutter.

### Snap-In Filter

Install the 3' Snap-in Filter with filter side up.



\*In high wind areas, use two sheet metal screws per piece, secure to the front lip of the gutter.



**Call today to find out more about Amerimax's full line of rain carrying products and accessories! 800-347-2586**