


RATED RESIDENTIAL AND COMMERCIAL

Suitable over concrete or wood subfloors

QUIETWALK[®]

LUXURY VINYL

For use under Vinyl Plank, Laminate, Solid and Engineered Hardwood Flooring



Recycled Materials
NO VOCs



Installation Methods

- Floating
- Glue Down
- Mechanically Fastened

Delta Δ IIC 28
IIC 70 | **STC 62**
WITH ceiling assembly



Made from recycled fibers that would have ended up in the land fill. The recycled fibers are re-purposed into a high performance underlayment correctly supporting the floor.



Helps to keep unwanted sound from traveling to other rooms



Best choice for moisture protection. The Dri-Wick[®] Technology of the fiber composition wicks away harmful moisture vapor in concrete as well as top side incidental moisture which promotes dissipation and evaporation. The integrated vapor barrier protects the flooring from any potential moisture damage.



Crush resistant fibers properly support a variety of floors including Vinyl Plank, Laminate, Solid and Engineered Harwood.



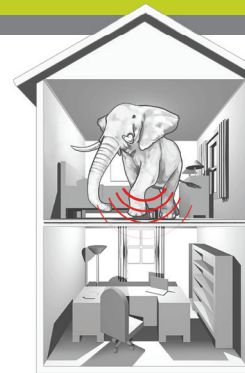
Fibers inherently offer insulation to your floors for better energy efficiency.



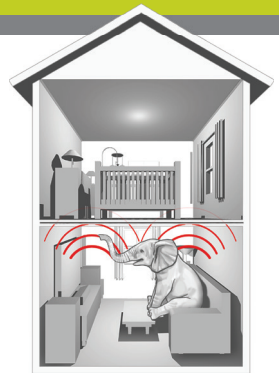
Integrated seam tape for fast and easy installation.



Approved for use with radiant heat systems.



Impact Sound Noise created by collisions with the floor.



Ambient Sound Noise created by talking, electronics etc.



Made in the U.S.A.



INSTALLATION METHODS

FLOATING FLOORS

1. Roll out underlayment and flip over so vapor barrier side is facing up and butt seams together
2. Apply moisture barrier seam tape, and ensure underlayment seams run perpendicular to the floor covering seams
3. Click & lock floating floors over the top according to manufacturer

DOUBLE GLUED DOWN FLOORS

1. Double Glue Down installations are approved with flooring that is a minimum thickness of 4mm.
2. Roll out underlayment and flip over so vapor barrier side is facing up and butt seams together, ensure seams run perpendicular to the flooring seams
3. Adhere to subfloor using pressure sensitive adhesive and recommended trowel size and install method
4. Roll over the underlayment with a 75 or 100 pound roller
5. Adhere flooring over the top using floor manufacturer's recommended adhesive and trowel size. Follow all adhesive manufacturer's instructions for appropriate bonding

MECHANICALLY FASTENED HARDWOOD FLOORS

1. Unroll the underlayment and ensure vapor side is up and fibers are to the subfloor.
2. Install underlayment in opposite direction to the flooring material. You can tape the seams but it is not necessary.
3. Install the hardwood per manufactures written instructions, using their recommended fastening materials.

*ENSURE TO READ THE COMPLETE INSTALLATION INSTRUCTIONS BEFORE INSTALLATION

APPROVED SUBSTRATES

- Dry, completely cured concrete (at least 28 days old)
- Concrete and masonry blocks
- Cement backer units (CBU)
- Cementitious screeds, leveling coats and mortar beds
- Waterproofing and crack-isolation membranes
- Wood, plywood, or OSB subfloors that meet NWFA Subfloor Guidelines and Specifications, and meet applicable building codes
- Cement terrazzo floors
- Suitable with Radiant Heat Systems

SPECIFICATIONS

- **Physical Properties:** Blended synthetic fibers and polyethylene film. Inert hot-melt adhesive.
- Weight 9lbs/100sf roll : 30lbs/360sf roll
- Thickness 1.4mm
- Density 18.28 lbs / ft³
- R-Value(@1.4mm) 0.34 hr-ft²-degF/Btu (5.75/ inch)
- Compression Resistance @ 50% (ASTM D1667) 64.58psi
- Compression Set @ 25% (ASTM D1668) 8.8%
- Break Strength Length 28.3 lbs. Width 31.4 lbs.
- WVTR..... 1.31lbs / 1000 sqft / 24 Hours
- Antimicrobial Protection Yes

SOUND PROPERTIES

IMPACT SOUND TRANSMISSION

The method is designed to measure the impact sound transmission performance of a floor-ceiling assembly in a controlled laboratory environment.

IIC	Flooring	Sub-floor
70	5mm Vinyl Plank	over a 6" concrete subfloor with a suspended ceiling assembly
55	5mm WPC	over a 6" concrete slab

SOUND TRANSMISSION LOSS

The sound-insulating property of a partition element is expressed in terms of the sound transmission loss.

STC	Flooring	Sub-floor
62	5mm Vinyl Plank	over a 6" concrete subfloor with a suspended ceiling

DELTA TEST

Tests the impact insulation difference between a bare concrete subfloor with no flooring materials and the same concrete subfloor with flooring and underlayment.

Delta IIC	Flooring
Up To 28	QWLV under 5mm Vinyl Plank

LIMITATIONS

QuietWalk LV is not suitable for use as underlayment for:

- Ceramic tile
- Carpet
- Sheet-vinyl
- VCT

*Commercial applications require minimum floor thickness of 4mm

Installations over concrete in high moisture areas (vapor emission rate above 6 lbs/ 1000 sq ft/ 24 hrs) will require additional protection such as a concrete sealant or polyethylene vapor barrier.

SUSTAINABILITY AND LEED

- QuietWalk LV contains post industrial/pre-consumer fibers.
- QuietWalk LV is LEED™ compliant and will contribute to:
 - MRC4.1-4.2 recycled content credit
 - EQ 4.3 low-emitting materials credit
- QuietWalk LV is GreenGuard Gold certified

Volatile Organic Compounds (VOC)
Meets low emissions standards with zero offgassing.



PACKAGING

Roll Sizes: 3' x 33.4' (100 sq ft) do-it-yourself size rolls
6' x 60' (360 sq ft) contractor sized rolls

100 SF ROLLS: 54 rolls per pallet, 1 box per pallet
QW100LVS1 3456 rolls per truck, 64 pallets per truck

360 SF ROLLS: 30 rolls per pallet, 32 pallets per truck
QW360LVS1 960 rolls per truck