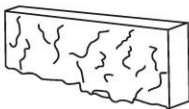


## Two different components

(sold separately)

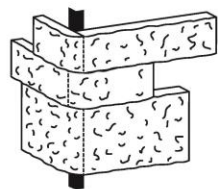
### 1. Primary Wall Stone

(the basic building component)  
8 square feet per box

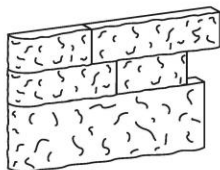


### 2. Corner/Finished End Stone

(for wall endings and 90° corners)  
6 linear feet per box



OR



Pair with matching Primary Wall Stone (included) to create corners

Use at the end of a wall for a finished look. Use its mate anywhere as Primary Wall Stone

#### SOME COMMON SUBSTRATES:

- Drywall - Approved
- Tile - Approved
- Brick - Approved
- Concrete - Approved
- Stucco - Approved
- Cement Board - Approved
- Wood - Approved (interiors only).

Visit [www.AirStone.com](http://www.AirStone.com) for videos and installation tips.

Proud to be...



## Turn a plain space into a stone wall in two easy steps

### Step 1:



Apply adhesive

### Step 2:



Press to wall

Through patented technology, AirStone® is light enough to glue directly onto drywall. This advancement simplifies installation... saving time, money and headaches.

- AirStone is durable and 75% lighter than stone
- No grouting or mortar joints – stones fit precisely together leaving no gaps
- Easy to cut
- Adheres directly to drywall, plywood, concrete, brick and more!
- Great for indoor or outdoor use
- AirStone is non-flammable and safe to use around typical fireplaces

### WHAT YOU'LL NEED:

#### FOR INDOOR PROJECTS:

- AirStone Interior Adhesive
- Putty knife
- Hacksaw or a power saw (with a masonry blade)



#### FOR OUTDOOR PROJECTS:

- A premium polyurethane construction adhesive
- Caulk gun
- Easily cut with masonry or tile blade



# AirStone®

U.S. PATENT NOS. 8,454,742, 8,806,670, 9,004,004. ONE OR MORE OTHER PATENTS PENDING.

Simple Installation... Beautiful Results.



Autumn Mountain



Birch Bluff



Spring Creek




## Autumn Mountain



## Birch Bluff



## Spring Creek



**Simple Installation**

**Beautiful Results!**