

# INFLATABLE MOVIE SCREEN

## USER'S MANUAL

- INFLATBLE MOIVE SREEN
- INSTRUCATION OF INFLATABLE MOIVE SCREEN
- INTRUCATION OF ACCESSORIES.
- CAUTION

## INFLATABLE MOVIE SCREEN

### Package Include:

1 x Inflatable frame

1 x Repair patch

8 x Anchors

1 x Carry bag

1 x Repair Sewing Kit

1 x Screen

1 x Blower

1 x Ropes

1 x User manual



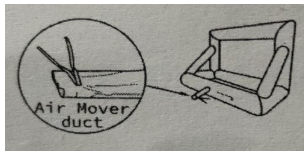
### How to install

Please read the user's manual carefully and keep it for future reference. If you have any questions or need any assistance, please feel free to contact us via Amazon.

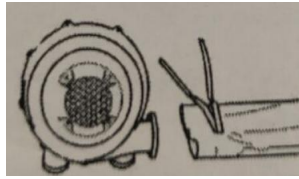
**STEP 1:** Open the package, taking the screen and accessories out. Please lay out the frame in a clear, flat area. Cause the frame is big, spacious room or yard is the better place for installation.

Caution, please. Do not put the frame with any sharp stuffs or stuffs with blade.

**STEP 2:** Find the air move duct, and place it away from the anything that may obstruct its fan. Take the blower out and connect with the frame like picture shows.



**STEP 3:** Connect the duct with the blower by attached strings.



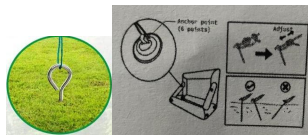
**STEP 4 :** Make sure the duct connect with the blower tightly in case of air leaking or some other issue happen.



**STEP 5:** Plug cord into outlet device to inflate the frame. This process may take few minutes. Make sure the air intake is clear of fabric or other obstruction and zipper is fully closed.


**STEP 6:** Stand the item upright,ensuring that fans are always from obstructions.

**STEP 7:** For out door use, tie the ropes through each anchor points(at least 4 points) and lock with stakes.

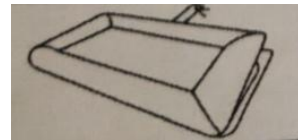


### How to deflate?

**STEP 1:** Remove the plug, disconnect the air mover and open the zipper to release the air.



**STEP 2:** Flatten the frame with the white movie screen for avoiding dirty the screen or frame.



**STEP 3:** Fold in 3 times or more according to the need. Then put frame and white screen into the bag.

### CAUTIONS:

Please check the accessories attachments when open the package. Please check the product broken or not.

Please do not close the frame or movie screen to any sharp stuffs. Please do not put the frame or screen in dirty or wet place.

Please put the frame in a spacious room or yard when use it. Please keep the blower away from the water in case of dangerous.

Please not allowed use in **BAD WEATHER:** Thunderstorm, rainy, windy, snowy weather.

Don't use paint booth outdoors. Booth is not a rainproof product.

Don't use sharp things, such as knives to scratch