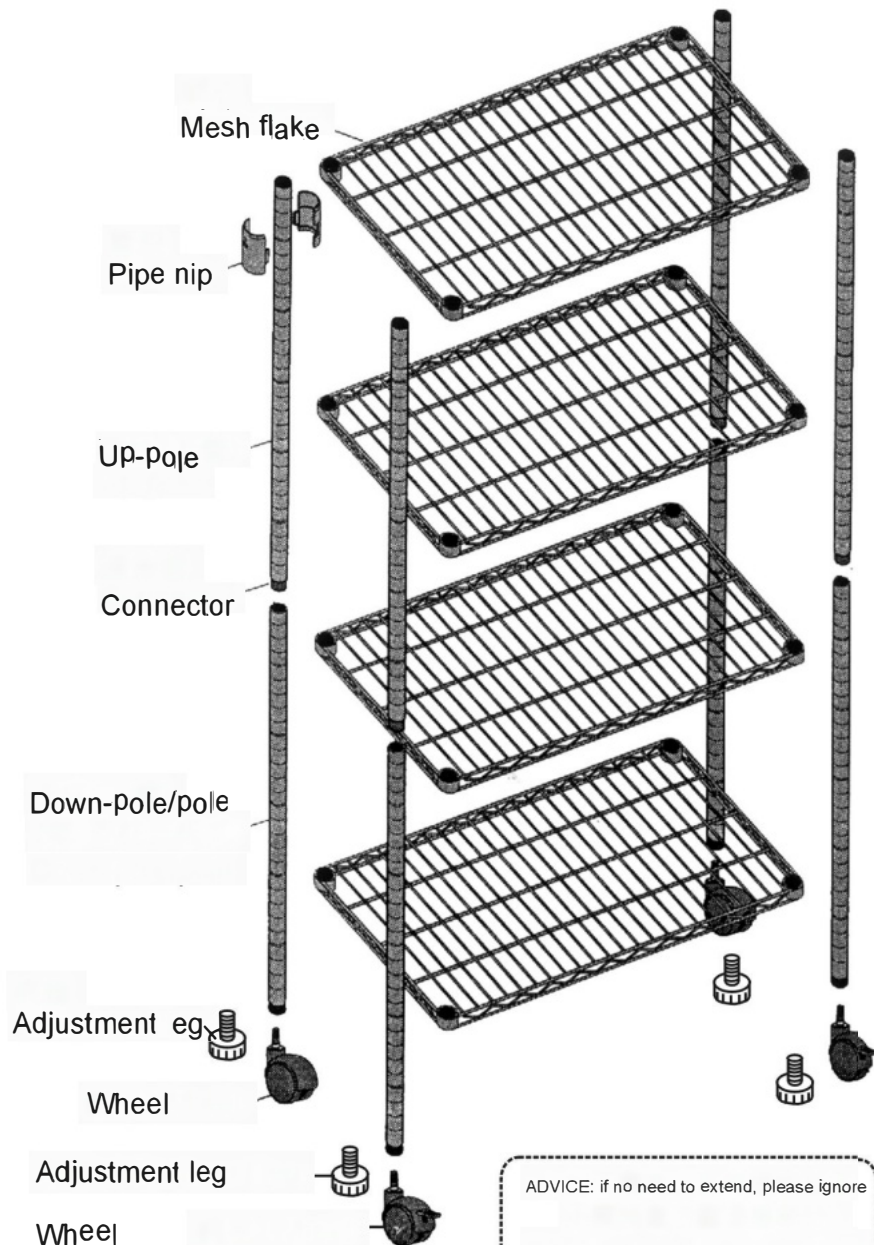


# INSTRUCTION



ADVICE: if no need to extend, please ignore

the instruction chart at above.

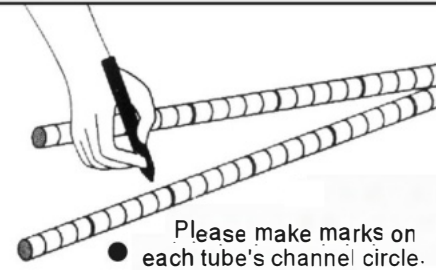


NOTES: Our products are made of chrome plated/powder coated carbon steel. In order to keep products

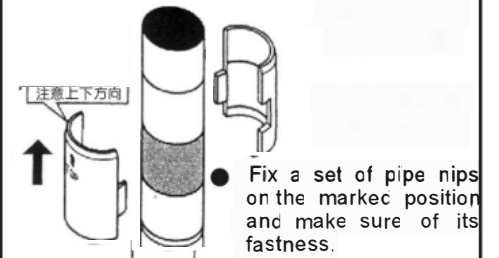
surface please protect it against some corrosive substances such as acid, alkali etc.

## Assemble Instruction

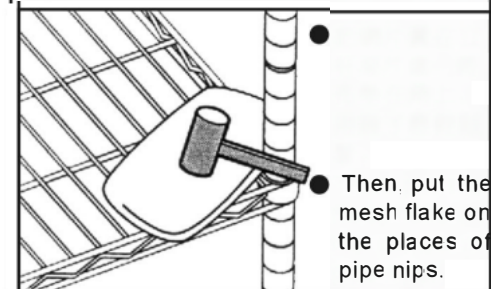
### ① Before Assembling



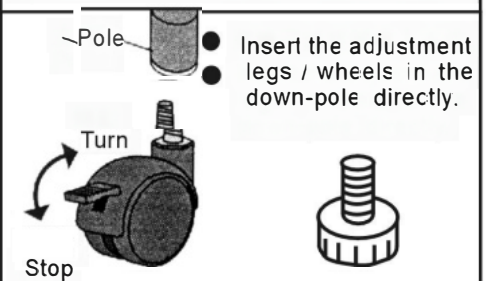
### ② Assemble Pipe nip



### ③ Assemble Mesh flake



### ④ Assemble Wheels



## SPECIAL PRODUCT

- **UNIQUE STRUCTURE:** sturdy carbon-steel netface, air flowing, and reducing the dust-gathering. Opening style design and stores being seen clearly.
- **changeable and flexible:** changing assembled from as request, realizing different shelf combination by assembling different parts.
- **ADJUSTED CONVENIENT:** height of each level being adjusted freely (increasing and decreasing by per inch).
- **LARGE BEARING:** each level burdening 50kgs.
- **BEAUTIFUL AND DURABLE:** anti-rusty and smooth, chrome plating carbon-steel with environ metal protection function.