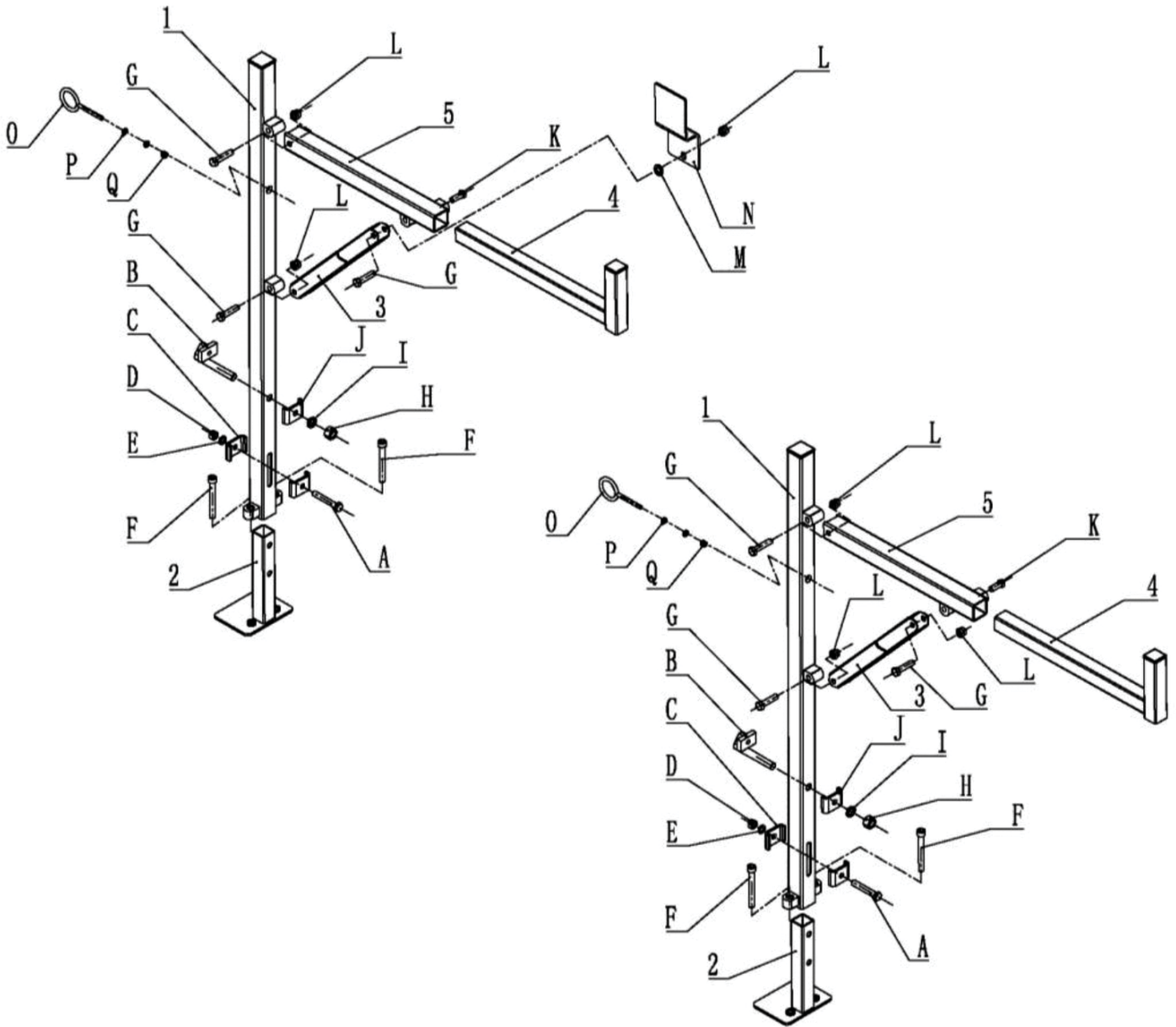











PARTS DIAGRAM









PARTS LIST

Item#	Description	Quantity
1	Frame	2
2	Base	2
3	Supporting Arm	2
4	Extended Arm	2
5	Parallel Support Frame	2

HARDWARE LIST

Part	Description	Pic.	Quantity
A	M12*75 Hexagon Bolt		2
B	Stop Bolt		2
C	12-U Bolt		4
D	M12 Nut		2
E	M12 Spring Washer		2
F	M12X185 Socket Head Screw Bolt		4
G	M12*60 Hexagon Bolt		6
H	M16 Nut		2
I	M16 Spring Washer		2

Part	Description	Pic.	Quantity
J	16-U Bolt		2
K	M12*30 Hexagon Bolt		2
L	M12 Locknut		6
M	M12 flat washer		1
N	Ladder Stop		1
O	Tie Down Ring		2
P	M6 Washer		4
Q	M6 Lock Nut		2

201707