




## Retrofitting Guide

The existing baseboard heater MUST comply with ALL THREE measurement ranges shown below to ensure a proper fit.



Baseboarders

1




Measure from the finished floor to the top of the existing back plate.

You should have between 7-1/2" and 9"



2




Measure from the bottom of the heating element to the top of the existing back plate.

You should have between 5" and 6-3/4"



3



Measure from the back plate to the front of the heating element.

You should have a depth of less than 3-1/4"

