

User Manual



Scan ! To find more surprise!



Dear Customer,

Thank you for your purchase.

COZIWOW is committed to providing affordable high-quality pet products worldwide.

We take your pet's needs and well-being as the greatest mission.

We are proud to make a difference in thousands of pets' life.

When you receive the product, please make sure that all the parts are intact.

Then please browse the entire installation manual before assembly.

If problems occur unsatisfactorily as follows:

a. The outer box is damaged.

b. The product is damaged / bent / cracked while you open the box.

c. The parts / accessories / assembly tools are missing.

d. The product is hard to assemble.

e. The instructions are not clear and can not be referred to.

f. The product has functional problems.

g. Other aspects that you are not satisfied with.

Please do not hesitate to contact us through the email service@coziwow.com for help

(Be sure to mark the SKU Number, e.g., CW12R0371, and the TRACKING Number)

Our COZIWOW team with factory direct after-sales service will reply within 24 hours and will


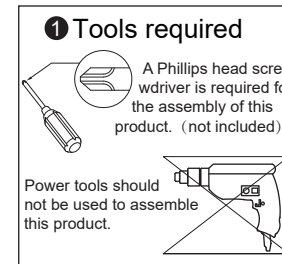
do our best to resolve the problem for you. No matter which online platform you purchase

(Amazon, Walmart, Chewy, eBay, or others), our services will be available at any time.

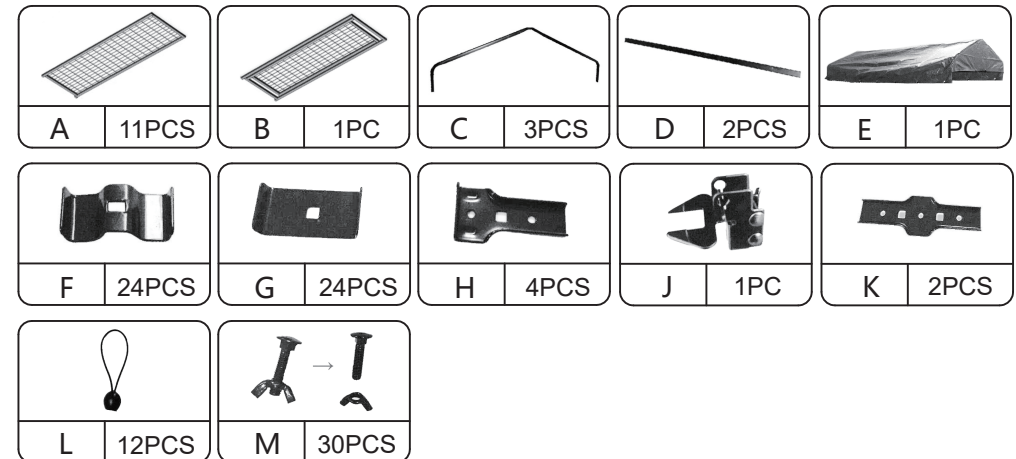
Sincerely,
COZIWOW Team

**COZIWOW,
for Pets and Fun!**

You need




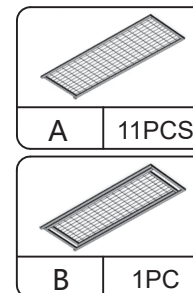
Hardware List



PRODUCT ASSEMBLY

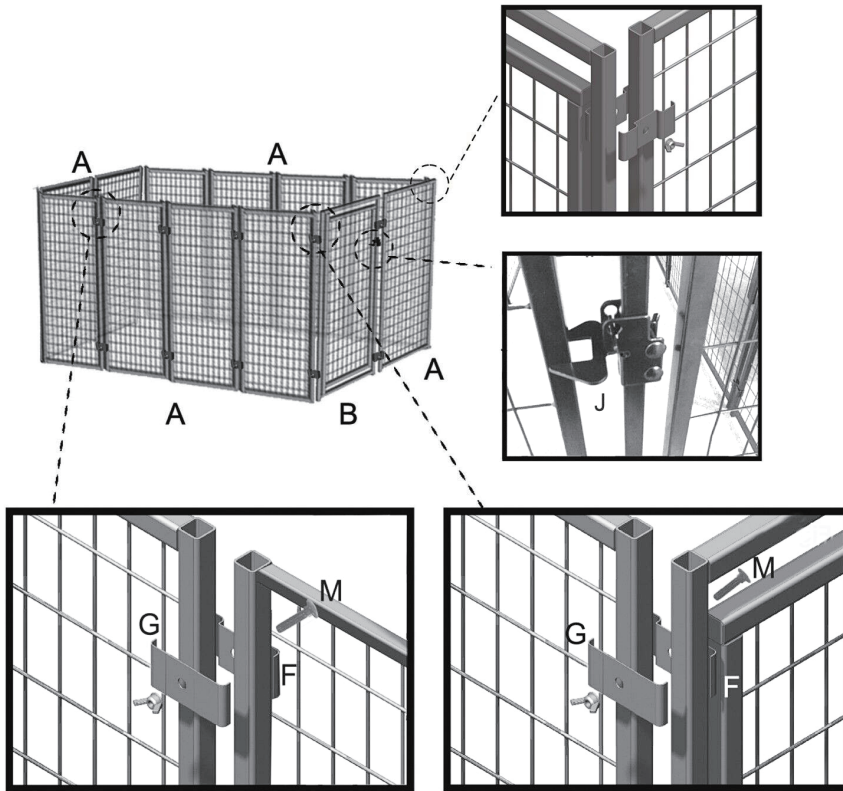
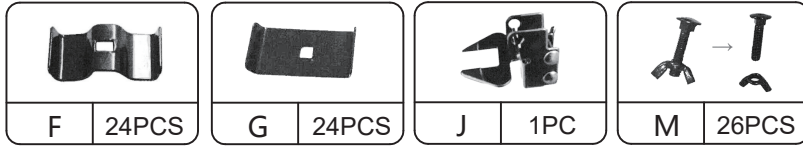
⚠ Check the package contents before getting started !

STEP 1



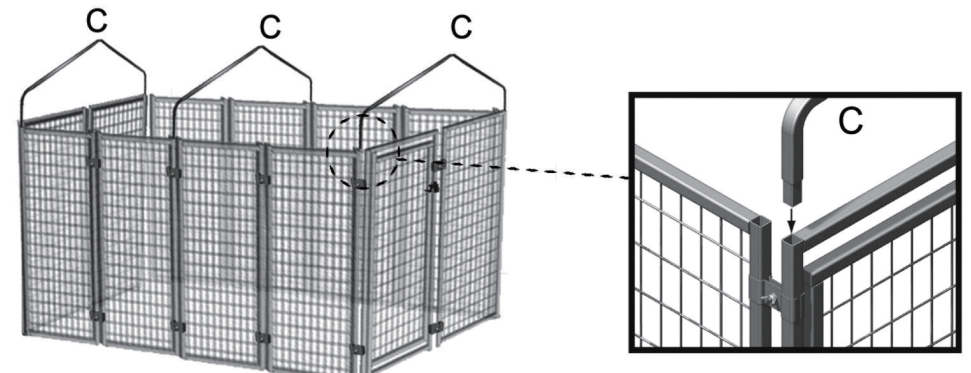
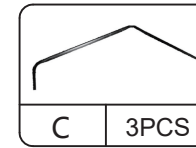
PRODUCT ASSEMBLY

STEP 2



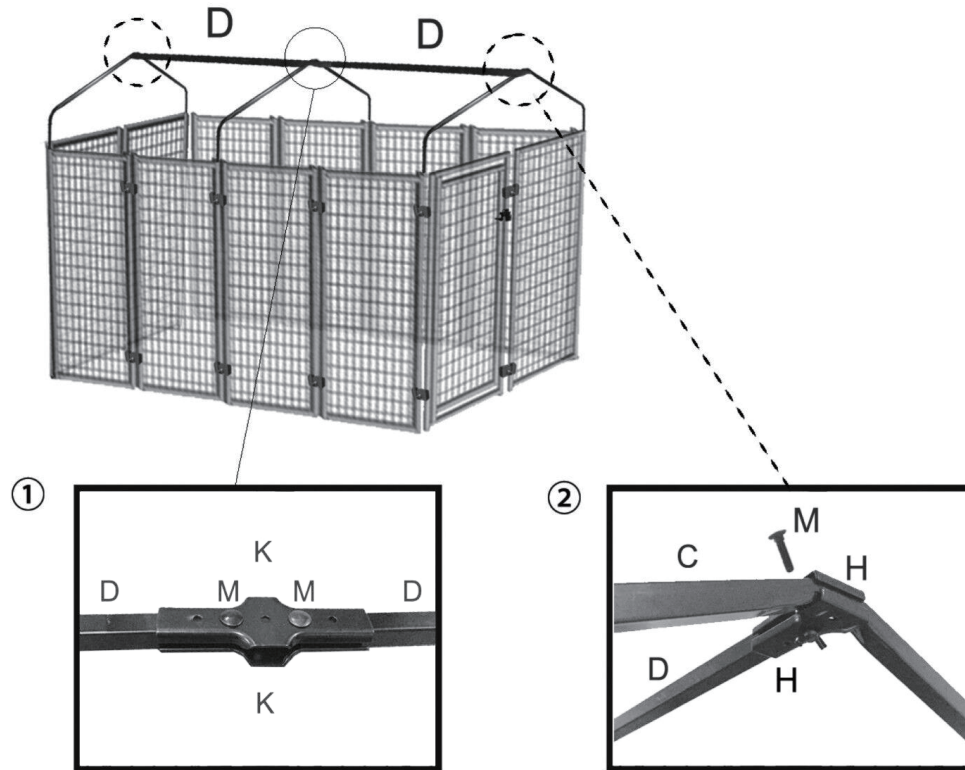

PRODUCT ASSEMBLY

STEP 3



PRODUCT ASSEMBLY

STEP 4



PRODUCT ASSEMBLY

STEP 5

