


**StyleWell.**<sup>TM</sup>

Model # HDP-DK1807222-BLK  
HDP-DK1807222-SEA  
HDP-DK1807222-GRY  
HDP-DK1807222-WHT  
Item # 1004082270  
1004082229  
1004071958  
1004082273

## USE AND CARE GUIDE

**IN THE MOMENT VANITY/DESK - BLACK**  
**IN THE MOMENT VANITY/DESK - SEAFOAM**  
**IN THE MOMENT VANITY/DESK - SHADOW GRAY**  
**IN THE MOMENT VANITY/DESK - WHITE**



**Questions, problems, missing parts? Before returning  
to the store, Customer Service.  
8 a.m. - 7 p.m., EST, Monday - Friday, 9 a.m. - 6 p.m.,  
EST, Saturday**

**1-877-527-0313  
HOMEDEPOT.COM**

THANK YOU

*We appreciate the trust and confidence you have placed in StyleWell through the purchase of this In The Moment Vanity/Desk. We strive to continually create quality products designed to enhance your home. Visit us online to see our full line of products available for your home improvement needs. Thank you for choosing Stylewell!!*

## Table of Contents

Table of Contents.....	2	Installation .....	6
Safety Information.....	2	Maintenance .....	7
Warranty.....	2	Care and Cleaning .....	7
What is Covered.....	2		
What is Not Covered.....	2		
Pre-Assembly.....	3		
Planning Assembly.....	3		
Tools required.....	3		
Hardware Included.....	3		
Package Contents .....	4		
Assembly.....	5		

## Safety Information

- Check you have all the components and tools listed on the following pages.
- Remove all fittings from the plastic bags and separate them into their groups.
- Keep children and animals away from the work area, small parts could choke if swallowed.
- Make sure you have enough space to layout the parts before starting.
- During assembly do not stand or put weight on the product, this could cause damage.
- Assemble the item as close to its final position (in the same room) as possible.
- Assemble on a soft level surface to avoid damaging the unit or your floor.

## Warranty

### 1 YEAR WARRANTY

### WHAT IS COVERED

We guarantee this product to be free of manufacturing defects to the original purchaser for one year.

### WHAT IS NOT COVERED

This warranty does not cover commercial use, acts of nature, and abusive use.

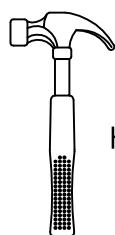
# Pre-Assembly

## PLANNING ASSEMBLY

Once the packaging has been removed, please inspect your new furniture.

- Please read all instructions before beginning assembly. When building utilise the line drawings to locate the fittings correctly.
- Please note this unit could be dangerous if incorrectly installed.
- Unpack on a protective surface.
- Save all packing materials until assembly is complete
- Check all parts and fixings are present before starting to assemble.

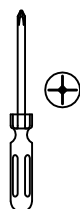
## TOOLS REQUIRED



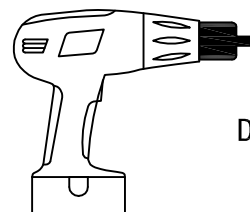
Hammer



Safety goggles



Phillips screwdriver

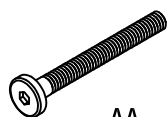


Drill

## HARDWARE INCLUDED



NOTE: Hardware not shown to actual size.



AA



BB



CC



DD



EE

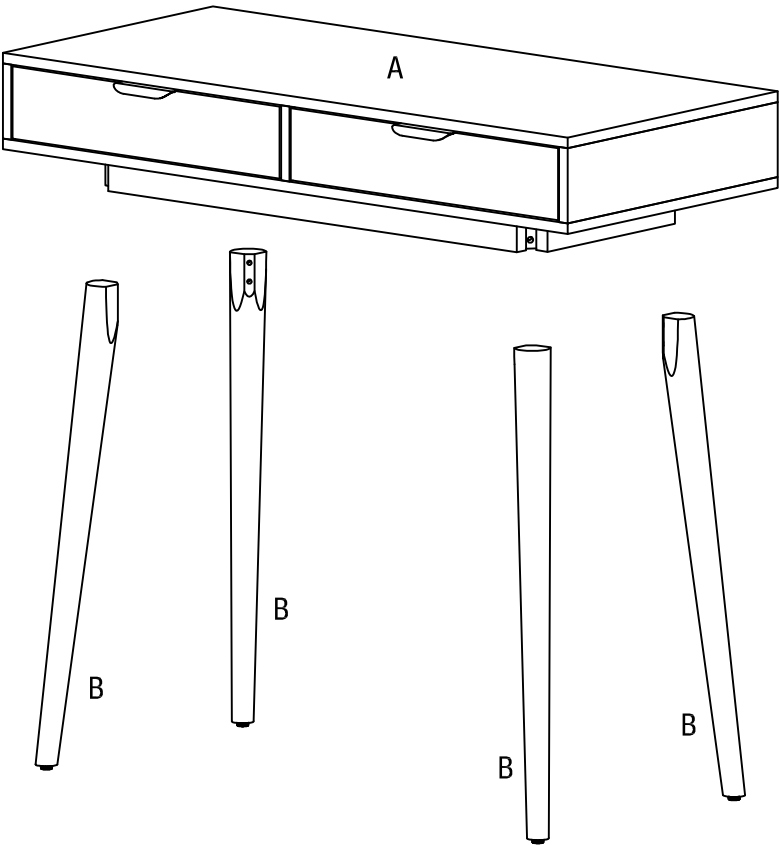


FF

Part	Description	Quantity
AA	Bolt	8
BB	Spring Washer	8
CC	Washer	8
DD	Allen Key	1
EE	Screw	1
FF	Rawl Plug	1

# Pre-Assembly

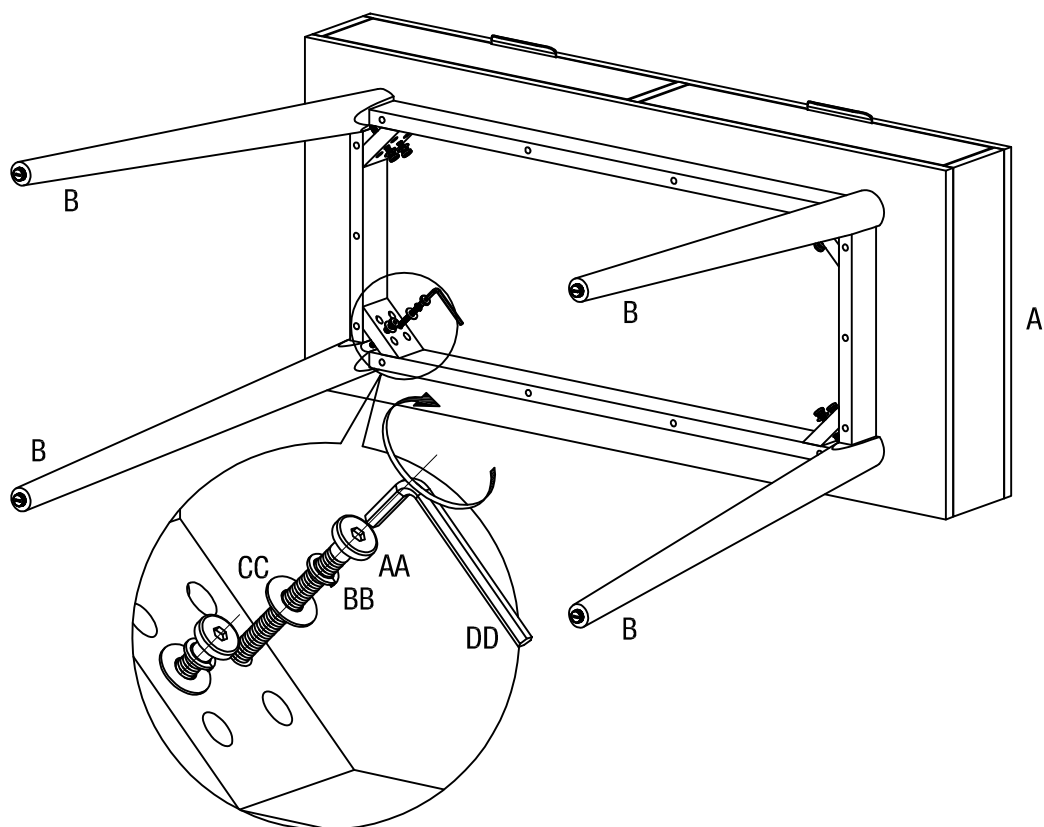
## PACKAGE CONTENTS



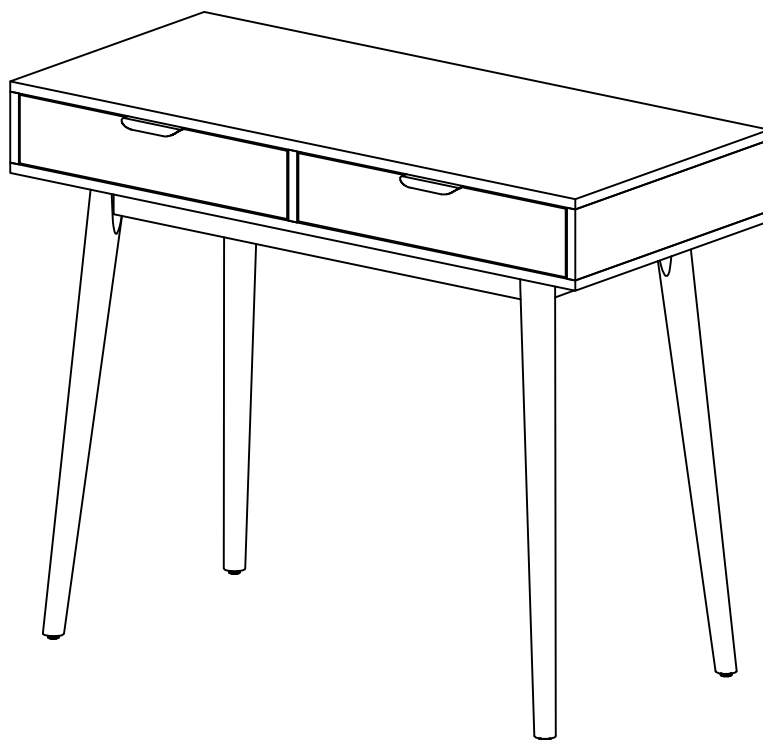
Part	Description	Quantity
A	Cabinet	1
B	Leg	4

## Assembly

1.

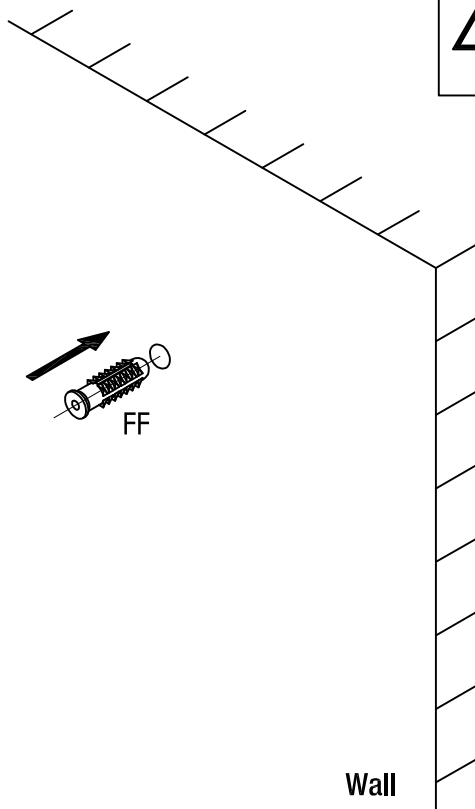


2.



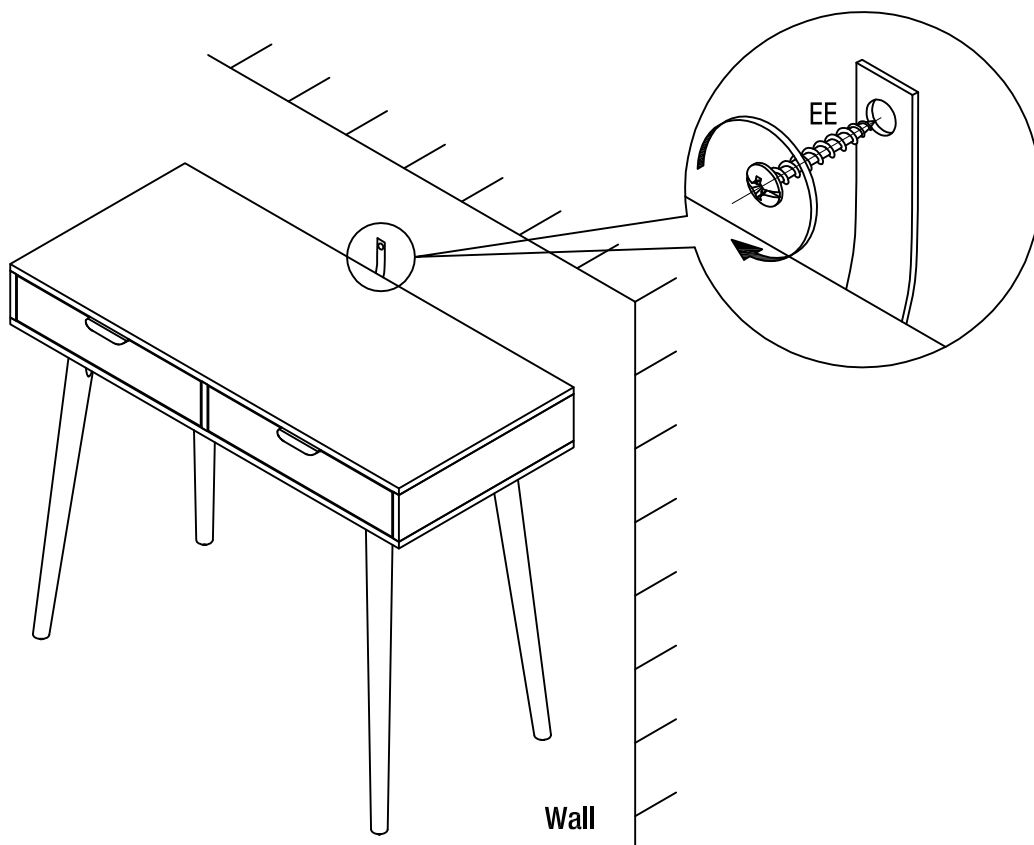
# Installation

1.



**WARNING:** Always ensure the area to be drilled is free from hidden electrical wires, water and gas pipes.

2.



## Maintenance

---

- Please periodically check all fittings and re-tighten as necessary.
- Do not use this product if parts are missing, damaged or worn.

## Care and Cleaning

---

- To clean your item, please use a damp cloth and wipe clean.
- Never allow any kind of liquid to remain on your furniture, Absorption can cause wood to warp or finishes to de-laminate
- Please do not drag and pull your furniture
- To clean your items, please use a vacuum or slightly brush clean.
- Please do not place hot item (e.g. hot drinks) directly on the surfaces. Please make sure you use a placement or coaster.
- Wipe occasionally with a soft cloth slightly dampened with water. Then buff with a dry clean soft cloth.

# **StyleWell.™**

**Questions, problems, missing parts?**

**Before returning to the store, call Customer Service.**

**8 a.m. - 7 p.m., EST, Monday - Friday, 9 a.m. - 6 p.m., EST, Saturday**

**1-877-527-0313**

**HOMEDEPOT.COM**

**Retain this manual for future**