

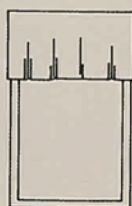


Care Instructions

Machine wash cold, gentle. Do not bleach. Lay flat or hang to dry.
Touch up with cool iron if desired, except as noted below:

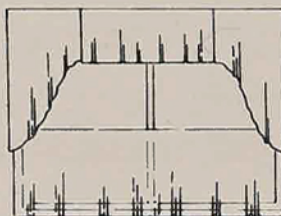
- Modé Crochet – washing machine and dishwasher safe.
- Crushed lace – ironing not recommended.
- Fringed lace – hand wash in cold water with mild soap. Do not bleach. Take care not to tangle fringes (band long fringes together for easier handling). Hang, gently separate fringes and allow to air-dry.
 - Pendant lighting and roller shades – spot clean with a damp cloth.
 - Linens – care varies by collection; refer to individual product pages.

Window Treatment Terminology



Valance

The perfect stand-alone top treatment.



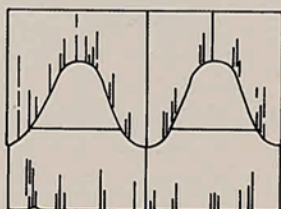
Swag Pair, Valance & Tiers

Swag pairs and a valance paired with tiers beautifully frame the view from a wide window.



Swag Pair

Install a swag pair to give your windows a unique silhouette.



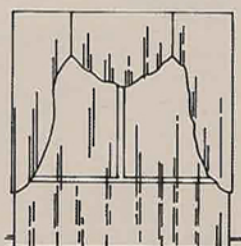
Swag Pairs & Tiers

Swag pairs and tiers used in multiples are the perfect solution for wider windows.



Festoon and Panels

For a beautiful, formal look, tie back panels and top with a festoon.




Swag Pair, Festoon & Panels

For a wider window, layer a swag pair and festoon insert over two 84" panels.



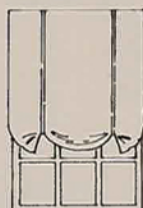
Fan Swag & Panels

Fan swags create an interesting gathered effect over a panel.




Panel Tied Back

An 84" panel takes on a totally different look when tied back $\frac{1}{3}$ of the way down from the top of the window treatment.



Drape Shade

Adjustable shade can be shirred as desired to create different looks.



Panel

A single panel creates a clean, simple look for any size window and any room.